



CITY OF CANYON LAKE

City Hall

31516 Railroad Canyon Road

Canyon Lake, CA 92587

www.canyonlakeca.gov

Mayor Jeremy Smith
Mayor Pro Tem Dale Welty
Council Member Kasey Castillo
Council Member Jennifer Dain
Council Member Mark Terry

City Manager Nicole Dailey
City Attorney Steven Graham
City Clerk Sheryl Garcia

AGENDA

Regular Meeting of the Canyon Lake City Council

Wednesday, June 14, 2023

Closed Session 5:00 P.M. – City Hall Administration Office – 31526 Railroad Canyon Road, Suite 5

Open Session 6:30 P.M. – City Hall Council Chamber – 31516 Railroad Canyon Road

CLOSED SESSION

CLOSED SESSION CALLED TO ORDER

ROLL CALL

PUBLIC COMMENT

LIMIT 3 MINUTES

Any person wishing to address the City Council on any matter within the jurisdiction of the City, whether or not it appears on this agenda, is asked to complete a "Speaker Request Form" available on the back counter. The completed form is to be submitted to the City Clerk prior to an individual being heard by the City Council. The City Council has adopted a time limitation of three (3) minutes per person. If you are commenting on the agenda item, your comments will be heard at the time that particular item is scheduled on the agenda. Please note that if you are addressing the City Council on items NOT on the agenda, the Brown Act does not allow discussion of such items. Therefore, the City Council may only do the following: refer the matter to staff, ask for additional information or request a report back, or give a very limited factual response.

Members of the public may submit comments electronically by sending an email to cityclerk@canyonlakeca.gov. Comments submitted electronically will be provided to the City Council and included in the official record but will not be read aloud during the meeting.

- A. CONFERENCE WITH REAL PROPERTY NEGOTIATORS - Pursuant to Section 54956.8
Property: 28730 Vacation Drive, Canyon Lake, CA
Agency Negotiator: City Manager
Negotiating Parties: Canyon Lake Property Owner's Association
Under Negotiation: Price and Terms of Payment

OPEN SESSION

OPEN SESSION CALLED TO ORDER

INVOCATION

FLAG SALUTE

ROLL CALL

CLOSED SESSION REPORT

CEREMONIAL MATTERS *Presentations, Awards, Proclamations*

Citizen of the Month
Canyon Lake Junior Women's Club Scholarship Awards

COMMUNITY REPORTS

LIMIT 3 MINUTES

Elsinore Valley Municipal Water District
Canyon Lake Property Owners Association
Chamber of Commerce

PUBLIC SAFETY UPDATES

City of Canyon Lake Code Enforcement
Riverside County Sheriff's Department
City of Canyon Lake Fire Department

PUBLIC COMMENT

LIMIT 3 MINUTES

Any person wishing to address the City Council on any matter within the jurisdiction of the City, whether or not it appears on this agenda, is asked to complete a "Speaker Request Form" available on the back counter. The completed form is to be submitted to the City Clerk prior to an individual being heard by the City Council. The City Council has adopted a time limitation of three (3) minutes per person. If you are commenting on the agenda item, your comments will be heard at the time that particular item is scheduled on the agenda. Please note that if you are addressing the City Council on items NOT on the agenda, the Brown Act does not allow discussion of such items. Therefore, the City Council may only do the following: refer the matter to staff, ask for additional information or request a report back, or give a very limited factual response.

Members of the public may submit comments electronically by sending an email to cityclerk@canyonlakeca.gov. Comments submitted electronically will be provided to the City Council and included in the official record but will not be read aloud during the meeting.

CONSENT CALENDAR

All items listed on the Consent Calendar are considered to be routine matters, status reports or documents covering previous City Council action. The items listed on the Consent Calendar may be enacted in one motion. With the concurrence of the City Council, a Council Member may request that an item be removed for further discussion. Staff recommends approval of all items.

(1) **Waive Full Reading, Read all Ordinances by Title Only**

(2) **Approve Claims and Demands of the City**

Recommendation: Adopt Resolution No. 2023-17 Approving Claims and Demands of the City.

(3) **Approval of City Council Minutes**

Recommendation: Approve the Minutes of the City Council meeting of May 10, 2023.

(4) **Adopt a Resolution Approving the List of Projects for Fiscal Year 2023-2024 Funded by SB 1: the Road Repair and Accountability Act of 2017**

Recommendation: Adopt Resolution No. 2023-18 approving the Fiscal Year 2023-2024 project list for Senate Bill 1 (Road Repair and Accountability Act of 2017) Road Maintenance and Rehabilitation Account (RMRA) funding.

(5) **Adopt a Resolution Authorizing Healthcare Benefits for City Council Members**

Recommendation: Adopt Resolution No. 2023-19 authorizing healthcare benefits for City Council Members.

(6) **Adopt a Resolution Identifying the Terms and Conditions for the Canyon Lake Fire Department Response Away From Their Official Duty Station and Assigned to an Emergency Incident**

Recommendation: Adopt Resolution No. 2023-20 identifying the terms and conditions for compensation to Canyon Lake Fire Department employees while away from their official duty station and assigned to an emergency incident.

(7) **Approval of an Agreement with Public Agency Retirement Services (PARS) for a Section 115 Trust – OPEB Prefunding Program**

Recommendation: (1) Approve and authorize the City Manager to execute an Agreement with Public Agency Retirement Services (PARS) for a Public Agencies Post-Employment Benefits Trust for the purpose of pre-funding Other Post-Employment Benefits (OPEB) obligations and retaining PARS as the Trust Administrator; and (2) adopt Resolution 2023-21 approving the Public Agencies Post Employment Benefits Trust administered by PARS.

PULLED CONSENT CALENDAR ITEMS

PUBLIC HEARINGS

- (8) **Adoption of a Resolution Establishing Emergency Medical Services (EMS) Program Fees for the 2023-2024 Fiscal Year and Providing for Collection Thereof on the Property Tax Roll**

Recommendation: Conduct a public hearing and adopt Resolution No. 2023-22 establishing EMS Program Fees for the 2023/2024 Fiscal Year and providing for collection thereof on the property tax roll.

BUSINESS ITEMS

- (9) **Adoption of a Resolution Authorizing the Revised ARPA Work Program, the Execution of all Necessary Program Documents, and the Necessary Budget Adjustments Related Thereto**

Recommendation: Adopt Resolution 2023-23 authorizing the revised ARPA Work Program, the execution of all necessary program documents, and the necessary budget adjustments related thereto.

- (10) **Adopt a Resolution Adopting the Budget, Appropriating Revenue and Establishing the Appropriations Limit for Fiscal Year 2023-2024; and Adopt a Resolution Approving the Salary and Wage Schedule for Employees of the City of Canyon Lake for Fiscal Year 2023-24**

Recommendation: (1) Adopt Resolution No. 2023-24 approving the budget, appropriating revenue, and establishing the appropriations limit for Fiscal Year 2023-24; and authorizing the City Manager to execute contracts per the budget and Municipal Code; and (2) adopt Resolution No. 2023-25 Approving the Salary and Wage Schedule for Employees of the City of Canyon Lake for Fiscal Year 2023-24.

- (11) **Adopt a Resolution Approving the Revised Fund Balance Policy**

Recommendation: Adopt Resolution 2023-26 approving the Revised Fund Balance Policy.

- (12) **Adopt a Resolution Approving CPI and Pass-Through Adjustments to Solid Waste Rates Consistent with Government Code Section 53756**

Recommendation: Adopt Resolution No. 2023-27 approving CPI and pass-through adjustments to CR&R's solid waste rates consistent with Government Code Section 53756.

- (13) **Approval of a Professional Services Agreement with Interwest Consulting Group for Design Services for the Railroad Canyon Road Corridor Safety Improvements Project for an amount not-to-exceed \$182,550**

Recommendation: Approve and authorize the City Manager to execute an Agreement with Interwest Consulting Group for design services for the Railroad Canyon Road Corridor Safety Improvements Project for an amount not to exceed \$182,550.

- (14) **Adopt a Resolution Authorizing a Special Event Permit Fee Waiver (excluding Special Event Permit – Minor) for Active and Exempt Nonprofit 501(c)(3) Charitable Organizations for Remainder of 2023**

Recommendation: Adopt Resolution No. 2023-28 authorizing a special event permit fee waiver (excluding Special Event Permit – Minor) for active and exempt nonprofit 501(c)(3) charitable organizations for the remainder of 2023.

CITY MANAGER COMMENTS

COMMITTEE AND COUNCIL REPORTS/COMMENTS

ANNOUNCEMENTS

The next regular City Council meeting will be held on Wednesday, July 12, 2023.

ADJOURNMENT

VISION STATEMENT

The vision of the City of Canyon Lake is to be a City that provides a quality of life that makes Canyon Lake the premier place to live in Southern California.

ATTENTION RESIDENTS:

Supporting documents, including staff reports, are available for review at City Hall in the City Clerk's Office or on the City's website at www.canyonlakeca.gov once the agenda has been publicly posted. Any written material relating to an item on this agenda submitted to the City Council after distribution of the agenda packet will be available for public inspection in the City Clerk's Office during normal business hours. In addition, such writings or documents will be made available for public review at the respective public meeting. It is the intention of the City of Canyon Lake to comply with the Americans with Disabilities Act (ADA) in all respects. If, as an attendee or participant at this meeting, you will need special assistance beyond what is normally provided, the City of Canyon Lake will attempt to accommodate you in every reasonable manner. Please contact the City Clerk's office at least 48 hours prior to the meeting to inform us of your particular needs and to determine if accommodation is feasible. Please advise us at that time if you will need accommodations to attend or participate in meetings on a regular basis.

STATE OF CALIFORNIA }
COUNTY OF RIVERSIDE } SS. AFFIDAVIT OF POSTING
CITY OF CANYON LAKE }

I, Sheryl L. Garcia, City Clerk of the City of Canyon Lake, California, do hereby declare that the foregoing agenda was posted on June 8, 2023, at least seventy-two (72) hours prior to the meeting per Government Code 54954.2, and as required by Resolution 2019-42 of the Canyon Lake City Council.

Sheryl L. Garcia, MMC, CPM
City Clerk



ITEM NO. 2

STAFF REPORT

TO: Honorable Mayor and Members of the City Council

FROM: Nicole Dailey, City Manager

BY: Elizabeth Pereda, Executive Assistant and Accounting Technician I

DATE: June 14, 2023

SUBJECT: Approve Claims and Demands of the City

Recommendation

Adopt Resolution No. 2023-17 Approving Claims and Demands of the City.

Background

All claims and demands are reported and summarized for review and approval by the City Council on a routine basis at each City Council meeting. The attached claims represent the paid claims and demands since the City Council meeting of May 10, 2023.

Fiscal Impact

All claims and demands are paid from appropriated funds or authorized resources of the City and have been recorded in accordance with the City's policies.

Attachments

1. Resolution No. 2023-17

ATTACHMENT 1

RESOLUTION NO. 2023-17

A RESOLUTION OF THE CITY COUNCIL OF THE CITY OF CANYON LAKE, CALIFORNIA, ALLOWING CERTAIN CLAIMS AND DEMANDS AS SET FORTH IN EXHIBIT A

WHEREAS, the Finance & Planning Committee of the City of Canyon Lake reviewed Exhibit A at their regularly scheduled meeting on June 14, 2023; and

WHEREAS, Exhibit A was presented at the regular meeting of the City Council on June 14, 2023, at which all present, were given an opportunity to comment.

NOW, THEREFORE, THE CITY COUNCIL OF THE CITY OF CANYON LAKE DOES HEREBY RESOLVE AS FOLLOWS:

Demands are approved as shown on the Demand\Warrant Register of June 14th, in the amount of \$648,800.87 as follows:

Payroll Earnings (Gross)	\$ 129,525.45	(For Month of May)
Payroll Processing Fees	\$ 258.20	(For Month of May)
Payroll Taxes - Employer	2,852.57	(For Month of May)
On-line Retirement	14,763.83	(For Month of May)
PARS	9,953.40	(2nd Half of April & 1st Half of May)
On-line Health	23,924.27	(For Month of May)
Principal	353.96	(For Month of June)
Aflac	682.18	(For Month of May)
Nationwide Deferred Comp.	5,366.13	(For Month of May)
Citizens Business Bank Interest	1,949.05	(For the Month of April)
General	\$ 459,171.83	
TOTAL	<u>\$ 648,800.87</u>	

PASSED, APPROVED AND ADOPTED this 14th day of June, 2023.

Jeremy Smith, Mayor

ATTEST:

Sheryl L. Garcia, MMC, CPM
City Clerk

City of Canyon Lake
Invoices Selected for Payment - COUNCIL CHECK REPORT

<u>Vendor ID</u>	<u>Invoice Description</u>	<u>Cash Required</u>
Firefighters First Credit Union	Payroll Deductions for Check Date 4/28/2023	207.72
Report Total		207.72

City of Canyon Lake
Invoices Selected for Payment - COUNCIL CHECK REPORT

Vendor ID	Invoice Description	Cash Required
ABILA	Accounting Software 5/1/2023-5/31/2023	190.46
	Accounting Software 6/1/23-6/30/23	205.70
Amazon	Fire Station Office Supplies	367.13
	Office Supplies	141.10
Atlas	Final Invoice for Preparation of Safety Element	8,114.00
Bankcard	See Credit Card Review 0066	103.96
	See Credit Card Review 0041	1,611.88
	See Credit Card Review 0058	6,106.05
	See Credit Card Review 0058	2,056.12
	See Credit Card Review 7227	283.95
	See Credit Card Review 0776	884.04
	See Credit Card Review 7235	1,188.32
Bill Blankenship	Economic Development Consulting April 2023	3,330.00
Bound Tree	Fire Station Medical Supplies	68.53
	Fire Station Medical Supplies	482.33
Casey Thompson	Planning Deposit Refund for 22424 San Joaquin Dr W	1,071.00
CFE	Gated Wye for Patrol 1	525.17
CL PEST	Monthly Pest Control for Fire Station April 2023	45.00
	Monthly Rodent Bait for Fire Station April 2023	20.00
	Bi-Monthly Pest Control for Admin	60.00
	Quarterly Pest Control for City Hall	105.00
CL PROPERTY OWNERS	Fiesta Day Sponsorship 2023	1,000.00
Colantuono, Highsmith & Whatley	Attorney Fees for adv. Richard Beck	328.50
CPS	HR Consulting Services 2/26/23 to 4/1/23	98.75
CTAI	Landscape for Fire Station April 2023	250.00
	Landscape Maintenance Fee for Medians & Parkways April 2023	4,775.00
Dain	Auto Allowance May 2023-Dain	100.00
DATA TICKET	Parking Monthly Fee March 2023	100.00
	Monthly Parking Fee February 2023	100.00
Delgado	Janitorial Services for April 2023	1,239.50
Donuhue	Reserve Sitpend for April 2023	50.00
Fire ETC	Equipment for E-201	1,874.53
Hoffman's Painting	Painting of Exterior of City Building	2,885.00
Inland Water Services	Reimbursement for Over Payment of Business License	48.00
Jake Stouffer	Reserve Stipend for April 2023	100.00
Jeremy Smith	Auto Allowance May 2023-Smith	100.00
John Hancock	EE & ER Contributions for Bi-Weekly for Check Date 4/30/2023	3,744.98
	EE & ER Contributions for Semi-Monthly Check Date 4/30/23	1,284.88

City of Canyon Lake
Invoices Selected for Payment - COUNCIL CHECK REPORT

Vendor ID	Invoice Description	Cash Required
Johnson Controls	Installation Charge for Admin	494.64
Karla Vazquez	Fire Station Open House-Face Painter	400.00
Kasey Castillo	Auto Allowance May 2023-Castillo	100.00
Koopman	Reserve Stipend for April 2023	100.00
Life-Assist	Fire Station Medical Supplies	338.81
	Medical Supplies for Fire Station	167.28
LOCC	2023 Local Streets and Roads Needs Assessment Funding	300.00
Luksch	Reserve Stipend for April 2023	50.00
Mark Terry	Auto Allowance May 2023-Terry	100.00
Mosqueda	Reserve Stipend for April 2023	100.00
MuniServices	Utility User Tax Fee-January 2023 to March 2023	2,500.00
Nate Garcia	Educational Reimbursement-Forcible Entry Class	400.00
Nicole Dailey	Reimbursement for working lunch w/Councilmembers Dain & Cast	84.76
O'Marra	Reimbursement for Educational Training	400.00
PVM	Debris & Vegetation Removal on RRCR due to accident	420.99
	Debris & Monument Removal on RRCR due to accident	1,833.35
	Street & Facilities Maintenance 4/1/23 to 4/30/23	634.35
RAMS	Accounting Services for March 2023	2,282.00
RCA	MSHCP Fees Collected for April 2023	7,894.00
RingCentral Inc.	Annual Contract 4/18/23 to 4/17/24 City Hall & Fire Station	10,068.54
riv Co Exec	SCFA Miscellaneous Admin FY 22/23	2,173.93
	Sheltering Costs for 4th Quarter April-June 2023	18,228.00
Riv Co TLMA	SLF - March 2023 Costs	2,681.40
Round Up	City Vehicle Fuel (1/1/2023 - 3/31/2023)	1,408.96
SanchezJ	Reserve Sitpend for April 2023	100.00
Sean Rivello	Reserve Stipend for April 2023	50.00
Syntech	Computer Setup for Nicole Dailey	700.00
TCS	GASB 75 Roll-Forward Valuation-1st Installment 4/24/23	720.00
The Gas Co	Gas Charges for 31520 Railroad Cyn Rd 3/30/23-4/28/23	30.24
	Gas Charges for City Hall 3/30/23-4/28/23	44.25
The Imaginators	Fire Station Open House-Balloon Twisting	450.00
Time Warner	Digital Converter for City Hall 4/22/23 to 5/21/23	5.54
Toshiba	Monthly Copier Lease for Admin & City Hall May 2023	799.32
Turnout Maintenance Company	Name Panel Tailpatch-Sasse	40.00
ULINE	Magnetic Envelopes: Vial of Life	79.89

City of Canyon Lake
Invoices Selected for Payment - COUNCIL CHECK REPORT

<u>Vendor ID</u>	<u>Invoice Description</u>	<u>Cash Required</u>
Welty	Auto Allowance May 2023-Welty	100.00
Zach Michel	Reserve Stipend for April 2023	50.00
Zachary Hill	Reserve Stipend for April 2023	100.00
Zoll	Defibrillator Battery for Fire Station	357.35
Report Total		<u>101,826.48</u>

City of Canyon Lake
Invoices Selected for Payment - COUNCIL CHECK REPORT

Vendor ID	Invoice Description	Cash Required
Amazon	Fire Station Office Supplies	78.54
	Fire Station Office Supplies	131.14
	Fire Station Office Supplies & Engine Equipment	50.28
AMP	Rent for June 2023-31526 Railroad Canyon Rd.	2,834.00
	Rent for June 2023-31526 Railroad Canyon Rd., Ste 4	430.00
ANIMAL FRIENDS	Animal Control Services Month of April 2023	3,500.00
Best Contracting	Refund for overpayment of Business License	21.00
Bound Tree	Combat Application Tourniquet for Fire Station	56.01
	Medical Supplies for Fire Station	78.92
CL PEST	Monthly Rodent Bait for Fire Station May 2023	20.00
	Monthly Pest Control for Fire Station May 2023	45.00
	Quarterly Pest Control -Storage Units	95.00
Co of Riv EMD	Quarterly Emergency Services for January 2023 - March 2023	6,250.00
Colantuono, Highsmith & Whatley	Attorney Fees for adv. Richard Beck	584.00
Control Pump	Landscape Booster Station for April 2023	375.00
Corelogic	Database for Code Enforcement April 2023	144.90
Cotter Construction Inc.	Fire Station Bathroom Remodel -Final Payment	42,500.00
	Fire Station Sewer Blockage Repairs	1,200.00
CR&R	Trash Service for Rental Bldg. May 2023	185.33
CTAI	Tree Trimming - Fire Station	1,700.00
Curtis	2nd Set of Turnouts for Full-Time FF (Jackets & Pants)	42,920.87
	Stokes Wheels for E-1 and P-1	3,869.16
	Rope Rescue Equipment for Fire Station	9,380.13
DATA TICKET	Code Enforcement Citation Processing April 2023	100.00
	Monthly EMS Response Fee April 2023	100.00
	Monthly Parking Fee April 2023	100.00
Delgado	Janitorial Services for May 2023	1,239.50
DOJ	Fingerprints for April 2023	32.00
FRIDAY FLYER	Legal Notice for Ord No. 235	25.20
GREENHALGH	Retiree Health Insurance June 2023	148.68
IGM	Access to Gravity Budget Book	3,500.00
Inland Menifee	New Employee Physical -Norma Haro	90.00
John Hancock	EE & ER Contributions for Semi-Monthly Check Date 5/15/23	1,284.88
	EE & ER Contributions for Bi-Weekly Check Date 5/12/23	3,638.66
Linde Gas & Equipment	Medical Supplies for Fire Station	347.01
LSA Associates, Inc.	Canyon Lake BLM Property Project Services through Nov 2022	1,923.75

City of Canyon Lake
Invoices Selected for Payment - COUNCIL CHECK REPORT

Vendor ID	Invoice Description	Cash Required
	Canyon Lake BLM Property Project Services through Dec 2022	7,055.63
	Canyon Lake BLM Property Project Services through Jan 2023	2,396.25
	Canyon Lake BLM Property Project Services through Feb 2023	611.25
Nate Volk	Video Broadcast Meeting 5/10/2023	350.00
Nicole Dailey	Reimbursement for working Lunch w/Councilmembers Dain &	84.76
PARS	Monthly Administrative Fee Ending March 2023	400.00
Pitney Bowes	Lease Meter March 13, 2023 - June 12, 2023	147.94
PZL, Inc.	Planning Services for April 2023	5,460.00
RAMS	Accounting Services for April 2023	3,776.00
Riv Co Sheriff Dept Lake Elsinore	Sheriff's Contract Law 12/15/22 - 1/11/23	153,015.96
	Sheriff's Contract Law Facility FY 22/23	24,554.05
SDRMA	Dental & Vision Insurance June 2023	2,277.40
Shuster	Quarter 1 2023 Advisory Fee 1/1/23-3/31/23	750.00
STAPLES	Office Supplies for Admin & City Hall	1,380.34
Syntech	Finance Printer Installation	350.00
	Microsoft Subscriptions & Programs 5/1/23 - 5/30/23	1,448.00
	Monthly IT Support 5/1/23 - 5/31/23	2,625.00
Time Warner	Internet for Fire Station 5/10/23 - 6/9/23	306.81
Toshiba	Monthly Copier Lease for Admin & City Hall June 2023	799.32
	Monthly Copier Lease for Fire Station June 2023	120.83
Toshiba Business Solutions, USA	Admin B/W & Color Copies 4/26/2023 - 5/25/2023	198.07
	Fire Station B/W & Color Copies for 4/25/2023 - 5/24/2023	188.37
	Fire Station B/W & Color Copies for 3/25/2023 - 4/24/2023	57.83
	Admin B/W & Color Copies for 3/23/2023 - 4/25/2023	224.41
TRI LAKE	CL-001 General Engineering Services 4/1/23 - 4/30/23	9,573.75
Underline	Refund for Duplicate Payment on Permit Revision Fee	158.00
US Bank	See Credit Card Review	1,935.92
Willdan	Water Quality Services thru 4/28/2023	3,363.75
Report Total		352,588.60

City of Canyon Lake
 Check/Voucher Register - Checks Prior Month
 From 5/1/2023 Through 5/31/2023

Check Number	Vendor Name	Effective Date	Check Amount
EFT 730	SOUTHERN CALIFORNIA EDISON	5/2/2023	729.92
EFT 731	SOUTHERN CALIFORNIA EDISON	5/2/2023	267.00
EFT 732	SOUTHERN CALIFORNIA EDISON	5/2/2023	561.34
EFT 733	SOUTHERN CALIFORNIA EDISON	5/2/2023	10.82
EFT 734	SOUTHERN CALIFORNIA EDISON	5/2/2023	742.51
EFT 735	SOUTHERN CALIFORNIA EDISON	5/2/2023	40.09
EFT 736	SOUTHERN CALIFORNIA EDISON	5/2/2023	107.12
EFT 737	SOUTHERN CALIFORNIA EDISON	5/2/2023	184.32
EFT 738	SOUTHERN CALIFORNIA EDISON	5/11/2023	404.63
EFT 739	Sparkletts	5/11/2023	196.35
EFT 740	SOUTHERN CALIFORNIA EDISON	5/16/2023	200.74
EFT 741	ELSINORE VALLEY MUNI WATER DIS	5/16/2023	579.35
EFT 742	ELSINORE VALLEY MUNI WATER DIS	5/16/2023	206.63
EFT 743	ELSINORE VALLEY MUNI WATER DIS	5/16/2023	69.13
EFT 744	ELSINORE VALLEY MUNI WATER DIS	5/16/2023	84.95
EFT 745	ELSINORE VALLEY MUNI WATER DIS	5/16/2023	164.13
Report Total			<u>4,549.03</u>

Credit Card Review

California Bank & Trust Statement dated 4/28/23

<u>ITEM #</u>	<u>CREDITOR</u>	<u>DESCRIPTION</u>	<u>AMOUNT</u>	<u>ACCOUNT</u>
1	Tommy's Express	Monthly car wash subscription April 2023	\$ 8.00	10-310-6415
2	Tommy's Express	Monthly car wash subscription April 2023	\$ 43.98	10-520-6415
3	Tommy's Express	Monthly car wash subscription April 2023	\$ 21.99	10-360-6415
4	Tommy's Express	Monthly car wash subscription April 2023	\$ 21.99	10-310-6415
5	Tommy's Express	Monthly car wash subscription April 2023	\$ 8.00	10-310-6415
			<u>\$ 103.96</u>	

Account Breakdown

City Manager Vehicle Maintenance	10-310-6415	\$ 37.99
Building & Safety Vehicle Maintenance	10-360-6415	\$ 21.99
Vehicle Maintenance	10-520-6415	\$ 43.98
		<u>\$ 103.96</u>

Check Figure \$ -

*Copies for City Council
as directed by
the Finance Committee*

California Bank & Trust Statement dated 4/28/23

<u>ITEM #</u>	<u>CREDITOR</u>	<u>DESCRIPTION</u>	<u>AMOUNT</u>	<u>ACCOUNT</u>
1	On Demand-CLVR	Map Printing	\$ 134.69	10-421-6210
2	In n Out Burger	City Manager Lunch A -Shift	\$ 49.92	10-421-6220
3	Canva	Open House: Postcards/Flyers	\$ 80.00	10-100-6830
4	Apple.com	Monthly icloud Storage	\$ 2.99	10-421-6310
5	Vincent Communications	Radio Earpieces	\$ 195.94	10-421-6220
6	Costume Online	Sparky Costume	\$ 398.05	10-100-6830
7	Foreign Tran Fee	Foreign Transaction Fee	\$ 11.94	10-100-6830
8	Michelin North America	New Tires on Engine 1	\$ 3,915.90	10-421-6410
9	PrintGlobe	Sunglass Holder	\$ 955.53	10-100-6830
10	Lowes	Washer/Dryer & supplies	\$ 2,056.12	27-400-7001
11	Costco	Office Supplies	\$ 161.09	10-421-6210
12	SeniorSafety.com/Vial of Life	1000 Vial of Life Decals	\$ 200.00	10-310-6855
			\$ 8,162.17	

Account Breakdown

Promotion and Advertising	10-100-6830	\$ 1,445.52
City Manager Contingency	10-310-6855	\$ 200.00
Fire Department Fleet & Equipment Maintenance	10-421-6410	\$ 3,915.90
Fire Department Office Expense & Supplies	10-421-6210	\$ 295.78
Fire Department Departmental Expense	10-421-6220	\$ 245.86
Fire Department Communications	10-421-6310	\$ 2.99
Fire Station Upgrades	27-400-7001	\$ 2,056.12
		\$ 8,162.17

Check Figure \$

*Copies for City Council
as directed by
the Finance Committee*

California Bank & Trust Statement dated 4/28/23

ITEM #	CREDITOR	DESCRIPTION	AMOUNT	ACCOUNT
1	Clive Garden	Lunch Meeting	\$ 49.62	10-310-6510
2	Amazon	Prime Membership Fee	\$ 16.15	10-310-6210
3	Verizon Wireless	CL Fire Dept M2M Devices	\$ 28.04	10-421-6310
4	CACEO	Membership Fee	\$ 100.00	10-520-6520
5	CLPOA-Country Club	Roundtable Meeting	\$ 137.38	10-310-6510
6	Viking Shred	Citywide Cleanup Event	\$ 600.00	10-310-6210
7	Verizon Wireless	Loads & Sim Card Devices	\$ 160.24	A
8	Verizon Wireless	Cell Phones -City Hall & Fire Dept	\$ 365.43	A
9	CACEO	Webinar	\$ 112.00	10-520-6710
10	Carl Train Value	Code Enforcement Boxes	\$ 30.43	10-520-6210
11	O'Reilly Auto Parts	Vehicle Supplies	\$ 12.59	10-520-6425
			\$ 1,611.88	

23,91 10-360-6310 \$ 54.96 10-421-6310 \$ 47.84 10-520-6310 \$33.52 10-550-6320
 \$51.36 10-360-6310 \$ 159.99 10-421-6310 \$ 154.08 10-520-6310

Account Breakdown

City Manager Office Expense	10-310-6210	\$ 616.15
Conference/Meeting/Travel Expense	10-310-6510	\$ 187.00
Building Dept Communications	10-360-6310	\$ 75.28
Fire Department Communications	10-421-6310	\$ 242.99
Code Enforcement Supplies	10-520-6210	\$ 30.43
Code Enforcement Communications	10-520-6310	\$ 201.92
Vehicle Maintenance	10-520-6425	\$ 12.59
Code Enforcement Membership Dues	10-520-6520	\$ 100.00
Code Enforcement Training	10-520-6710	\$ 112.00
Building & Facilities Utilities	10-550-6320	\$ 33.52
		\$ 1,611.88

Check Figure \$

Copies for City Council
 as directed by
 the Finance Committee

California Bank & Trust Statement dated 4/28/23

<u>ITEM #</u>	<u>CREDITOR</u>	<u>DESCRIPTION</u>	<u>AMOUNT</u>	<u>ACCOUNT</u>
1	Stater Brothers	Office Supplies	\$ 22.58	10-310-6210
2	Olive Garden	Closed Session Meal	\$ 178.60	10-100-6225
3	Domino's	Working Budget Lunch for Staff	\$ 47.77	10-310-6510
4	Perris Valley Chamber	Registration for Mayor Smith	\$ 35.00	10-100-6510
			\$ 283.95	

Account Breakdown

City Council Meeting Expense	10-100-6225	\$ 178.60
Council Meeting/Travel Expense	10-100-6510	\$ 35.00
City Manager Office Expense	10-310-6210	\$ 22.58
Conference/Meeting/Travel Expense	10-310-6510	\$ 47.77
		\$ 283.95

Check Figure \$ -

*Copies for City Council
as directed by
the Finance Committee*

California Bank & Trust Statement dated 4/28/23

<u>ITEM #</u>	<u>CREDITOR</u>	<u>DESCRIPTION</u>	<u>AMOUNT</u>	<u>ACCOUNT</u>
1	Lowes	Supplies for Open House	\$ 597.95	10-100-6830
2	Lowes	Supplies for Open House	\$ 58.12	10-100-6830
3	Mi Pueblo Authentic	City Manager Lunch B-Shift	\$ 50.46	10-421-6220
4	Mi Pueblo Authentic	City Manager Lunch B-Shift	\$ 12.51	10-421-6220
5	Tommys Express	Car Wash B-1	\$ 15.00	10-421-6410
6	EB CSFA Training	Grant Writing Class	\$ 150.00	10-421-6710
			\$ 884.04	

Account Breakdown

Promotion and Advertising	10-100-6830	\$ 656.07
Fire Department Departmental Expense	10-421-6220	\$ 62.97
Fire Department Fleet & Equipment Maintenance	10-421-6410	\$ 15.00
Fire Department Training & Education	10-421-6710	\$ 150.00
		\$ 884.04

Check Figure \$

*Copies for City Council
as directed by
the Finance Committee*

California Bank & Trust Statement dated 4/28/23

<u>ITEM #</u>	<u>CREDITOR</u>	<u>DESCRIPTION</u>	<u>AMOUNT</u>	<u>ACCOUNT</u>
1	Amazon	Office Supplies	\$ 28.54	10-320-6220
2	Amazon	Office Supplies	\$ 32.30	10-320-6220
3	Amazon	Office Supplies	\$ 44.99	10-320-6220
4	Paradise Awards	Ceramic Tile Wood Plaque	\$ 141.87	10-100-6220
5	Awthentik Design	Military Banners	\$ 413.25	10-320-6520
6	Amazon	Office Supplies	\$ 44.57	10-320-6220
7	Majestic Document	Certificate Holders	\$ 378.99	10-100-6225
8	Amazon	Office Supplies	\$ 93.15	10-320-6220
9	Amazon	Office Supplies	\$ 10.66	10-320-6220
			\$ 1,188.32	

Account Breakdown

City Council Dept. Expense	10-100-6220	\$ 141.87
City Council Meeting Expense	10-100-6225	\$ 378.99
City Clerk Departmental Expense	10-320-6220	\$ 254.21
City Clerk Dues	10-320-6520	\$ 413.25
		\$ 1,188.32

Check Figure \$ -

*Copies for City Council
as directed by
the Finance Committee*

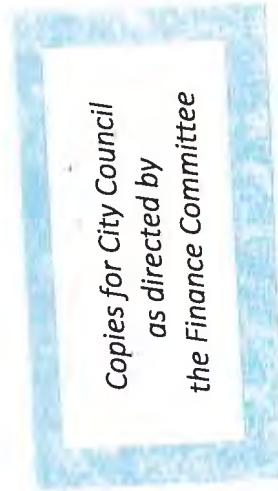
US BANK Statement dated 5/6/2023

ITEM #	CREDITOR	DESCRIPTION	AMOUNT	ACCOUNT
1	Downs Energy	Fuel for Fire 1 & 2	\$ 110.26	10-421-6425
2	Adobe	Photography Plan (20GB)	\$ 9.99	10-310-6220
3	Arlo Technologies	City Hall Security Cameras	\$ 32.99	10-550-6610
4	Downs Energy	Fuel for Fire 1 & 2	\$ 674.74	10-421-6425
5	Arlo Technologies	Admin Office Security Cameras	\$ 15.99	10-550-6610
6	Adobe	Acrobat Subscriptions	\$ 191.92	A
7	Downs Energy	Fuel for Fire 1 & 2	\$ 597.84	10-421-6425
8	Frontier Comm	Internet for City Hall & Admin Office	\$ 700.71	10-550-6320
9	DropBox	Media Dropbox Plus	\$ 119.88	10-310-6220
			\$ 1,935.92	

Account Breakdown

City Manager Dept. Expense	10-310-6220	\$ 153.86
City Clerk Departmental Expense	10-320-6220	\$47.98
Building Dept Expense	10-360-6220	\$23.99
Finance Office Expense and Supplies	10-330-6210	\$23.99
Fire Department Fuel & Lubricants	10-421-6425	\$ 1,382.44
Fire Department Expense	10-421-6220	\$71.97
Building & Facilities Utilities	10-550-6320	\$ 200.71
Building & Facilities Professional/Specialized Services	10-550-6610	\$ 119.88
		\$ 1,935.92

Check Figure \$ -



**MINUTES
REGULAR MEETING OF THE
CANYON LAKE CITY COUNCIL
Wednesday, May 10, 2023**

**Closed Session – 5:00 p.m.
City Hall Administration Building
31526 Railroad Canyon Road, Suite 5
Canyon Lake, CA 92587**

CALL TO ORDER

Mayor Smith called the meeting to order at 5:01 p.m.

ROLL CALL

Present: Council Member Castillo, Council Member Dain, Council Member Terry,
Mayor Pro Tem Welty and Mayor Smith.

Absent: None.

PUBLIC COMMENTS

There were no public comments.

Council Member Castillo stated for the record that she was participating via Zoom due to traffic.

CLOSED SESSION

- A. CONFERENCE WITH REAL PROPERTY NEGOTIATORS - Pursuant to Section 54956.8
Property: 28730 Vacation Drive, Canyon Lake, CA
Agency Negotiator: City Manager
Negotiating Parties: Canyon Lake Property Owner's Association
Under Negotiation: Price and Terms of Payment
- B. CONFERENCE WITH LABOR NEGOTIATORS - Pursuant to Government Code Section 54957.6
Agency Designated Representatives: City Manager
Unrepresented Employees: Canyon Lake Fire Department Employees
- C. CONFERENCE WITH LEGAL COUNSEL – ANTICIPATED LITIGATION - Pursuant to Government Code Section 54956.9(d)(2)
Significant Exposure to Litigation, One Case (Claim of John Zaitz)

The City Council entered Closed Session at 5:02 p.m.

**Open Session – 6:30 p.m.
City Hall Council Chamber
31516 Railroad Canyon Road
Canyon Lake, CA 92587**

CALL OPEN SESSION TO ORDER

Mayor Smith called the meeting to order at 6:30 p.m.

Mayor Smith called for a moment of silence in honor of the men and women who gave the ultimate sacrifice.

INVOCATION

The Invocation was led by Mayor Smith.

FLAG SALUTE

The Flag Salute was led by Council Member Terry.

ROLL CALL

Present: Council Member Castillo, Council Member Dain, Council Member Terry, Mayor Pro Tem Welty and Mayor Smith.

Absent: None.

CLOSED SESSION REPORT

City Attorney Graham stated as to Item A, real property negotiations for the fire station, the City sent the POA a draft agreement in February and received extensive legal comments back in April. He noted the City was reviewing the comments and anticipated a response within the week. He further noted the rumor that the City is delaying their response to the POA is untrue and the City is reviewing very extensive comments and moving forward diligently.

APPROVAL OF THE CITY COUNCIL AGENDA

Motion and second by Mayor Pro Tem Welty/Council Member Castillo to approve the agenda.

Motion carried 5-0, with Council Member Castillo, Council Member Dain, Council Member Terry, Mayor Pro Tem Welty, and Mayor Smith voting aye.

CEREMONIAL MATTERS

Mayor Smith recognized Aprile McKinnon as Citizen of the Month for April.

Council Member Dain recognized David Menendez as Student of the Month for April 2023.

Council Member Dain recognized Faith McCloskey and Harrison Rowe as Students of the Year.

COMMUNITY REPORTS

Mayor Smith provided the Elsinore Valley Municipal Water District update on behalf of Darcy Burke.

Mayor Smith provided the Canyon Lake Property Owners Association update on behalf of Bill Van Vleet.

President John Grande provided an update on behalf of the Chamber of Commerce.

PUBLIC SAFETY UPDATE

Lieutenant Edwards provided an update on public safety statistics.

Administrative Services Director Borja provided an update on code enforcement statistics.

Chief Jeff LaTendresse provided an update on fire statistics.

PUBLIC COMMENT

Melanie Shatzer thanked the City Council for their support at the recent Crystal Apple Event.

Jennette Vanderpool thanked the City Council for recognizing the Canyon Lake students earlier in the evening and stated she was proud of the new LEUSD ad hoc committee and excited to see what can be done for the kids in the community and surrounding areas.

CONSENT CALENDAR

Mayor Smith pulled Consent Calendar Items 5 and 6 for further discussion.

Motion and second by Council Member Castillo/Council Member Dain to approve Consent Calendar Items 1-4.

Motion carried 5-0, with Council Member Castillo, Council Member Dain, Council Member Terry, Mayor Pro Tem Welty, and Mayor Smith voting aye.

(1) Waive Full Reading, Read all Ordinances by Title Only.

(2) Approve Claims and Demands of the City.

Action taken: The City Council adopted Resolution No. 2023-16 Approving Claims and Demands of the City.

(3) Approval of City Council Minutes.

Action taken: The City Council approved the Minutes of the City Council meeting of April 12, 2023.

(4) Second Reading and Adoption of an Ordinance Amending the Canyon Lake Municipal Code, Title 9: Planning and Zoning, Section 9.30.202 Mixed Use Zone, Uses Permitted.

Action taken: The City Council adopted Ordinance No. 235 Amending the Canyon Lake Municipal Code, Title 9: Planning and Zoning, Section 9.30.202 Mixed Use Zone, Uses Permitted.

PULLED CONSENT CALENDAR ITEMS

(5) Approve an Agreement with IGM Technology for a Cloud-Based Budgeting Software Platform in the Amount of \$102,564.

Pulled by Mayor Smith for further discussion.

Finance Director Shea provided a presentation.

Motion and second by Mayor Pro Tem Welty/Council Member Terry to approve and authorize the City Manager to execute an Agreement for cloud-based budgeting software platform with IGM Technology for a term of five years in an amount of \$102,564.

Motion carried 5-0, with Council Member Castillo, Council Member Dain, Council Member Terry, Mayor Pro Tem Welty, and Mayor Smith voting aye.

(6) Award of Agreement to Color New Co for the Railroad Canyon Road Painting Improvements Project in the Amount of \$340,000.

Pulled by Mayor Smith for further discussion.

Administrative Services Director Borja provided a presentation.

Motion and second by Council Member Castillo/Council Member Terry to approve and authorize the City Manager to execute an Agreement with Color New Co for \$340,000 plus up to 10% for contract/construction management and up to 8% contingency for the Railroad Canyon Road Painting Improvements Project.

Motion carried 5-0, with Council Member Castillo, Council Member Dain, Council Member Terry, Mayor Pro Tem Welty, and Mayor Smith voting aye.

PUBLIC HEARINGS

None.

BUSINESS ITEMS

(7) Presentation and Discussion of the Draft FY2023-24 Budget.

City Manager Dailey and Finance Director Shea provided a presentation on the draft Fiscal Year 2023-24 budget.

City Manager Dailey spoke about the vision of the City and City Council's goals for the calendar year. Discussion ensued regarding department goals, American Rescue Plan Funds, general fund balance projections, the importance of a 5-year capital improvement plan and setting priorities for Staff.

Mayor Smith discussed the potential for a 2-year budget and requested that discussion be added in the future.

Council Member Dain requested considering the addition of money for the future Cal State San Marcos campus.

Council Member Terry asked about increasing the City's reserves and noted the importance of projecting for 5 years.

Council Member Castillo requested having a cushion so the City can subsidize some of the licensing and special event permits and encouraged being fiscally conservative.

Mayor Smith stated the City should not have any vacancies in the buildings that it owns and talked about the need to pay for the fire station. He thanked City Manager Dailey for not spending money the City does not have and expressed his desire to make grants a priority.

Action taken: Staff were directed to bring back the draft budget for adoption at the June City Council meeting.

CITY MANAGER COMMENTS

City Manager Dailey announced the City is updating its Local Hazard Mitigation Plan which is available on the website and shows hazards in and around the community.

COMMITTEE AND COUNCIL REPORTS/COMMENTS

Council Member Terry thanked the Chamber of Commerce for showing local business how much the City supports them. He announced that on June 21, 2023, there will be a panel to assist businesses on how to increase engagement with the community through social media.

Council Member Castillo thanked everyone who participated in the National Day of Prayer. She spoke about her excitement for the fire station open house, requested residents register to place Memorial Day flags, congratulated the City for keeping its budget in line with Council goals and provided a little league update.

Mayor Pro Tem Welty thanked the quilting group for presenting his stepson, who serves in the Navy, with a quilt. He spoke about his attendance at an event held at Mt. San Jacinto College and noted he was impressed with their programs. He noted he also attended the Vector Control meeting where the budget was discussed and the LESJWA meeting.

Council Member Dain spoke about the opportunity to say the Pledge of Allegiance several times in the past week and how proud she was to have that opportunity. She spoke about Animal Friends of the Valley providing half-off microchipping, noted that she enjoyed attending the Student of the Year ceremony and requested that the community sign up to place Memorial Day flags.

Mayor Smith provided a real estate update. He stated he attended the SCAG conference with Mayor Pro Tem Welty and noted it was a great opportunity to network with other cities. He spoke about students attending RTA meetings and about the lack of routes to school. He thanked everyone who participated in the National Day of Prayer.

ANNOUNCEMENTS

Mayor Smith announced that the next regular City Council meeting would be held on Wednesday, June 14, 2023.

ADJOURNMENT

At 8:43 p.m., Mayor Smith adjourned the meeting in honor of Hemet City Council Member Karlee Meyer and Riverside County Sheriff's Deputy Andrew Davidson.

Respectfully submitted,

Sheryl L. Garcia, MMC, CPM
City Clerk



STAFF REPORT

TO: Honorable Mayor and Members of the City Council

FROM: Nicole Dailey, City Manager

BY: Mike Borja, Administrative Services Director

DATE: June 14, 2023

SUBJECT: Adopt a Resolution Approving the List of Projects for Fiscal Year 2023-2024 Funded by SB 1: Road Repair and Accountability Act of 2017

Recommendation

Adopt Resolution No. 2023-18 approving the Fiscal Year 2023-2024 project list for Senate Bill 1 (Road Repair and Accountability Act of 2017) Road Maintenance and Rehabilitation Account (RMRA) funding.

Background

On April 28, 2017, the Governor signed Senate Bill 1 (SB 1), Road Repair and Accountability Act of 2017, to address transportation funding shortfalls statewide. SB 1 established a Road Maintenance and Rehabilitation Account (RMRA) in the State Transportation Fund.

Prior to receiving an apportionment of RMRA funds from the California State Controller in a fiscal year, the City must submit to the California Transportation Commission (Commission) an adopted project list proposed to utilize RMRA funds. Per Streets and Highways Code Section 2034(a)(1), all projects proposed to receive RMRA funding must be adopted by resolution by the City Council each fiscal year.

Discussion

With the help of the City's Engineering consulting firm Interwest, City staff reviewed several projects that fit the criteria for RMRA funding for Fiscal Year 2023-2024. After careful review, City staff recommends that the funding be applied toward two projects:

- **Railroad Canyon Road Safety HSIP Corridor Project** – additional expenses associated with this project including improving roadway lighting, installing median protective barriers, chevron signs to warn change in direction in the roadway, warning devices for pedestrian crossing, protected left-turns, and new crosswalks.

- **Active Transportation Plan** - intended to encourage the use of active modes of transportation within the City limits to improve safety and mobility for non-motorized users.

Staff will submit to the California Transportation Commission the proposed projects and adopted resolutions once approved.

Fiscal Impact

In Fiscal Year 2023-2024, the City of Canyon Lake is estimated to receive \$273,628 from the RMRA funding. The following table specifies the anticipated projects receiving RMRA funding:

Project Title	Project Description	Project Location	Estimated Schedule		Est. Useful Life	
			Start (MM/YY)	Completion (MM/YY)	Min	Max
Railroad Canyon Road Safety Corridor Project HSIP Improvements	Improve roadway lighting, median barriers, chevron signs, warning devices, pedestrian crossing along the roadway by installing protected left-turn and new crosswalks	Along Railroad Canyon Road from 0.1 miles south of Skylink Drive to approximately 0.3 miles west of Goetz Road.	08-23	07-24	15	20
Active Transportation Plan	A plan to encourage the use of active modes of transportation within the City limits to improve safety and mobility for non-motorized users	Along Railroad Canyon Road from 0.1 miles south of Skylink Drive to approximately 0.3 miles west of Goetz Road.	10-23	10-24	3	5

Attachments

1. Resolution No. 2023-18
2. Local Streets and Roads Summary - Projected Revenues

ATTACHMENT 1

RESOLUTION NO. 2023-18

A RESOLUTION OF THE CITY COUNCIL OF THE CITY OF CANYON LAKE, CALIFORNIA, ADOPTING A LIST OF PROJECTS FOR FISCAL YEAR 2023-2024 FUNDED BY SB 1: THE ROAD REPAIR AND ACCOUNTABILITY ACT OF 2017

WHEREAS, Senate Bill 1 (SB 1), the Road Repair and Accountability Act of 2017 (Chapter 5, Statutes of 2017) was passed by the Legislature and Signed into law by the Governor in April 2017 to address the significant multi-modal transportation funding shortfalls statewide; and

WHEREAS, SB 1 includes accountability and transparency provisions that will ensure the residents of the City of Canyon Lake are aware of the projects proposed for funding in our community and which projects have been completed each fiscal year; and

WHEREAS, the City of Canyon Lake must adopt by resolution a list of projects proposed to receive fiscal year funding from the Road Maintenance and Rehabilitation Account (RMRA), created by SB 1, which must include a description and the location of each proposed project, a proposed schedule for the project's completion, and the estimated useful life of the improvement; and

WHEREAS, the City of Canyon Lake, will receive an estimated \$273,628 in RMRA funding in Fiscal Year 2023-24 from SB 1; and

WHEREAS, this is the seventh year in which the City of Canyon Lake is receiving SB 1 funding and will enable the City of Canyon Lake to continue essential road maintenance and rehabilitation projects, safety improvements, repairing and replacing barrier walls, and increasing access and mobility options for the traveling public that would not have otherwise been possible without SB 1; and

WHEREAS, the City of Canyon Lake has undergone a robust public process to ensure public input into our community's transportation priorities/the project list; and

WHEREAS, the City of Canyon Lake used a Pavement Management System to develop the SB 1 project list to ensure revenues are being used on the most high-priority and cost-effective projects that also meet the communities' priorities for transportation investment; and

WHEREAS, the funding from SB 1 will help the City of Canyon Lake maintain and rehabilitate roadways, and implement the city's Local Road Safety Plan (LRSP) and add safety features and infrastructure throughout the City of Canyon Lake this year and similar projects into the future; and

WHEREAS, the 2020 California Statewide Local Streets and Roads Needs Assessment found that the City streets and roads are in a "good" condition and this revenue will help us increase the overall quality of our road system and over the next decade will bring our streets and roads into an "excellent" condition; and

WHEREAS, the SB 1 project list and overall investment in our local streets and roads infrastructure with a focus on basic maintenance and safety, investing in complete streets

infrastructure, and using cutting-edge technology, materials, and practices, will have significant positive co-benefits citywide.

NOW THEREFORE, THE CITY COUNCIL OF THE CITY OF CANYON LAKE DOES HEREBY RESOLVE AS FOLLOWS:

Section 1. The foregoing recitals are true and correct.

Section 2. The following list of newly proposed projects will be funded in-part or solely with Fiscal Year 2023-24 Road Maintenance and Rehabilitation Account revenues:

Project Title	Project Description	Project Location	Estimated Schedule		Est. Useful Life	
			Start (MM/YY)	Completion (MM/YY)	Min	Max
Railroad Canyon Road Safety Corridor Project HSIP Improvements	Improve roadway lighting, median barriers, chevron signs, warning devices, pedestrian crossing along the roadway by installing protected left-turn and new crosswalks	Along Railroad Canyon Road from 0.1 miles south of Skylink Drive to approximately 0.3 miles west of Goetz Road.	08-23	07-24	15	20
Active Transportation Plan	A plan to encourage the use of active modes of transportation within the City limits to improve safety and mobility for non-motorized users	Along Railroad Canyon Road from 0.1 miles south of Skylink Drive to approximately 0.3 miles west of Goetz Road.	10-23	10-24	3	5

PASSED, APPROVED, AND ADOPTED on this 14th day of June, 2023.

Jeremy Smith, Mayor

ATTEST:

Sheryl L. Garcia, MMC, CPM
City Clerk

ATTACHMENT 2

Local Streets and Roads - Projected Revenues

Estimated January 2023

	2022-23			2023-24		
	Hwy Users Tax Account	Road Mntnc Rehab Acct	TOTAL	Hwy Users Tax Account	Road Mntnc Rehab Acct	TOTAL
ALAMEDA COUNTY						
ALAMEDA	1,995,388	1,709,359	3,704,746	2,215,815	1,948,326	4,164,141
ALBANY	572,916	486,250	1,059,167	635,620	554,228	1,189,848
BERKELEY	3,206,284	2,750,958	5,957,242	3,561,029	3,135,540	6,696,569
DUBLIN	1,879,545	1,609,506	3,489,051	2,087,096	1,834,514	3,921,610
EMERYVILLE	327,072	275,202	602,274	362,560	313,675	676,235
FREMONT	5,799,961	4,986,625	10,786,586	6,443,002	5,683,751	12,126,754
HAYWARD	4,140,372	3,556,112	7,696,484	4,598,944	4,053,254	8,652,198
LIVERMORE	2,218,795	1,901,928	4,120,723	2,464,055	2,167,817	4,631,871
NEWARK	1,203,798	1,028,326	2,232,124	1,336,404	1,172,085	2,508,489
OAKLAND	10,913,265	9,394,131	20,307,396	12,124,669	10,707,423	22,832,092
PIEDMONT	291,091	244,188	535,279	322,580	278,325	600,905
PLEASANTON	2,018,687	1,729,442	3,748,129	2,241,704	1,971,217	4,212,921
SAN LEANDRO	2,298,254	1,970,420	4,268,674	2,552,346	2,245,883	4,798,229
UNION CITY	1,774,522	1,518,979	3,293,501	1,970,399	1,731,331	3,701,730
County of Alameda	28,996,097	21,285,261	50,281,358	32,157,839	24,260,924	56,418,763
Total Cities & County: Alameda	67,636,048	54,446,687	122,082,734	75,074,062	62,058,292	137,132,354
ALPINE COUNTY						
County of Alpine	611,979	413,179	1,025,158	672,979	470,941	1,143,920
AMADOR COUNTY						
AMADOR	10,990	4,338	15,328	11,565	4,944	16,509
IONE	237,459	192,765	430,224	262,999	219,713	482,713
JACKSON	137,401	109,981	247,382	151,973	125,356	277,329
PLYMOUTH	33,542	23,185	56,727	36,614	26,426	63,040
SUTTER CREEK	74,390	57,322	131,712	81,985	65,336	147,321
County of Amador	2,272,385	2,073,866	4,346,251	2,526,564	2,363,791	4,890,355
Total Cities & County: Amador	2,766,168	2,461,457	5,227,625	3,071,701	2,805,566	5,877,267
BUTTE COUNTY						
BIGGS	56,122	42,574	98,696	61,708	48,526	110,233
CHICO	2,652,469	2,231,546	4,884,015	2,945,231	2,543,515	5,488,746
GRIDLEY	194,579	158,866	353,445	215,421	181,076	396,496
OROVILLE	519,737	432,268	952,006	576,448	492,699	1,069,147
PARADISE	240,736	167,108	407,844	262,659	190,469	453,129
County of Butte	7,420,920	6,947,739	14,368,659	8,238,748	7,919,028	16,157,776
Total Cities & County: Butte	11,084,563	9,980,102	21,064,665	12,300,214	11,375,313	23,675,527

Local Streets and Roads - Projected Revenues

Estimated January 2023

	2022-23			2023-24		
	Hwy Users Tax Account	Road Mntnc Rehab Acct	TOTAL	Hwy Users Tax Account	Road Mntnc Rehab Acct	TOTAL
CALAVERAS COUNTY						
ANGELS CAMP	109,468	79,184	188,651	120,755	90,254	211,008
County of Calaveras	3,390,647	3,134,561	6,525,208	3,744,661	3,572,770	7,317,431
Total City & County: Calaveras	3,500,115	3,213,745	6,713,859	3,865,416	3,663,024	7,528,439
COLUSA COUNTY						
COLUSA	160,210	138,436	298,646	177,460	157,789	335,249
WILLIAMS	140,502	120,652	261,154	155,536	137,519	293,055
County of Colusa	2,335,054	2,455,991	4,791,045	2,557,204	2,799,337	5,356,541
Total Cities & County: Colusa	2,635,766	2,715,079	5,350,845	2,890,200	3,094,645	5,984,845
CONTRA COSTA COUNTY						
ANTIOCH	2,947,416	2,501,240	5,448,655	3,273,434	2,850,911	6,124,345
BRENTWOOD	1,648,433	1,395,465	3,043,898	1,830,322	1,590,550	3,420,872
CLAYTON	289,143	239,959	529,102	320,420	273,505	593,925
CONCORD	3,207,602	2,723,154	5,930,756	3,562,545	3,103,848	6,666,394
DANVILLE	1,121,119	946,995	2,068,114	1,244,553	1,079,384	2,323,937
EL CERRITO	669,446	562,615	1,232,061	742,779	641,268	1,384,046
HERCULES	674,260	565,868	1,240,128	748,017	644,976	1,392,993
LAFAYETTE	657,274	551,380	1,208,654	729,142	628,463	1,357,605
MARTINEZ	965,317	814,111	1,779,429	1,071,431	927,924	1,999,354
MORAGA	448,005	374,599	822,604	496,831	426,968	923,799
OAKLEY	1,143,216	965,842	2,109,059	1,269,107	1,100,866	2,369,973
ORINDA	505,168	423,354	928,523	560,349	482,539	1,042,888
PINOLE	490,267	410,645	900,912	543,792	468,053	1,011,845
PITTSBURG	1,951,035	1,653,555	3,604,590	2,166,564	1,884,720	4,051,284
PLEASANT HILL	888,344	748,461	1,636,806	985,901	853,095	1,838,996
RICHMOND	2,961,834	2,513,537	5,475,371	3,289,455	2,864,927	6,154,382
SAN PABLO	829,706	698,448	1,528,154	920,743	796,091	1,716,834
SAN RAMON	2,163,441	1,834,717	3,998,157	2,402,583	2,091,209	4,493,791
WALNUT CREEK	1,800,014	1,524,748	3,324,762	1,998,754	1,737,907	3,736,661
County of Contra Costa	24,634,461	17,984,631	42,619,092	27,310,414	20,498,869	47,809,283
Total Cities & County: Contra Costa	49,995,501	39,433,323	89,428,824	55,467,134	44,946,072	100,413,206

Local Streets and Roads - Projected Revenues

Estimated January 2023

	2022-23			2023-24		
	Hwy Users Tax Account	Road Mntnc Rehab Acct	TOTAL	Hwy Users Tax Account	Road Mntnc Rehab Acct	TOTAL
DEL NORTE COUNTY						
CRESCENT CITY	174,368	146,352	320,721	193,085	166,812	359,897
County of Del Norte	1,278,930	1,273,431	2,552,361	1,420,962	1,451,456	2,872,418
Total City & County: Del Norte	1,453,298	1,419,783	2,873,082	1,614,047	1,618,268	3,232,315
EL DORADO COUNTY						
PLACERVILLE	304,450	234,472	538,922	336,951	267,250	604,202
SOUTH LAKE TAHOE	1,642,882	464,671	2,107,553	1,707,293	529,631	2,236,924
County of El Dorado	9,077,186	6,624,825	15,702,011	9,760,994	7,550,970	17,311,964
Total Cities & County: El Dorado	11,024,518	7,323,967	18,348,486	11,805,238	8,347,852	20,153,089
FRESNO COUNTY						
CLOVIS	3,088,609	2,682,076	5,770,685	3,431,879	3,057,028	6,488,907
COALINGA	457,872	391,841	849,714	508,023	446,621	954,643
FIREBAUGH	216,559	183,027	399,586	239,984	208,614	448,598
FOWLER	179,847	150,994	330,841	199,172	172,102	371,274
FRESNO	13,537,978	11,791,028	25,329,006	15,047,072	13,439,405	28,486,476
HURON	160,161	133,816	293,978	177,288	152,524	329,812
KERMAN	422,378	360,871	783,249	468,565	411,320	879,885
KINGSBURG	318,648	271,233	589,881	353,363	309,151	662,514
MENDOTA	320,662	272,990	593,652	355,601	311,154	666,754
ORANGE COVE	245,864	208,597	454,462	272,562	237,759	510,321
PARLIER	370,926	315,976	686,902	411,367	360,149	771,516
REEDLEY	631,751	541,816	1,173,567	701,096	617,561	1,318,657
SANGER	671,396	576,408	1,247,805	745,169	656,990	1,402,159
SAN JOAQUIN	97,742	80,225	177,967	108,010	91,440	199,450
SELMA	624,164	536,068	1,160,232	692,774	611,010	1,303,784
County of Fresno	26,172,202	23,307,378	49,479,580	29,056,485	26,565,732	55,622,217
Total Cities & County: Fresno	47,516,761	41,804,344	89,321,105	52,768,408	47,648,560	100,416,968
GLENN COUNTY						
ORLAND	209,299	179,297	388,595	231,980	204,362	436,342
WILLOWS	164,228	139,390	303,618	181,861	158,877	340,738
County of Glenn	2,839,094	2,985,977	5,825,071	3,106,543	3,403,414	6,509,957
Total Cities & County: Glenn	3,212,621	3,304,664	6,517,285	3,520,384	3,766,653	7,287,037

Local Streets and Roads - Projected Revenues

Estimated January 2023

	2022-23			2023-24		
	Hwy Users Tax Account	Road Mntnc Rehab Acct	TOTAL	Hwy Users Tax Account	Road Mntnc Rehab Acct	TOTAL
HUMBOLDT COUNTY						
ARCATA	486,687	403,228	889,914	539,701	459,599	999,300
BLUE LAKE	36,747	26,113	62,860	40,181	29,763	69,944
EUREKA	704,214	585,084	1,289,297	781,137	666,878	1,448,015
FERNDALE	41,606	30,212	71,817	45,578	34,435	80,013
FORTUNA	329,638	271,558	601,197	365,341	309,522	674,863
RIO DELL	92,859	73,458	166,317	102,517	83,727	186,244
TRINIDAD	13,691	6,658	20,349	14,566	7,589	22,156
County of Humboldt	5,815,332	5,650,448	11,465,780	6,453,221	6,440,377	12,893,598
Total Cities & County: Humboldt	7,520,774	7,046,759	14,567,532	8,342,242	8,031,891	16,374,133
IMPERIAL COUNTY						
BRAWLEY	695,788	584,541	1,280,330	771,947	666,260	1,438,206
CALEXICO	994,975	839,855	1,834,831	1,104,397	957,267	2,061,664
CALIPATRIA	174,819	143,381	318,200	193,500	163,425	356,926
EL CENTRO	1,149,957	972,110	2,122,067	1,276,610	1,108,011	2,384,620
HOLTVILLE	148,235	120,695	268,930	163,960	137,568	301,528
IMPERIAL	555,556	466,579	1,022,135	616,345	531,806	1,148,151
WESTMORLAND	57,139	43,810	100,949	62,846	49,935	112,781
County of Imperial	9,675,696	10,488,506	20,164,202	10,788,482	11,954,792	22,743,274
Total Cities & County: Imperial	13,452,165	13,659,478	27,111,644	14,978,087	15,569,064	30,547,151
INYO COUNTY						
BISHOP	105,027	83,912	188,939	116,040	95,643	211,682
County of Inyo	3,353,266	3,475,512	6,828,778	3,664,514	3,961,386	7,625,900
Total City & County: Inyo	3,458,293	3,559,424	7,017,717	3,780,554	4,057,029	7,837,582

Local Streets and Roads - Projected Revenues

Estimated January 2023

	2022-23			2023-24		
	Hwy Users Tax Account	Road Mntnc Rehab Acct	TOTAL	Hwy Users Tax Account	Road Mntnc Rehab Acct	TOTAL
KERN COUNTY						
ARVIN	489,379	428,321	917,700	543,190	488,200	1,031,390
BAKERSFIELD	9,943,550	8,867,562	18,811,111	11,057,605	10,107,240	21,164,845
CALIFORNIA CITY	372,395	325,627	698,022	413,305	371,150	784,454
DELANO	1,264,780	1,118,614	2,383,394	1,405,314	1,274,996	2,680,310
MARICOPA	30,691	22,230	52,921	33,484	25,338	58,822
MCFARLAND	352,094	307,496	659,590	390,726	350,484	741,209
RIDGECREST	692,225	608,594	1,300,818	768,684	693,675	1,462,358
SHAFTER	507,276	444,305	951,581	563,095	506,419	1,069,514
TAFT	217,995	188,623	406,618	241,692	214,992	456,684
TEHACHAPI	324,994	283,292	608,285	360,584	322,896	683,480
WASCO	669,276	588,098	1,257,375	743,161	670,314	1,413,475
County of Kern	24,732,810	21,542,367	46,275,177	27,484,318	24,553,974	52,038,292
Total Cities & County: Kern	39,597,463	34,725,129	74,322,593	44,005,157	39,579,676	83,584,833
KINGS COUNTY						
AVENAL	342,818	297,107	639,926	380,266	338,643	718,908
CORCORAN	547,365	478,161	1,025,526	607,632	545,007	1,152,639
HANFORD	1,433,786	1,264,403	2,698,189	1,593,151	1,441,165	3,034,316
LEMOORE	670,547	586,840	1,257,387	744,512	668,880	1,413,392
County of Kings	4,473,448	4,454,076	8,927,524	4,983,770	5,076,753	10,060,523
Total Cities & County: Kings	7,467,964	7,080,587	14,548,551	8,309,331	8,070,448	16,379,779
LAKE COUNTY						
CLEARLAKE	421,894	365,989	787,883	468,169	417,154	885,323
LAKEPORT	128,174	108,420	236,593	141,882	123,576	265,459
County of Lake	3,363,987	3,103,507	6,467,494	3,744,744	3,537,375	7,282,119
Total Cities & County: Lake	3,914,055	3,577,916	7,491,970	4,354,795	4,078,105	8,432,901
LASSEN COUNTY						
SUSANVILLE	487,770	349,398	837,168	532,127	398,243	930,370
County of Lassen	3,006,675	2,991,488	5,998,163	3,277,579	3,409,696	6,687,275
Total City & County: Lassen	3,494,445	3,340,886	6,835,331	3,809,706	3,807,939	7,617,645

Local Streets and Roads - Projected Revenues

Estimated January 2023

	2022-23		
	Hwy Users Tax Account	Road Mntnc Rehab Acct	TOTAL
LOS ANGELES COUNTY			
AGOURA HILLS	521,051	438,927	959,978
ALHAMBRA	2,099,341	1,791,796	3,891,136
ARCADIA	1,449,553	1,233,931	2,683,484
ARTESIA	425,319	357,596	782,915
AVALON	92,802	74,694	167,496
AZUSA	1,285,543	1,094,410	2,379,953
BALDWIN PARK	1,832,600	1,562,789	3,395,389
BELL	873,344	740,523	1,613,867
BELLFLOWER	2,004,962	1,710,768	3,715,730
BELL GARDENS	1,006,525	854,864	1,861,388
BEVERLY HILLS	837,093	709,401	1,546,494
BRADBURY	29,041	19,953	48,994
BURBANK	2,722,931	2,325,023	5,047,953
CALABASAS	596,685	503,861	1,100,547
CARSON	2,383,336	2,035,615	4,418,950
CERRITOS	1,258,134	1,070,878	2,329,012
CLAREMONT	956,809	812,181	1,768,990
COMMERCE	320,492	268,457	588,949
COMPTON	2,440,478	2,084,674	4,525,152
COVINA	1,307,117	1,112,932	2,420,049
CUDAHY	585,242	494,036	1,079,278
CULVER CITY	1,032,671	877,311	1,909,982
DIAMOND BAR	1,400,974	1,192,224	2,593,198
DOWNEY	2,893,424	2,471,397	5,364,820
DUARTE	557,403	470,136	1,027,539
EL MONTE	2,771,712	2,366,903	5,138,614
EL SEGUNDO	445,781	375,163	820,944
GARDENA	1,551,333	1,321,313	2,872,646
GLENDALE	4,965,004	4,249,919	9,214,923
GLENDORA	1,338,704	1,138,763	2,477,466
HAWAIIAN GARDENS	360,204	302,551	662,755
HAWTHORNE	2,235,781	1,908,934	4,144,714
HERMOSA BEACH	506,864	427,605	934,470
HIDDEN HILLS	49,705	37,694	87,399
HUNTINGTON PARK	1,394,634	1,186,780	2,581,414
INDUSTRY	16,865	9,499	26,364

	2023-24		
	Hwy Users Tax Account	Road Mntnc Rehab Acct	TOTAL
AGOURA HILLS	577,961	500,288	1,078,249
ALHAMBRA	2,331,659	2,042,287	4,373,946
ARCADIA	1,609,540	1,406,433	3,015,974
ARTESIA	471,684	407,587	879,271
AVALON	102,487	85,137	187,623
AZUSA	1,427,441	1,247,408	2,674,849
BALDWIN PARK	2,035,226	1,781,266	3,816,492
BELL	969,358	844,048	1,813,405
BELLFLOWER	2,226,775	1,949,932	4,176,707
BELL GARDENS	1,117,364	974,373	2,091,736
BEVERLY HILLS	929,071	808,574	1,737,646
BRADBURY	31,628	22,743	54,371
BURBANK	3,024,386	2,650,059	5,674,445
CALABASAS	662,014	574,301	1,236,315
CARSON	2,647,267	2,320,192	4,967,459
CERRITOS	1,396,980	1,220,586	2,617,567
CLAREMONT	1,062,114	925,723	1,987,837
COMMERCE	355,300	305,987	661,287
COMPTON	2,710,770	2,376,109	5,086,879
COVINA	1,451,416	1,268,519	2,719,935
CUDAHY	649,297	563,102	1,212,399
CULVER CITY	1,146,420	999,958	2,146,379
DIAMOND BAR	1,555,554	1,358,896	2,914,450
DOWNEY	3,213,857	2,816,896	6,030,753
DUARTE	618,359	535,861	1,154,220
EL MONTE	3,078,597	2,697,794	5,776,390
EL SEGUNDO	494,424	427,611	922,034
GARDENA	1,722,650	1,506,031	3,228,682
GLENDALE	5,516,035	4,844,054	10,360,089
GLENDORA	1,486,352	1,297,961	2,784,313
HAWAIIAN GARDENS	399,432	344,847	744,279
HAWTHORNE	2,483,287	2,175,801	4,659,088
HERMOSA BEACH	562,306	487,384	1,049,691
HIDDEN HILLS	54,593	42,964	97,556
HUNTINGTON PARK	1,548,508	1,352,691	2,901,199
INDUSTRY	18,096	10,827	28,924

Local Streets and Roads - Projected Revenues

<i>Estimated January 2023</i>	2022-23			2023-24		
	Hwy Users Tax	Road Mntnc	TOTAL	Hwy Users Tax	Road Mntnc	TOTAL
	Account	Rehab Acct		Account	Rehab Acct	
INGLEWOOD	2,756,832	2,354,128	5,110,961	3,062,061	2,683,234	5,745,295
IRWINDALE	43,718	32,554	76,272	47,939	37,105	85,044
LA CANADA FLINTRIDGE	528,857	445,628	974,485	586,636	507,927	1,094,563
LA HABRA HEIGHTS	149,682	122,669	272,350	165,586	139,818	305,404
LAKEWOOD	2,091,787	1,785,311	3,877,098	2,323,265	2,034,896	4,358,161
LA MIRADA	1,254,875	1,068,081	2,322,956	1,393,359	1,217,398	2,610,756
LANCASTER	4,473,508	3,827,952	8,301,460	4,969,828	4,363,097	9,332,925
LA PUENTE	971,234	824,565	1,795,799	1,078,144	939,839	2,017,983
LA VERNE	841,716	713,370	1,555,085	934,209	813,098	1,747,307
LAWNDALE	813,827	689,426	1,503,252	903,215	785,807	1,689,022
LOMITA	538,709	454,087	992,796	597,585	517,568	1,115,152
LONG BEACH	11,740,788	10,067,160	21,807,948	13,046,063	11,474,541	24,520,604
LOS ANGELES	98,447,279	84,499,048	182,946,327	109,403,148	96,311,951	205,715,099
LYNWOOD	1,744,638	1,487,271	3,231,909	1,937,472	1,695,190	3,632,663
MALIBU	279,088	232,910	511,998	309,286	265,471	574,757
MANHATTAN BEACH	906,892	769,325	1,676,217	1,006,640	876,876	1,883,516
MAYWOOD	645,759	545,134	1,190,893	716,439	621,343	1,337,782
MONROVIA	967,242	821,138	1,788,381	1,073,709	935,933	2,009,642
MONTEBELLO	1,595,567	1,359,289	2,954,856	1,771,808	1,549,316	3,321,124
MONTEREY PARK	1,554,719	1,324,219	2,878,937	1,726,412	1,509,344	3,235,756
NORWALK	2,627,289	2,242,911	4,870,200	2,918,098	2,556,468	5,474,566
PALMDALE	4,292,405	3,672,469	7,964,874	4,768,565	4,185,878	8,954,443
PALOS VERDES ESTATES	345,173	289,646	634,820	382,728	330,139	712,867
PARAMOUNT	1,363,385	1,159,952	2,523,337	1,513,780	1,322,112	2,835,893
PASADENA	3,546,117	3,031,756	6,577,872	3,939,204	3,455,593	7,394,797
PICO RIVERA	1,582,330	1,347,924	2,930,254	1,757,097	1,536,363	3,293,460
POMONA	3,860,906	3,302,013	7,162,919	4,289,034	3,763,632	8,052,665
RANCHO PALOS VERDES	1,080,088	918,020	1,998,107	1,199,115	1,046,358	2,245,473
REDONDO BEACH	1,786,749	1,523,425	3,310,175	1,984,272	1,736,399	3,720,671
ROLLING HILLS (2)						
ROLLING HILLS ESTATES	216,196	179,774	395,970	239,505	204,906	444,411
ROSEMEAD	1,303,716	1,108,724	2,412,440	1,447,469	1,263,723	2,711,193
SAN DIMAS	893,503	757,830	1,651,333	991,761	863,775	1,855,535
SAN FERNANDO	608,194	512,883	1,121,078	674,693	584,584	1,259,277
SAN GABRIEL	1,007,712	855,883	1,863,595	1,118,683	975,535	2,094,218
SAN MARINO	324,863	272,209	597,072	360,156	310,264	670,420
SANTA CLARITA	5,800,164	4,966,932	10,767,096	6,444,160	5,661,305	12,105,466

Local Streets and Roads - Projected Revenues

Estimated January 2023

	2022-23			2023-24		
	Hwy Users Tax Account	Road Mntnc Rehab Acct	TOTAL	Hwy Users Tax Account	Road Mntnc Rehab Acct	TOTAL
SANTA FE SPRINGS	482,790	406,936	889,726	535,552	463,826	999,378
SANTA MONICA	2,370,022	2,024,185	4,394,208	2,632,472	2,307,165	4,939,636
SIERRA MADRE	290,203	242,453	532,656	321,639	276,348	597,986
SIGNAL HILL	304,956	255,119	560,075	338,034	290,784	628,818
SOUTH EL MONTE	506,652	426,564	933,216	561,959	486,198	1,048,156
SOUTH GATE	2,368,204	2,022,623	4,390,827	2,630,450	2,305,385	4,935,835
SOUTH PASADENA	691,963	584,802	1,276,765	767,787	666,557	1,434,343
TEMPLE CITY	933,644	792,293	1,725,937	1,036,370	903,055	1,939,425
TORRANCE	3,724,845	3,185,200	6,910,045	4,137,827	3,630,488	7,768,316
VERNON	11,130	4,576	15,706	11,724	5,216	16,940
WALNUT	729,199	616,770	1,345,969	809,168	702,994	1,512,162
WEST COVINA	2,783,686	2,377,183	5,160,869	3,091,904	2,709,511	5,801,415
WEST HOLLYWOOD	912,576	774,205	1,686,781	1,012,956	882,438	1,895,395
WESTLAKE VILLAGE	212,609	176,694	389,303	235,519	201,396	436,914
WHITTIER	2,233,608	1,907,069	4,140,677	2,480,872	2,173,675	4,654,547
County of Los Angeles	177,104,727	130,626,227	307,730,954	196,468,655	148,887,674	345,356,329
Total Cities & County: Los Angeles	405,195,777	325,622,016	730,817,793	449,842,218	371,143,726	820,985,944

Local Streets and Roads - Projected Revenues

Estimated January 2023

	2022-23			2023-24		
	Hwy Users Tax Account	Road Mntnc Rehab Acct	TOTAL	Hwy Users Tax Account	Road Mntnc Rehab Acct	TOTAL
MADERA COUNTY						
CHOWCHILLA	470,879	418,453	889,332	522,874	476,952	999,827
MADERA	1,589,197	1,428,019	3,017,215	1,766,638	1,627,655	3,394,293
County of Madera	6,517,627	6,562,531	13,080,158	7,262,787	7,479,968	14,742,755
Total Cities & County: Madera	8,577,702	8,409,003	16,986,705	9,552,300	9,584,575	19,136,875
MARIN COUNTY						
BELVEDERE	60,161	46,044	106,205	66,196	52,481	118,677
CORTE MADERA	268,852	221,112	489,964	297,833	252,023	549,856
FAIRFAX	201,149	164,614	365,762	222,725	187,627	410,351
LARKSPUR	342,520	283,509	626,029	379,680	323,143	702,823
MILL VALLEY	369,381	306,260	675,640	409,522	349,074	758,597
NOVATO	1,372,996	1,152,513	2,525,509	1,524,058	1,313,633	2,837,691
ROSS	65,590	50,642	116,232	72,227	57,722	129,949
SAN ANSELMO	334,941	277,089	612,030	371,259	315,826	687,085
SAN RAFAEL	1,587,113	1,333,870	2,920,983	1,761,945	1,520,344	3,282,289
SAUSALITO	188,960	154,290	343,250	209,183	175,860	385,043
TIBURON	240,505	197,949	438,453	266,450	225,622	492,072
County of Marin	6,071,025	4,843,541	10,914,566	6,736,953	5,520,664	12,257,617
Total Cities & County: Marin	11,103,192	9,031,431	20,134,623	12,318,033	10,294,018	22,612,051
MARIPOSA COUNTY						
County of Mariposa	1,954,316	1,977,743	3,932,059	2,143,087	2,254,229	4,397,316
MENDOCINO COUNTY						
FORT BRAGG	189,551	155,136	344,687	209,849	176,824	386,673
POINT ARENA	17,552	9,977	27,529	18,858	11,371	30,229
UKIAH	433,014	360,112	793,125	480,130	410,455	890,585
WILLITS	133,190	107,292	240,482	147,228	122,291	269,519
County of Mendocino	4,712,291	4,603,222	9,315,513	5,236,565	5,246,749	10,483,314
Total Cities & County: Mendocino	5,485,599	5,235,738	10,721,337	6,092,630	5,967,690	12,060,320
MERCED COUNTY						
ATWATER	788,012	688,623	1,476,635	875,077	784,892	1,659,969
DOS PALOS	148,628	125,662	274,289	164,515	143,229	307,744
GUSTINE	155,579	131,821	287,400	172,246	150,250	322,496
LIVINGSTON	361,533	312,528	674,060	401,047	356,219	757,265
LOS BANOS	1,152,445	1,011,518	2,163,963	1,280,335	1,152,927	2,433,262
MERCED	2,192,292	1,931,511	4,123,803	2,436,500	2,201,535	4,638,035
County of Merced	9,120,257	8,807,976	17,928,233	10,156,755	10,039,324	20,196,079
Total Cities & County: Merced	13,918,746	13,009,639	26,928,385	15,486,475	14,828,376	30,314,850

Local Streets and Roads - Projected Revenues

Estimated January 2023

	2022-23			2023-24		
	Hwy Users Tax Account	Road Mntnc Rehab Acct	TOTAL	Hwy Users Tax Account	Road Mntnc Rehab Acct	TOTAL
MODOC COUNTY						
ALTURAS	77,086	59,122	136,208	84,835	67,387	152,223
County of Modoc	2,837,060	2,926,493	5,763,553	3,085,530	3,335,614	6,421,144
Total City & County: Modoc	2,914,146	2,985,615	5,899,761	3,170,365	3,403,001	6,573,367
MONO COUNTY						
MAMMOTH LAKES	2,075,692	159,734	2,235,426	2,099,152	182,065	2,281,217
County of Mono	2,207,929	2,148,288	4,356,217	2,389,312	2,448,617	4,837,929
Total City & County: Mono	4,283,621	2,308,022	6,591,643	4,488,464	2,630,682	7,119,146
MONTEREY COUNTY						
CARMEL-BY-THE-SEA	83,084	68,600	151,684	91,744	78,190	169,935
DEL REY OAKS	44,332	34,202	78,534	48,650	38,984	87,634
GONZALES	215,366	185,131	400,497	238,739	211,012	449,751
GREENFIELD	488,531	425,827	914,358	542,292	485,357	1,027,649
KING CITY	334,674	290,145	624,819	371,305	330,707	702,012
MARINA	543,015	472,413	1,015,428	602,657	538,456	1,141,113
MONTEREY	706,183	617,247	1,323,430	784,110	703,538	1,487,648
PACIFIC GROVE	374,352	324,478	698,830	415,318	369,839	785,157
SALINAS	3,962,722	3,504,321	7,467,043	4,405,142	3,994,222	8,399,364
SAND CITY	14,889	8,068	22,957	15,908	9,196	25,104
SEASIDE	809,977	709,379	1,519,356	899,536	808,550	1,708,086
SOLEDAD	685,219	598,639	1,283,857	760,797	682,328	1,443,125
County of Monterey	11,677,635	9,788,182	21,465,817	12,968,466	11,156,563	24,125,029
Total Cities & County: Monterey	19,939,979	17,026,632	36,966,611	22,144,662	19,406,942	41,551,604
NAPA COUNTY						
AMERICAN CANYON	543,067	469,724	1,012,791	602,734	535,391	1,138,125
CALISTOGA	135,279	113,169	248,448	149,654	128,990	278,644
NAPA	1,923,473	1,683,441	3,606,915	2,137,313	1,918,785	4,056,097
SAINT HELENA	141,089	118,288	259,377	156,115	134,824	290,939
YOUNTVILLE	79,396	64,826	144,222	87,630	73,889	161,519
County of Napa	4,105,020	3,393,109	7,498,129	4,555,619	3,867,463	8,423,082
Total Cities & County: Napa	6,927,324	5,842,557	12,769,881	7,689,064	6,659,342	14,348,406
NEVADA COUNTY						
GRASS VALLEY	406,708	295,329	702,037	449,899	336,615	786,514
NEVADA CITY	103,909	72,634	176,542	114,531	82,788	197,319
TRUCKEE	2,119,665	370,869	2,490,534	2,173,903	422,716	2,596,620
County of Nevada	4,332,722	3,569,863	7,902,585	4,764,318	4,068,927	8,833,245
Total Cities & County: Nevada	6,963,004	4,308,695	11,271,699	7,502,651	4,911,047	12,413,698

Local Streets and Roads - Projected Revenues

Estimated January 2023

	2022-23			2023-24		
	Hwy Users Tax	Road Mntnc	TOTAL	Hwy Users Tax	Road Mntnc	TOTAL
	Account	Rehab Acct		Account	Rehab Acct	
ORANGE COUNTY						
ALISO VIEJO	1,338,139	1,124,492	2,462,631	1,485,370	1,281,695	2,767,065
ANAHEIM	8,859,166	7,501,224	16,360,390	9,841,307	8,549,890	18,391,197
BREA	1,218,319	1,024,140	2,242,459	1,352,411	1,167,314	2,519,725
BUENA PARK	2,167,096	1,827,559	3,994,655	2,406,379	2,083,051	4,489,430
COSTA MESA	2,891,407	2,439,753	5,331,160	3,210,845	2,780,829	5,991,674
CYPRESS	1,299,356	1,092,870	2,392,226	1,442,446	1,245,653	2,688,099
DANA POINT	858,807	719,225	1,578,033	952,976	819,773	1,772,748
FOUNTAIN VALLEY	1,474,129	1,239,830	2,713,959	1,636,461	1,413,157	3,049,618
FULLERTON	3,706,912	3,131,413	6,838,325	4,116,910	3,569,182	7,686,093
GARDEN GROVE	4,414,301	3,731,375	8,145,676	4,902,853	4,253,018	9,155,871
HUNTINGTON BEACH	5,089,879	4,304,356	9,394,235	5,653,451	4,906,102	10,559,553
IRVINE	7,948,406	6,728,776	14,677,182	8,829,409	7,669,454	16,498,863
LAGUNA BEACH	598,050	498,916	1,096,967	663,374	568,664	1,232,038
LAGUNA HILLS	813,520	680,816	1,494,335	902,659	775,993	1,678,652
LAGUNA NIGUEL	1,662,643	1,399,716	3,062,359	1,845,909	1,595,395	3,441,304
LAGUNA WOODS	462,876	385,118	847,994	513,300	438,957	952,257
LA HABRA	1,617,714	1,361,609	2,979,323	1,795,991	1,551,961	3,347,952
LAKE FOREST	2,231,280	1,881,997	4,113,277	2,477,692	2,145,099	4,622,790
LA PALMA	407,309	337,990	745,298	451,562	385,240	836,802
LOS ALAMITOS	312,000	258,003	570,004	345,781	294,072	639,853
MISSION VIEJO	2,407,469	2,031,429	4,438,898	2,673,446	2,315,421	4,988,867
NEWPORT BEACH	2,189,880	1,846,884	4,036,764	2,431,694	2,105,077	4,536,770
ORANGE	3,584,475	3,027,570	6,612,045	3,980,877	3,450,822	7,431,699
PLACENTIA	1,337,219	1,123,711	2,460,930	1,484,347	1,280,805	2,765,152
RANCHO SANTA MARGARITA	1,236,935	1,039,929	2,276,865	1,373,094	1,185,311	2,558,405
SAN CLEMENTE	1,652,671	1,391,257	3,043,928	1,834,829	1,585,754	3,420,583
SAN JUAN CAPISTRANO	905,501	758,828	1,664,329	1,004,855	864,912	1,869,767
SANTA ANA	7,952,497	6,732,246	14,684,744	8,833,955	7,673,409	16,507,364
SEAL BEACH	655,280	547,455	1,202,734	726,958	623,988	1,350,947
STANTON	1,015,127	851,806	1,866,932	1,126,654	970,887	2,097,542
TUSTIN	2,068,235	1,743,713	3,811,948	2,296,541	1,987,482	4,284,023
VILLA PARK	156,727	127,158	283,885	173,376	144,935	318,310
WESTMINSTER	2,339,269	1,973,586	4,312,856	2,597,673	2,249,492	4,847,165
YORBA LINDA	1,753,602	1,476,861	3,230,462	1,946,968	1,683,325	3,630,293
County of Orange	62,999,621	45,107,767	108,107,388	69,849,233	51,413,798	121,263,031
Total Cities & County: Orange	141,625,817	111,449,379	253,075,196	157,161,584	127,029,917	284,191,500

Local Streets and Roads - Projected Revenues

Estimated January 2023

	2022-23			2023-24		
	Hwy Users Tax Account	Road Mntnc Rehab Acct	TOTAL	Hwy Users Tax Account	Road Mntnc Rehab Acct	TOTAL
PLACER COUNTY						
AUBURN	361,106	298,886	659,992	400,320	340,670	740,989
COLFAX	58,151	44,287	102,438	63,962	50,479	114,440
LINCOLN	1,324,757	1,111,566	2,436,322	1,470,594	1,266,962	2,737,556
LOOMIS	181,492	147,784	329,275	200,881	168,444	369,325
ROCKLIN	1,849,537	1,554,244	3,403,781	2,053,454	1,771,526	3,824,981
ROSEVILLE	3,886,885	3,275,661	7,162,547	4,316,653	3,733,596	8,050,249
County of Placer	14,060,817	10,061,457	24,122,274	15,343,288	11,468,041	26,811,329
Total Cities & County: Placer	21,722,745	16,493,885	38,216,630	23,849,152	18,799,718	42,648,869
PLUMAS COUNTY						
PORTOLA	169,153	45,545	214,698	174,769	51,913	226,681
County of Plumas	2,758,661	2,399,292	5,157,953	2,962,782	2,734,712	5,697,494
Total City & County: Plumas	2,927,814	2,444,837	5,372,651	3,137,551	2,786,625	5,924,175
RIVERSIDE COUNTY						
BANNING	800,315	669,668	1,469,982	887,989	763,287	1,651,276
BEAUMONT	1,410,705	1,186,130	2,596,835	1,565,996	1,351,950	2,917,946
BLYTHE	485,038	403,098	888,135	537,812	459,450	997,263
CALIMESA	285,484	236,380	521,864	316,431	269,426	585,857
CANYON LAKE	290,831	240,067	530,898	322,261	273,628	595,889
CATHEDRAL CITY	1,337,832	1,124,318	2,462,150	1,485,030	1,281,497	2,766,527
COACHELLA	1,088,766	914,333	2,003,099	1,208,473	1,042,156	2,250,629
CORONA	4,023,561	3,400,239	7,423,800	4,468,729	3,875,589	8,344,319
DESERT HOT SPRINGS	843,579	706,364	1,549,943	936,058	805,113	1,741,171
EASTVALE	1,800,361	1,516,637	3,316,998	1,998,923	1,728,662	3,727,585
HEMET	2,304,518	1,944,264	4,248,782	2,559,066	2,216,070	4,775,137
INDIAN WELLS	128,563	103,279	231,842	142,084	117,718	259,802
INDIO	2,291,503	1,933,225	4,224,728	2,544,606	2,203,488	4,748,094
JURUPA VALLEY	2,709,434	2,285,593	4,995,027	3,008,670	2,605,118	5,613,787
LAKE ELSINORE	1,843,472	1,553,203	3,396,675	2,046,821	1,770,340	3,817,161
LA QUINTA	978,868	821,117	1,799,984	1,086,370	935,908	2,022,279
MENIFEE	2,738,717	2,312,552	5,051,269	3,041,482	2,635,845	5,677,327
MORENO VALLEY	5,369,267	4,541,669	9,910,937	5,963,874	5,176,591	11,140,465
MURRIETA	2,857,712	2,411,363	5,269,076	3,173,414	2,748,470	5,921,884
NORCO	692,462	578,187	1,270,649	768,159	659,017	1,427,176
PALM DESERT	1,313,515	1,103,693	2,417,208	1,458,013	1,257,988	2,716,001
PALM SPRINGS	1,146,017	962,893	2,108,909	1,272,081	1,097,504	2,369,585
PERRIS	2,029,491	1,710,985	3,740,476	2,253,498	1,950,180	4,203,677

Local Streets and Roads - Projected Revenues

Estimated January 2023

	2022-23		
	Hwy Users Tax Account	Road Mntnc Rehab Acct	TOTAL
RANCHO MIRAGE	438,473	364,449	802,922
RIVERSIDE	8,142,042	6,893,542	15,035,584
SAN JACINTO	1,408,225	1,184,026	2,592,251
TEMECULA	2,825,546	2,384,080	5,209,625
WILDOMAR	949,718	796,392	1,746,110
County of Riverside	51,564,079	39,589,050	91,153,129
Total Cities & County: Riverside	104,098,093	83,870,795	187,968,888
SACRAMENTO COUNTY			
CITRUS HEIGHTS	2,271,013	1,902,384	4,173,396
ELK GROVE	4,571,933	3,838,211	8,410,144
FOLSOM	2,190,593	1,834,651	4,025,245
GALT	666,590	552,334	1,218,925
ISLETON	26,272	17,242	43,514
RANCHO CORDOVA	2,081,591	1,742,845	3,824,436
SACRAMENTO	13,421,902	11,283,610	24,705,512
County of Sacramento	35,726,200	27,755,987	63,482,187
Total Cities & County: Sacramento	60,956,094	48,927,265	109,883,359
SAN BENITO COUNTY			
HOLLISTER	1,087,046	922,921	2,009,967
SAN JUAN BAUTISTA	58,735	45,393	104,128
County of San Benito	2,506,595	2,359,384	4,865,979
Total Cities & County: San Benito	3,652,375	3,327,699	6,980,074

	2023-24		
	Hwy Users Tax Account	Road Mntnc Rehab Acct	TOTAL
	486,187	415,399	901,586
	9,044,562	7,857,254	16,901,816
	1,563,241	1,349,552	2,912,793
	3,137,676	2,717,372	5,855,048
	1,053,984	907,727	1,961,711
	57,246,245	45,123,569	102,369,814
	115,577,738	95,595,868	211,173,606
	2,521,493	2,168,336	4,689,829
	5,077,297	4,374,790	9,452,087
	2,432,156	2,091,134	4,523,290
	739,314	629,550	1,368,865
	28,542	19,653	48,195
	2,311,066	1,986,494	4,297,560
	14,907,578	12,861,050	27,768,628
	39,658,460	31,636,253	71,294,713
	67,675,907	55,767,260	123,443,167
	1,206,820	1,051,945	2,258,765
	64,626	51,739	116,365
	2,787,580	2,689,225	5,476,805
	4,059,026	3,792,909	7,851,935

Local Streets and Roads - Projected Revenues

Estimated January 2023

	2022-23			2023-24		
	Hwy Users Tax Account	Road Mntnc Rehab Acct	TOTAL	Hwy Users Tax Account	Road Mntnc Rehab Acct	TOTAL
SAN BERNARDINO COUNTY						
ADELANTO	945,456	795,134	1,740,591	1,049,309	906,293	1,955,603
APPLE VALLEY	1,950,038	1,648,480	3,598,518	2,165,347	1,878,936	4,044,283
BARSTOW	660,735	553,766	1,214,501	733,063	631,182	1,364,245
BIG BEAR LAKE	510,994	109,461	620,454	525,290	124,763	650,053
CHINO	2,357,685	1,995,275	4,352,960	2,618,290	2,274,212	4,892,502
CHINO HILLS	2,012,855	1,701,919	3,714,775	2,235,144	1,939,847	4,174,991
COLTON	1,384,431	1,167,304	2,551,736	1,536,894	1,330,493	2,867,386
FONTANA	5,440,126	4,615,452	10,055,578	6,042,953	5,260,689	11,303,643
GRAND TERRACE	342,840	285,027	627,867	380,068	324,873	704,941
HESPERIA	2,569,947	2,175,851	4,745,798	2,854,137	2,480,033	5,334,170
HIGHLAND	1,463,768	1,234,798	2,698,566	1,625,046	1,407,422	3,032,468
LOMA LINDA	656,044	549,775	1,205,819	727,851	626,633	1,354,484
MONTCLAIR	981,173	825,519	1,806,693	1,088,995	940,926	2,029,921
NEEDLES	132,485	106,923	239,408	146,450	121,871	268,321
ONTARIO	4,591,358	3,893,386	8,484,744	5,099,876	4,437,678	9,537,554
RANCHO CUCAMONGA	4,462,869	3,784,077	8,246,946	4,957,110	4,313,088	9,270,198
REDLANDS	1,869,860	1,580,270	3,450,130	2,076,260	1,801,191	3,877,451
RIALTO	2,669,706	2,258,592	4,928,298	2,964,703	2,574,341	5,539,044
SAN BERNARDINO	5,711,278	4,846,129	10,557,407	6,344,235	5,523,614	11,867,849
TWENTYNINE PALMS	716,598	600,439	1,317,037	795,022	684,380	1,479,401
UPLAND	2,029,860	1,716,386	3,746,245	2,254,038	1,956,335	4,210,373
VICTORVILLE	3,496,269	2,961,768	6,458,036	3,883,108	3,375,820	7,258,928
YUCAIPA	1,408,599	1,187,865	2,596,464	1,563,747	1,353,927	2,917,675
YUCCA VALLEY	565,898	473,086	1,038,983	627,688	539,223	1,166,910
County of San Bernardino	48,654,870	37,510,054	86,164,924	54,071,910	42,753,931	96,825,841
Total Cities & County: San Bernardino	97,585,745	78,576,734	176,162,479	108,366,535	89,561,702	197,928,237

Local Streets and Roads - Projected Revenues

Estimated January 2023

	2022-23			2023-24		
	Hwy Users Tax Account	Road Mntnc Rehab Acct	TOTAL	Hwy Users Tax Account	Road Mntnc Rehab Acct	TOTAL
SAN DIEGO COUNTY						
CARLSBAD	2,985,296	2,506,835	5,492,131	3,314,838	2,857,289	6,172,127
CHULA VISTA	7,128,083	6,002,979	13,131,062	7,917,219	6,842,191	14,759,410
CORONADO	615,747	511,365	1,127,112	682,970	582,854	1,265,823
DEL MAR	107,082	85,473	192,556	118,318	97,422	215,741
EL CAJON	2,743,360	2,302,662	5,046,022	3,046,061	2,624,572	5,670,634
ENCINITAS	1,593,215	1,334,152	2,927,367	1,768,599	1,520,665	3,289,265
ESCONDIDO	3,891,878	3,271,909	7,163,787	4,321,994	3,729,320	8,051,314
IMPERIAL BEACH	692,047	574,912	1,266,959	767,623	655,284	1,422,907
LA MESA	1,566,642	1,311,726	2,878,368	1,739,078	1,495,105	3,234,183
LEMON GROVE	712,786	592,414	1,305,201	790,664	675,233	1,465,897
NATIONAL CITY	1,592,084	1,333,198	2,925,282	1,767,343	1,519,578	3,286,921
OCEANSIDE	4,462,077	3,753,106	8,215,183	4,955,450	4,277,788	9,233,238
POWAY	1,263,890	1,057,497	2,321,387	1,402,906	1,205,334	2,608,240
SAN DIEGO	35,501,859	29,939,486	65,441,345	39,437,623	34,125,003	73,562,626
SAN MARCOS	2,431,102	2,041,254	4,472,355	2,699,439	2,326,619	5,026,059
SANTEE	1,537,318	1,286,980	2,824,299	1,706,501	1,466,899	3,173,400
SOLANA BEACH	339,249	279,713	618,962	376,019	318,817	694,836
VISTA	2,592,246	2,175,135	4,767,381	2,878,183	2,479,217	5,357,400
County of San Diego	69,697,749	51,677,034	121,374,783	77,351,385	58,901,444	136,252,829
Total Cities & County: San Diego	141,453,710	112,037,832	253,491,542	157,042,214	127,700,635	284,742,850
SAN FRANCISCO COUNTY						
SAN FRANCISCO - City Allocation	21,130,991	18,954,762	40,085,753	23,501,899	21,604,623	45,106,522
SAN FRANCISCO - County Allocation	11,583,159	9,926,953	21,510,112	12,871,685	11,314,733	24,186,418
Total San Francisco	32,714,150	28,881,715	61,595,865	36,373,584	32,919,356	69,292,940
SAN JOAQUIN COUNTY						
ESCALON	195,323	161,339	356,662	216,295	183,894	400,189
LATHROP	804,805	679,514	1,484,319	893,134	774,510	1,667,644
LODI	1,699,349	1,443,786	3,143,135	1,887,024	1,645,626	3,532,650
MANTECA	2,213,522	1,883,819	4,097,341	2,458,396	2,147,175	4,605,571
RIPON	413,747	346,556	760,304	458,796	395,005	853,800
STOCKTON	8,211,977	7,015,191	15,227,168	9,123,868	7,995,909	17,119,777
TRACY	2,408,127	2,050,363	4,458,490	2,674,650	2,337,002	5,011,652
County of San Joaquin	19,121,568	15,854,722	34,976,290	21,236,717	18,071,200	39,307,917
Total Cities & County: San Joaquin	35,068,419	29,435,290	64,503,709	38,948,879	33,550,321	72,499,200

Local Streets and Roads - Projected Revenues

Estimated January 2023

	2022-23		
	Hwy Users Tax Account	Road Mntnc Rehab Acct	TOTAL
SAN LUIS OBISPO COUNTY			
ARROYO GRANDE	486,349	397,654	884,003
ATASCADERO	812,515	667,586	1,480,101
EL PASO DE ROBLES	827,648	680,187	1,507,834
GROVER BEACH	340,014	276,633	616,647
MORRO BAY	282,583	228,811	511,394
PISMO BEACH	216,416	174,547	390,963
SAN LUIS OBISPO	1,251,959	1,033,510	2,285,469
County of San Luis Obispo	9,660,754	8,558,344	18,219,098
Total Cities & County: San Luis Obispo	13,878,239	12,017,271	25,895,510
SAN MATEO COUNTY			
ATHERTON	185,263	151,406	336,668
BELMONT	729,789	609,982	1,339,770
BRISBANE	129,862	105,253	235,115
BURLINGAME	809,753	677,823	1,487,576
COLMA	43,047	31,600	74,647
DALY CITY	2,695,625	2,274,381	4,970,005
EAST PALO ALTO	778,821	651,580	1,430,400
FOSTER CITY	872,232	730,829	1,603,060
HALF MOON BAY	308,305	254,945	563,251
HILLSBOROUGH	298,642	246,747	545,389
MENLO PARK	883,991	740,805	1,624,796
MILLBRAE	606,158	505,943	1,112,101
PACIFICA	999,668	838,944	1,838,613
PORTOLA VALLEY	119,279	96,274	215,553
REDWOOD CITY	2,146,412	1,810,556	3,956,968
SAN BRUNO	1,136,001	954,608	2,090,609
SAN CARLOS	796,843	666,870	1,463,713
SAN MATEO	2,718,223	2,293,553	5,011,776
SOUTH SAN FRANCISCO	1,706,659	1,437,475	3,144,134
WOODSIDE	142,520	115,143	257,662
County of San Mateo	15,376,839	11,354,152	26,730,991
Total Cities & County: San Mateo	33,483,933	26,548,867	60,032,800

	2023-24		
	Hwy Users Tax Account	Road Mntnc Rehab Acct	TOTAL
ARROYO GRANDE	539,190	453,246	992,436
ATASCADERO	901,225	760,914	1,662,138
EL PASO DE ROBLES	918,032	775,276	1,693,308
GROVER BEACH	376,773	315,307	692,080
MORRO BAY	312,988	260,799	573,786
PISMO BEACH	239,610	198,948	438,559
SAN LUIS OBISPO	1,389,293	1,177,994	2,567,287
County of San Luis Obispo	10,737,735	9,754,794	20,492,529
Total Cities & County: San Luis Obispo	15,414,846	13,697,276	29,112,122
ATHERTON	205,082	172,572	377,653
BELMONT	809,635	695,257	1,504,892
BRISBANE	143,640	119,967	263,607
BURLINGAME	898,480	772,582	1,671,061
COLMA	47,183	36,017	83,201
DALY CITY	2,993,340	2,592,337	5,585,677
EAST PALO ALTO	864,112	742,670	1,606,782
FOSTER CITY	967,897	832,998	1,800,895
HALF MOON BAY	341,678	290,586	632,264
HILLSBOROUGH	330,941	281,242	612,183
MENLO PARK	980,962	844,369	1,825,331
MILLBRAE	672,386	576,674	1,249,059
PACIFICA	1,109,486	956,228	2,065,714
PORTOLA VALLEY	131,881	109,733	241,614
REDWOOD CITY	2,383,413	2,063,670	4,447,083
SAN BRUNO	1,260,959	1,088,061	2,349,020
SAN CARLOS	884,136	760,098	1,644,234
SAN MATEO	3,018,448	2,614,190	5,632,638
SOUTH SAN FRANCISCO	1,894,824	1,638,433	3,533,257
WOODSIDE	157,592	131,240	288,831
County of San Mateo	17,054,136	12,941,453	29,995,589
Total Cities & County: San Mateo	37,150,209	30,260,378	67,410,587

Local Streets and Roads - Projected Revenues

Estimated January 2023

	2022-23			2023-24		
	Hwy Users Tax Account	Road Mntnc Rehab Acct	TOTAL	Hwy Users Tax Account	Road Mntnc Rehab Acct	TOTAL
SANTA BARBARA COUNTY						
BUELLTON	135,077	111,694	246,771	149,396	127,309	276,706
CARPINTERIA	335,467	285,309	620,776	372,044	325,195	697,239
GOLETA	825,172	709,097	1,534,269	916,080	808,228	1,724,308
GUADALUPE	219,615	185,304	404,920	243,372	211,210	454,581
LOMPOC	1,116,573	962,828	2,079,401	1,240,009	1,097,430	2,337,439
SANTA BARBARA	2,191,167	1,897,200	4,088,367	2,434,390	2,162,428	4,596,818
SANTA MARIA	2,752,456	2,383,754	5,136,211	3,058,057	2,717,001	5,775,059
SOLVANG	151,766	126,226	277,991	167,948	143,872	311,820
County of Santa Barbara	11,012,594	8,633,282	19,645,876	12,218,493	9,840,208	22,058,701
Total Cities & County: Santa Barbara	18,739,888	15,294,694	34,034,582	20,799,789	17,432,881	38,232,670
SANTA CLARA COUNTY						
CAMPBELL	1,123,312	951,810	2,075,122	1,247,065	1,084,872	2,331,938
CUPERTINO	1,547,422	1,313,375	2,860,797	1,718,186	1,496,983	3,215,170
GILROY	1,532,669	1,300,752	2,833,421	1,701,791	1,482,596	3,184,388
LOS ALTOS	813,560	686,801	1,500,361	902,857	782,816	1,685,673
LOS ALTOS HILLS	222,351	184,415	406,767	246,329	210,196	456,525
LOS GATOS	861,700	727,987	1,589,687	956,352	829,760	1,786,111
MILPITAS	2,091,358	1,778,739	3,870,098	2,322,628	2,027,406	4,350,034
MONTE SERENO	94,246	75,670	169,917	104,085	86,249	190,334
MORGAN HILL	1,188,335	1,007,440	2,195,775	1,319,321	1,148,280	2,467,601
MOUNTAIN VIEW	2,138,256	1,818,862	3,957,118	2,374,743	2,073,138	4,447,881
PALO ALTO	1,748,778	1,485,644	3,234,422	1,941,940	1,693,336	3,635,276
SAN JOSE	25,776,032	22,031,477	47,807,509	28,640,545	25,111,461	53,752,005
SANTA CLARA	3,313,525	2,822,225	6,135,750	3,680,468	3,216,770	6,897,239
SARATOGA	801,823	676,760	1,478,583	889,814	771,370	1,661,185
SUNNYVALE	3,975,338	3,388,440	7,363,779	4,415,900	3,862,142	8,278,042
County of Santa Clara	35,634,254	26,485,154	62,119,408	39,531,466	30,187,759	69,719,225
Total Cities & County: Santa Clara	82,862,959	66,735,554	149,598,513	91,993,492	76,065,134	168,058,626

Local Streets and Roads - Projected Revenues

Estimated January 2023

	2022-23		
	Hwy Users Tax Account	Road Mntnc Rehab Acct	TOTAL
SANTA CRUZ COUNTY			
CAPITOLA	255,758	213,694	469,452
SANTA CRUZ	1,641,304	1,403,901	3,045,205
SCOTTS VALLEY	317,037	266,505	583,542
WATSONVILLE	1,315,282	1,122,930	2,438,212
County of Santa Cruz	7,240,626	5,620,808	12,861,434
Total Cities & County: Santa Cruz	10,770,007	8,627,839	19,397,846
SHASTA COUNTY			
ANDERSON	302,428	242,127	544,555
REDDING	2,488,714	2,035,138	4,523,852
SHASTA LAKE	280,576	224,170	504,746
County of Shasta	7,246,527	6,605,795	13,852,322
Total Cities & County: Shasta	10,318,245	9,107,230	19,425,474
SIERRA COUNTY			
LOYALTON	39,638	16,006	55,644
County of Sierra	1,233,596	1,173,323	2,406,919
Total City & County: Sierra	1,273,234	1,189,329	2,462,563
SISKIYOU COUNTY			
DORRIS	28,338	18,630	46,968
DUNSMUIR	76,393	36,978	113,371
ETNA	23,746	14,835	38,581
FORT JONES	24,009	15,052	39,060
MONTAGUE	38,072	26,677	64,748
MOUNT SHASTA	159,350	70,357	229,706
TULELAKE	29,440	19,541	48,981
WEED	81,941	62,939	144,880
YREKA	211,619	168,756	380,375
County of Siskiyou	4,865,635	4,766,241	9,631,876
Total Cities & County: Siskiyou	5,538,541	5,200,006	10,738,547

	2023-24		
	Hwy Users Tax Account	Road Mntnc Rehab Acct	TOTAL
SANTA CRUZ COUNTY			
CAPITOLA	283,380	243,569	526,949
SANTA CRUZ	1,822,774	1,600,166	3,422,939
SCOTTS VALLEY	351,485	303,762	655,248
WATSONVILLE	1,460,433	1,279,915	2,740,348
County of Santa Cruz	8,025,755	6,406,593	14,432,348
Total Cities & County: Santa Cruz	11,943,827	9,834,005	21,777,832
SHASTA COUNTY			
ANDERSON	334,946	275,977	610,922
REDDING	2,762,034	2,319,648	5,081,682
SHASTA LAKE	310,682	255,508	566,191
County of Shasta	8,040,411	7,529,280	15,569,691
Total Cities & County: Shasta	11,448,073	10,380,413	21,828,486
SIERRA COUNTY			
LOYALTON	41,619	18,244	59,862
County of Sierra	1,336,502	1,337,353	2,673,855
Total City & County: Sierra	1,378,121	1,355,597	2,733,717
SISKIYOU COUNTY			
DORRIS	30,828	21,235	52,063
DUNSMUIR	81,335	42,148	123,483
ETNA	25,729	16,909	42,638
FORT JONES	26,021	17,156	43,176
MONTAGUE	41,638	30,406	72,044
MOUNT SHASTA	168,754	80,192	248,947
TULELAKE	32,052	22,273	54,325
WEED	90,354	71,738	162,092
YREKA	234,176	192,348	426,524
County of Siskiyou	5,346,129	5,432,557	10,778,686
Total Cities & County: Siskiyou	6,077,016	5,926,962	12,003,978

Local Streets and Roads - Projected Revenues

Estimated January 2023

	2022-23			2023-24		
	Hwy Users Tax Account	Road Mntnc Rehab Acct	TOTAL	Hwy Users Tax Account	Road Mntnc Rehab Acct	TOTAL
SOLANO COUNTY						
BENICIA	704,888	587,469	1,292,357	781,933	669,597	1,451,530
DIXON	497,790	413,877	911,667	552,069	471,736	1,023,805
FAIRFIELD	3,102,692	2,613,563	5,716,255	3,445,454	2,978,937	6,424,391
RIO VISTA	262,788	216,666	479,453	291,203	246,955	538,158
SUISUN CITY	765,694	638,936	1,404,630	849,489	728,258	1,577,747
VACAVILLE	2,633,520	2,218,577	4,852,097	2,924,481	2,528,732	5,453,213
VALLEJO	3,238,117	2,728,185	5,966,302	3,595,911	3,109,583	6,705,495
County of Solano	10,232,497	8,254,377	18,486,874	11,364,922	9,408,332	20,773,254
Total Cities & County: Solano	21,437,985	17,671,649	39,109,634	23,805,463	20,142,131	43,947,594
SONOMA COUNTY						
CLOVERDALE	237,334	195,346	432,680	262,930	222,655	485,585
COTATI	200,810	164,397	365,207	222,350	187,379	409,730
HEALDSBURG	297,177	245,207	542,384	329,306	279,487	608,793
PETALUMA	1,543,289	1,297,304	2,840,593	1,713,271	1,478,666	3,191,936
ROHNERT PARK	1,138,592	955,649	2,094,240	1,263,807	1,089,248	2,353,055
SANTA ROSA	4,571,218	3,860,940	8,432,158	5,077,104	4,400,697	9,477,801
SEBASTOPOL	199,325	163,139	362,464	220,701	185,946	406,647
SONOMA	283,688	233,778	517,466	314,319	266,459	580,779
WINDSOR	681,670	568,470	1,250,140	756,155	647,942	1,404,097
County of Sonoma	14,472,480	11,957,975	26,430,455	16,067,885	13,629,691	29,697,576
Total Cities & County: Sonoma	23,625,583	19,642,205	43,267,788	26,227,827	22,388,170	48,615,998
STANISLAUS COUNTY						
CERES	1,250,979	1,062,680	2,313,659	1,388,976	1,211,242	2,600,218
HUGHSON	196,504	162,553	359,058	217,613	185,278	402,891
MODESTO	5,558,499	4,750,267	10,308,765	6,175,357	5,414,350	11,589,707
NEWMAN	320,540	267,980	588,520	355,340	305,443	660,783
OAKDALE	596,428	502,668	1,099,097	661,704	572,941	1,234,645
PATTERSON	626,624	528,542	1,155,167	695,260	602,432	1,297,692
RIVERBANK	638,736	538,064	1,176,799	708,607	613,284	1,321,892
TURLOCK	1,836,829	1,563,397	3,400,226	2,039,848	1,781,958	3,821,807
WATERFORD	237,103	197,341	434,444	262,729	224,929	487,659
County of Stanislaus	14,461,343	12,339,375	26,800,718	16,068,513	14,064,410	30,132,923
Total Cities & County: Stanislaus	25,723,586	21,912,867	47,636,453	28,573,947	24,976,269	53,550,216

Local Streets and Roads - Projected Revenues

Estimated January 2023

	2022-23			2023-24		
	Hwy Users Tax Account	Road Mntnc Rehab Acct	TOTAL	Hwy Users Tax Account	Road Mntnc Rehab Acct	TOTAL
SUTTER COUNTY						
LIVE OAK	243,842	203,739	447,582	270,234	232,222	502,456
YUBA CITY	1,783,203	1,522,102	3,305,305	1,980,375	1,734,891	3,715,266
County of Sutter	3,883,180	3,792,594	7,675,774	4,324,048	4,322,796	8,646,844
Total Cities & County: Sutter	5,910,225	5,518,436	11,428,661	6,574,657	6,289,909	12,864,566
TEHAMA COUNTY						
CORNING	213,539	178,516	392,055	236,579	203,472	440,051
RED BLUFF	380,111	321,485	701,596	421,602	366,428	788,031
TEHAMA	16,726	9,434	26,160	17,944	10,753	28,697
County of Tehama	4,007,719	4,188,483	8,196,202	4,394,943	4,774,030	9,168,973
Total Cities & County: Tehama	4,618,095	4,697,918	9,316,013	5,071,068	5,354,684	10,425,751
TRINITY COUNTY						
County of Trinity	2,222,099	2,201,569	4,423,668	2,411,478	2,509,346	4,920,824
TULARE COUNTY						
DINUBA	640,981	544,960	1,185,941	711,231	621,145	1,332,376
EXETER	267,477	224,560	492,037	296,424	255,953	552,377
FARMERSVILLE	268,229	225,211	493,440	297,260	256,695	553,955
LINDSAY	326,239	275,376	601,614	361,737	313,873	675,610
PORTERVILLE	1,583,577	1,358,790	2,942,367	1,758,735	1,548,748	3,307,483
TULARE	1,754,395	1,506,508	3,260,904	1,948,596	1,717,117	3,665,713
VISALIA	3,578,419	3,081,704	6,660,122	3,975,674	3,512,523	7,488,197
WOODLAKE	198,611	165,872	364,482	219,993	189,060	409,053
County of Tulare	15,188,811	14,851,397	30,040,208	16,915,012	16,927,611	33,842,623
Total Cities & County: Tulare	23,806,738	22,234,377	46,041,115	26,484,661	25,342,726	51,827,387
TUOLUMNE COUNTY						
SONORA	146,300	112,757	259,057	161,737	128,521	290,257
County of Tuolumne	3,272,621	2,910,555	6,183,176	3,612,777	3,317,449	6,930,226
Total City & County: Tuolumne	3,418,921	3,023,312	6,442,233	3,774,514	3,445,970	7,220,483

Local Streets and Roads - Projected Revenues

Estimated January 2023

	2022-23			2023-24		
	Hwy Users Tax Account	Road Mntnc Rehab Acct	TOTAL	Hwy Users Tax Account	Road Mntnc Rehab Acct	TOTAL
VENTURA COUNTY						
CAMARILLO	1,824,622	1,534,551	3,359,174	2,025,810	1,749,080	3,774,890
FILLMORE	430,638	357,184	787,821	477,466	407,118	884,584
MOORPARK	938,310	785,353	1,723,663	1,041,274	895,145	1,936,419
OJAI	202,876	166,023	368,899	224,642	189,233	413,876
OXNARD	5,179,848	4,373,412	9,553,260	5,753,225	4,984,811	10,738,036
PORT HUENEME	578,330	481,392	1,059,722	641,443	548,690	1,190,133
SAN BUENAVENTURA	2,833,960	2,387,073	5,221,032	3,146,917	2,720,784	5,867,701
SANTA PAULA	802,069	669,993	1,472,062	889,909	763,658	1,653,566
SIMI VALLEY	3,246,038	2,735,993	5,982,031	3,604,741	3,118,483	6,723,224
THOUSAND OAKS	3,258,000	2,746,121	6,004,122	3,618,031	3,130,027	6,748,058
County of Ventura	19,031,325	14,006,916	33,038,241	21,104,695	15,965,072	37,069,767
Total Cities & County: Ventura	38,326,017	30,244,011	68,570,028	42,528,153	34,472,101	77,000,254
YOLO COUNTY						
DAVIS	1,671,563	1,406,894	3,078,457	1,855,809	1,603,577	3,459,386
WEST SACRAMENTO	1,363,800	1,145,941	2,509,742	1,513,872	1,306,143	2,820,015
WINTERS	196,645	160,970	357,615	217,725	183,474	401,199
WOODLAND	1,550,524	1,304,266	2,854,790	1,721,330	1,486,601	3,207,931
County of Yolo	5,749,346	5,194,503	10,943,849	6,393,730	5,920,691	12,314,421
Total Cities & County: Yolo	10,531,878	9,212,575	19,744,452	11,702,467	10,500,486	22,202,953
YUBA COUNTY						
MARYSVILLE	334,404	286,046	620,450	370,905	326,035	696,941
WHEATLAND	97,920	80,680	178,600	108,215	91,959	200,174
County of Yuba	3,142,134	3,002,539	6,144,673	3,488,396	3,422,292	6,910,688
Total Cities & County: Yuba	3,574,458	3,369,265	6,943,724	3,967,517	3,840,287	7,807,803
Statewide Total	\$ 1,602,462,999	\$ 1,332,475,000	\$ 2,934,937,999	\$ 1,747,165,200	\$ 1,435,158,000	\$ 3,182,323,200



ITEM NO. 5

STAFF REPORT

TO: Honorable Mayor and Members of the City Council

FROM: Nicole Dailey, City Manager

BY: Kayla Malin, Accountant and Human Resources Specialist

DATE: June 14, 2023

SUBJECT: Adopt a Resolution Authorizing Healthcare Benefits for City Council Members

Recommendation

Adopt Resolution No. 2023-19 authorizing healthcare benefits for City Council Members.

Background/Discussion

In April of 2021, the City Council adopted Resolution No. 2021-20 Adopting the “Employee Handbook and Personnel Policy Manual” (Manual), which became effective July 1, 2021. As part of the adopted Manual, City Council became eligible to receive healthcare benefits through CalPERS.

On February 8, 2023, the City Council adopted Resolution No. 2023-06 Adopting “Healthcare Benefits for City Council Members and Approving a Budget Adjustment for City Council Members Health, Dental and Vision Care Insurance Costs.”

After adoption of the resolution, CalPERS informed the City that they needed a specific resolution, prepared by CalPERS, to move forward with the enrollment process for City Council benefits. Therefore, staff is recommending that the City Council approve the CalPERS resolution.

Fiscal Impact

No new fiscal impact associated with the adoption of this resolution.

Attachments

1. Resolution No. 2023-19

ATTACHMENT 1

Health Resolution Template Packet

Contract vs. Resolution

The CalPERS Health Program is governed by the Public Employees Medical and Hospital Care Act (PEMHCA), and the California Code of Regulations (CCR), of the California Public Employees Retirement Law (PERL). PEMHCA contains all the rules and regulations that a contracting agency must adhere to. We define PEMHCA as the actual *health contract*, and the *resolution* as the method by which an agency elects to become subject to PEMHCA.

Resolution Type (Enclosed)

New Resolution	Purpose
Format: <input type="checkbox"/> All, Equal <input type="checkbox"/> All, Unequal <input checked="" type="checkbox"/> By Group, Equal <input type="checkbox"/> By Group, Unequal	An agency must file a <i>new resolution</i> to elect to be subject to PEMHCA, establish participation for the whole agency or by recognized employee group(s), and designate the monthly employer health contribution. If an agency submits a signed and adopted resolution to CalPERS on or before the 10 th of any month, coverage can be effective on the first of the following month.

Instructions

- The enclosed resolution should be completed by filling in the editable fields with the information requested in the field tab. Contracting agencies may not add, edit, or remove language in the enclosed resolution, other than the editable fields. CalPERS may reject resolutions that are submitted with additional changes.
- The certification shown following the resolution is to be completed by those individuals authorized to sign for the contracting agency in legal actions and is to include the name of the governing body (i.e. Board of Directors, Board of Trustees, etc.), and the location and the date of signing.
- **This resolution serves as a legally binding document, and we require the original resolution, certified copy with original signatures, or a copy of the resolution with the agency's raised seal.** Please complete and include the enclosed cover sheet when mailing the resolution.

Questions or Additional Information

The Health Resolutions & Compliance Unit is responsible for authoring and maintaining this document. The unit can be contacted directly at HealthContracts@calpers.ca.gov.

**Please staple on top of your health resolution(s) or cover letter.
This will ensure that the CalPERS mailroom expedites delivery to our office.
Mail packet to either:**

Overnight Mail Service

California Public Employees' Retirement System
Health Resolutions & Compliance Services, HAMD
400 Q Street
Sacramento, CA 95811

Regular Mail

California Public Employees' Retirement System
Health Resolutions & Compliance Services, HAMD
PO BOX 942714
Sacramento, CA 94229-2714

HEALTH RESOLUTION

CalPERS ID #	3813045770
Agency Name	City of Canyon Lake
Desired Effective Date	August 1, 2023

RESOLUTION NO. 2023-19
ELECTING TO BE SUBJECT TO THE PUBLIC EMPLOYEES’ MEDICAL AND HOSPITAL CARE ACT
AT AN EQUAL AMOUNT FOR EMPLOYEES AND ANNUITANTS
WITH RESPECT TO A RECOGNIZED EMPLOYEE ORGANIZATION

WHEREAS, (1) A contracting agency meeting the eligibility requirements set forth in Government Code Section 22920, may obtain health benefit plan(s), as defined under Government Code Section 22777, by submitting a resolution to the Board of Administration of the California Public Employees’ Retirement System (the “Board”), and upon approval of such resolution by the Board, become subject to the Public Employees' Medical and Hospital Care Act (the “Act”); and

WHEREAS, (2) City of Canyon Lake is a contracting agency eligible to be subject to the Act under Government Code Section 22920; and

WHEREAS, (3) Government Code Section 22892(a) provides that a contracting agency subject to the Act shall fix the amount of the employer contribution by resolution; and

WHEREAS, (4) Government Code Section 22892(b) provides that the employer contribution shall be an equal amount for both employees and annuitants, but may not be less than the amount prescribed by Section 22892(b) of the Act; and

WHEREAS, (5) City of Canyon Lake desires to obtain for its employees and annuitants who are members of Non-PERS City Council the benefit of the Act and to accept the liabilities and obligations of an employer under the Act; now, therefore, be it

RESOLVED, (a) City of Canyon Lake elects to be subject to the provisions of the Act; and be it further

RESOLVED, (b) That the employer contribution for each employee or annuitant shall be the amount necessary to pay the full cost of his/her enrollment, including the enrollment of family members, in a health benefits plan up to a maximum of the PEMHCA Minimum per month, plus administrative fees and Contingency Reserve Fund assessments; and be it further

RESOLVED, (c) City of Canyon Lake has fully complied with any and all applicable provisions of Government Code Section 7507 in electing the benefits set forth above; and be it further

RESOLVED, (d) That the participation of the employees and annuitants of City of Canyon Lake shall be subject to determination of its status as an “agency or instrumentality of the state or political subdivision of a State” that is eligible to participate in a governmental plan within the meaning of Section 414(d) of the Internal Revenue Code, upon publication of final Regulations pursuant to such Section. If it is determined that City of Canyon Lake would not qualify as an agency or instrumentality of the state or political subdivision of a State under

such final Regulations, CalPERS may be obligated, and reserves the right to terminate the health coverage of all participants of the employer; and be it further

RESOLVED, (e) That the executive body appoint and direct, and it does hereby appoint and direct, Position Title or Name of Person to file with the Board a verified copy of this resolution, and to perform on behalf of City of Canyon Lake all functions required of it under the Act; and be it further

RESOLVED, (f) That coverage under the Act be effective on August 1, 2023.

Adopted at a regular meeting of the Canyon Lake City Council at Canyon Lake, CA, this 14th day of June, 2023.

Signed: _____
Jeremy Smith, Mayor

Attest: _____
Sheryl Garcia, City Clerk



STAFF REPORT

TO: Honorable Mayor and Members of the City Council

FROM: Nicole Dailey, City Manager

BY: Jeff LaTendresse, Fire Chief

DATE: June 14, 2023

SUBJECT: Adopt a Resolution Identifying the Terms and Conditions for the Canyon Lake Fire Department Response Away From Their Official Duty Station and Assigned to an Emergency Incident

Recommendation

Adopt Resolution No. 2023-20 identifying the terms and conditions for compensation to Canyon Lake Fire Department employees while away from their official duty station and assigned to an emergency incident.

Background

The California Office of Emergency Services (Cal OES) administers the Mutual Aid Reimbursement System (MARS) for fire agencies throughout the State when resources respond to major incidents. Not all mutual aid is eligible for reimbursement, but on those incidents that are, the responding agency needs to have an agreement with Cal OES to ensure fair and appropriate reimbursement for the cost of personnel, workers compensation costs, and vehicle use. Reimbursement is usually possible on lands owned or managed by the U.S. Forest Service, the Department of Interior, Bureau of Land Management, National Park Service, Bureau of Indian Affairs, or State-owned land.

Last month, the Canyon Lake Fire Department responded to a vegetation fire in the unincorporated area of Mecca on land under Bureau of Indian Affairs management. The Fire Department and City are entitled to recover the cost of personnel and equipment used for this incident and similar incident in the future.

To do so, the City of Canyon Lake must adopt the attached resolution, which ensures fair and appropriate reimbursement. This agreement sets the hourly rate of reimbursement for members that respond to eligible incidents outside the City and includes costs incurred during the response and returning to our City (portal to portal). The City will be responsible for updating the rate schedule with Cal OES for all members when salaries change.

Fiscal Impact

None. The City will have to pay the costs to members that respond to incidents and will be reimbursed for personnel costs, apparatus, workers' compensation, and an administrative fee of at least 10%.

Attachments

1. Resolution No. 2023-20

ATTACHMENT 1

RESOLUTION NO. 2023-20

A RESOLUTION OF THE CITY COUNCIL OF THE CITY OF CANYON LAKE, CALIFORNIA, IDENTIFYING THE TERMS AND CONDITIONS FOR THE CANYON LAKE FIRE DEPARTMENT RESPONSE AWAY FROM THEIR OFFICIAL DUTY STATION AND ASSIGNED TO AN EMERGENCY INCIDENT

WHEREAS, the Canyon Lake Fire Department is a public agency located in the County of Riverside, State of California; and

WHEREAS, it is the Canyon Lake Fire Department’s desire to provide fair and legal payments to all of its employees for time worked; and

WHEREAS, the Canyon Lake Fire Department has in its employ, Fire Department response personnel which include: Fire Chief, Battalion Chief, Fire Captain, Fire Captain/Paramedic, Fire Engineer, Fire Engineer/Paramedic, and Firefighter/Paramedic; and

WHEREAS, the Canyon Lake Fire Department will compensate its employees portal to portal while in the course of their employment and away from their official duty station and assigned to an emergency incident, in support of an emergency incident, or pre-positioned for emergency response; and

WHEREAS, the Canyon Lake Fire Department will compensate its employees overtime in accordance with the Fair Labor Standards Act (FLSA) while in the course of their employment and away from their official duty station and assigned to an emergency incident, in support of an emergency incident, or pre-positioned for emergency response.

NOW THEREFORE, THE CITY COUNCIL OF THE CITY OF CANYON LAKE DOES HEREBY RESOLVE AS FOLLOWS:

- Section 1.** The foregoing recitals are true and correct.
- Section 2.** Personnel shall be compensated according to the Canyon Lake Fire Department Policy Manual and/or other directive that identifies personnel compensation in the workplace.
- Section 3.** In the event a personnel classification does not have an assigned compensation rate, a “Base Rate” as set forth in an organizational policy, administrative directive, or similar document will be used to compensate such personnel.
- Section 4.** The Canyon Lake Fire Department will maintain a current salary survey or acknowledgement of acceptance of the “base rate” on file with the California Governor’s Office of Emergency Services, Fire Rescue Division.

Section 5. Personnel will be compensated (portal to portal) beginning at the time of dispatch to the return to jurisdiction when equipment and personnel are in service and available for agency response.

Section 6. Canyon Lake Fire Department personnel include: Fire Chief, Battalion Chief, Fire Captain, Fire Captain/Paramedic, Fire Engineer, Fire Engineer/Paramedic, and Firefighter/Paramedic.

PASSED, APPROVED, AND ADOPTED on this 14th day of June, 2023.

Jeremy Smith, Mayor

ATTEST:

Sheryl Garcia, MMC, CPM
City Clerk



STAFF REPORT

TO: Honorable Mayor and Members of the City Council

FROM: Nicole Dailey, City Manager

BY: Terry Shea, Finance Director

DATE: June 14, 2023

SUBJECT: Approval of an Agreement with Public Agency Retirement Services (PARS) for a Section 115 Trust – OPEB Prefunding Program

Recommendation

(1) Approve and authorize the City Manager to execute an Agreement with Public Agency Retirement Services (PARS) for a Public Agencies Post-Employment Benefits Trust for the purpose of pre-funding Other Post-Employment Benefits (OPEB) obligations and retaining PARS as the Trust Administrator; and (2) adopt Resolution 2023-21 approving the Public Agencies Post Employment Benefits Trust administered by PARS.

Background

The City of Canyon Lake provides certain medical benefits to eligible retirees. To be eligible to receive the benefits, retirees must have retired directly from the City with a service or disability retirement. Such benefits are commonly referred to as Other Post-Employment Benefits (“OPEB”).

At present, public agencies have two options for covering OPEB costs. One option is known as “pay-as-you-go,” where the employer makes the required insurance premium payments for its retirees as they are due using the current year’s operating budget. This is the City’s method of payment. The other option is “pre-funding,” where funds are set aside in a dedicated trust account. Establishing and funding an OPEB trust ensures that an employer can meet its future obligations while leveraging higher yields to decrease the amount to be paid by the City’s General Fund.

The Government Accounting Standards Board (GASB 75) requires agencies to account for and disclose their OPEB costs for all active and retired employees. As of the most recent valuation (June 2022) the City's Net OPEB Liability is \$437,121 for benefits already earned. Without a plan to address the City's OPEB Liability, this amount will continue to grow before eventually declining.

A Section 115 Trust is a tax-exempt investment tool for cities to prefund essential government expenses (i.e., retirement plan benefits). Since these trust assets are designated for essential government expenses, they are exempt from state-mandated investment restrictions placed on the City's internally managed portfolio. As a result, the City can earn a long-term rate of return greater than what it would attain through its investment pool.

Funds placed in a Section 115 Trust can remain in the Trust until the City chooses to draw down its assets to pay annual benefit obligations. To remain tax-exempt, assets held in a Section 115 Trust are designated as irrevocable, meaning they must be used to fund the City's OPEB obligations. Therefore, withdrawals from the trust may be made to reimburse the City for current and/or previous year's payments or to pay for OPEB costs directly.

Discussion

Recognizing the benefits of establishing a Section 115 Trust, staff recommends the City establishes its own Section 115 Trust. PARS is a retirement services provider that has thirty-nine years of business experience and is a recognized leader for public employee benefit services. PARS currently provides the City's retirement plan for the Fire Department, and they offer a Section 115 Trust – OPEB Prefunding Program. PARS currently has 387 members participating in its OPEB and Pension Rate Stabilization Program, the most of any known provider. PARS's clients are comprised of cities (158), counties (36), special districts (112) education districts (3) and school districts (78).

PARS offers investment services through HighMark Capital, an investment management firm which offers five diversified portfolios for PARS clients with long-term, mid-term and short-term investment horizons. HighMark's Moderate portfolio has a 5-year average gross return of 3.55%, and a 10-year average gross return of 5.46%. PARS is partnered with U.S. Bank, the trustee and plan fiduciary responsible of safeguarding member assets. Under the terms of the trust, U.S. Bank provides legal oversight and holds member assets in trust which protects assets from creditors.

PARS' fee structure is tiered and calculated as percentage of trust assets – the fee structure is arranged so that fees decline as assets increase. However, based on the City's circumstances our annual fees will be 0.60% of assets. Fees are deducted from the trust assets monthly and itemized for services provided by the Trust Administrator (PARS), the Discretionary Trustee (U.S. Bank) and the Investment Manager (HighMark Capital).

PARS is one of only two firms to have received a favorable Private Letter Ruling from the IRS for its Pension Rate Stabilization Program, establishing that their trust can be operated on a tax-exempt basis.

Expected benefits offered by the PARS OPEB plan include:

- Contributions placed in an exclusive benefit trust to address the City's short- and long-term OPEB Liability.
- Investment flexibility with Section 115 Trust compared to restrictions on general fund investments (Govt. Code 53216).
- Increased risk diversification of plan assets through different asset management.

- Investments can be tailored to the City's unique demographics.
- Increased flexibility with the use of trust assets (i.e., trust assets can be accessed at any time as long as the assets are used to fund the City's OPEB obligations).
- Potential for positive rating agency and investor consideration.

Fiscal Impact

An initial funding amount of \$50,000 will be made from General Fund Reserves. This amount will be recorded as Restricted Cash & Investments OPEB Trust on the City's general ledger. There are no fees to establish the Trust. The fees to administer the Trust are 0.25% of the assets and 0.35% for Investment Management Fees for an annual total of 0.60% of the value of the assets. The Fee Structure is attached. The Fees on the \$50,000 would be approximately \$300 per year.

Attachments

1. Resolution No. 2023-21
2. Agreement for Administrative Services
3. PARS 115 Trust – OPEB Prefunding Program Presentation

ATTACHMENT 1

RESOLUTION NO. 2023-21

A RESOLUTION OF THE CITY COUNCIL OF THE CITY OF CANYON LAKE, CALIFORNIA, APPROVING THE ADOPTION OF THE PUBLIC AGENCIES POST EMPLOYMENT BENEFITS TRUST ADMINISTERED BY PUBLIC AGENCY RETIREMENT SERVICES (PARS)

WHEREAS, PARS has made available the PARS Public Agencies Post-Employment Benefits Trust (the “Program”) for the purpose of pre-funding pension obligations and/or OPEB obligations; and

WHEREAS, the City of Canyon Lake (“City”) is eligible to participate in the Program, a tax-exempt trust performing an essential governmental function within the meaning of Section 115 of the Internal Revenue Code, as amended, and the Regulations issued there under, and is a tax-exempt trust under the relevant statutory provisions of the State of California; and

WHEREAS, the City’s adoption and operation of the Program has no effect on any current or former employee’s entitlement to post-employment benefits; and

WHEREAS, the terms and conditions of post-employment benefit entitlement, if any, are governed by contracts separate from and independent of the Program; and

WHEREAS, the City’s funding of the Program does not, and is not intended to, create any new vested right to any benefit nor strengthen any existing vested right; and

WHEREAS, the City reserves the right to make contributions, if any, to the Program.

NOW, THEREFORE, THE CITY COUNCIL OF THE CITY OF CANYON LAKE RESOLVES AND ORDERS AS FOLLOWS:

Section 1. The foregoing recitals are true and correct.

Section 2. The City Council hereby adopts the PARS Public Agencies Post-Employment Benefits Trust, effective July 1, 2023.

Section 3. The City Council hereby appoints the City Manager, or his/her successor or his/her designee as the City’s Plan Administrator for the Program.

Section 4. The City’s Plan Administrator is hereby authorized to execute the PARS legal and administrative documents on behalf of the City and to take whatever additional actions are necessary to maintain the City’s participation in the Program and to maintain compliance of any relevant regulation issued or as may be issued; therefore, authorizing him/her to take whatever additional actions are required to administer the City’s Program.

PASSED, APPROVED AND ADOPTED this 14th day of June 2023.

Jeremy Smith, Mayor

ATTEST:

Sheryl L. Garcia, MMC, CPM
City Clerk

ATTACHMENT 2

AGREEMENT FOR ADMINISTRATIVE SERVICES

This agreement (“Agreement”) is made this ____ day of _____, 2023, between Phase II Systems, a corporation organized and existing under the laws of the State of California, doing business as Public Agency Retirement Services and PARS (hereinafter “PARS”) and the [Agency Name] (“Agency”).

WHEREAS, the Agency has adopted the PARS Public Agencies Post-Employment Benefits Trust for the purpose of pre-funding pension obligations and/or Other Post-Employment Benefits (“OPEB”) obligations (“Plan”) and is desirous of retaining PARS as Trust Administrator to the Trust, to provide administrative services.

NOW THEREFORE, the parties agree:

1. **Services.** PARS will provide the services pertaining to the Plan as described in the exhibit attached hereto as “Exhibit 1A” (“Services”) in a timely manner, subject to the further provisions of this Agreement.
2. **Fees for Services.** PARS will be compensated for performance of the Services as described in the exhibit attached hereto as “Exhibit 1B”.
3. **Payment Terms.** Payment for the Services will be remitted directly from Plan assets unless the Agency chooses to make payment directly to PARS. In the event that the Agency chooses to make payment directly to PARS, it shall be the responsibility of the Agency to remit payment directly to PARS based upon an invoice prepared by PARS and delivered to the Agency. If payment is not received by PARS within thirty (30) days of the invoice delivery date, the balance due shall bear interest at the rate of 1.5% per month. If payment is not received from the Agency within sixty (60) days of the invoice delivery date, payment plus accrued interest will be remitted directly from Plan assets, unless PARS has previously received written communication disputing the subject invoice that is signed by a duly authorized representative of the Agency.
4. **Fees for Services Beyond Scope.** Fees for services beyond those specified in this Agreement will be billed to the Agency at the rates indicated in the PARS’ standard fee schedule in effect at the time the services are provided and shall be payable as described in Section 3 of this Agreement. Before any such services are performed, PARS will provide the Agency with a detailed description of the services, terms, and applicable rates for such services. Such services, terms, and applicable rates shall be agreed upon in writing and executed by both parties.
5. **Information Furnished to PARS.** PARS will provide the Services contingent upon the Agency providing PARS the information specified in the exhibit attached hereto as “Exhibit 1C” (“Data”). It shall be the responsibility of the Agency to certify the accuracy, content, and completeness of the Data so that PARS may rely on such information without further audit. It shall further be the responsibility of the Agency to deliver the Data to PARS in such a manner that allows for a reasonable amount of time for the Services to be performed. Unless specified in Exhibit 1A, PARS shall be under no duty to question Data received from the Agency, to compute contributions made to the

Plan, to determine or inquire whether contributions are adequate to meet and discharge liabilities under the Plan, or to determine or inquire whether contributions made to the Plan are in compliance with the Plan or applicable law. In addition, PARS shall not be liable for nonperformance of Services to the extent such nonperformance is caused by or results from erroneous and/or late delivery of Data from the Agency. In the event that the Agency fails to provide Data in a complete, accurate and timely manner and pursuant to the specifications in Exhibit 1C, PARS reserves the right, notwithstanding the further provisions of this Agreement, to terminate this Agreement upon no less than ninety (90) days written notice to the Agency.

6. **Records.** Throughout the duration of this Agreement, and for a period of five (5) years after termination of this Agreement, PARS shall provide duly authorized representatives of Agency access to all records and material relating to calculation of PARS' fees under this Agreement. Such access shall include the right to inspect, audit and reproduce such records and material and to verify reports furnished in compliance with the provisions of this Agreement. All information so obtained shall be accorded confidential treatment as provided under applicable law.
7. **Confidentiality.** Without the Agency's consent, PARS shall not disclose any information relating to the Plan except to duly authorized officials of the Agency, subject to applicable law, and to parties retained by PARS to perform specific services within this Agreement. The Agency shall not disclose any information relating to the Plan to individuals not employed by the Agency without the prior written consent of PARS, except as such disclosures may be required by applicable law.
8. **Independent Contractor.** PARS is and at all times hereunder shall be an independent contractor. As such, neither the Agency nor any of its officers, employees or agents shall have the power to control the conduct of PARS, its officers, employees, or agents, except as specifically set forth and provided for herein. PARS shall pay all wages, salaries, and other amounts due its employees in connection with this Agreement and shall be responsible for all reports and obligations respecting them, such as social security, income tax withholding, unemployment compensation, workers' compensation, and similar matters.
9. **Indemnification.** PARS and Agency hereby indemnify each other and hold the other harmless, including their respective officers, directors, and employees, from any claim, loss, demand, liability, or expense, including reasonable attorneys' fees and costs, incurred by the other as a consequence of, to the extent, PARS' or Agency's, as the case may be, negligent acts, errors or omissions with respect to the performance of their respective duties hereunder.
10. **Compliance with Applicable Law.** The Agency shall observe and comply with federal, state, and local laws in effect when this Agreement is executed, or which may come into effect during the term of this Agreement, regarding the administration of the Plan. PARS shall observe and comply with federal, state, and local laws in effect when this Agreement is executed, or which may come into effect during the term of this Agreement, regarding Plan administrative services provided under this Agreement.

11. **Applicable Law.** This Agreement shall be governed by and construed in accordance with the laws of the State of California. In the event any party institutes legal proceedings to enforce or interpret this Agreement, venue and jurisdiction shall be in any state court of competent jurisdiction.
12. **Force Majeure.** When a party's nonperformance hereunder was beyond the control and not due to the fault of the party not performing, a party shall be excused from performing its obligations under this Agreement during the time and to the extent that its performance is prevented by such cause. Such cause shall include, but not be limited to: any incidence of fire, flood, acts of God or unanticipated communicable disease, acts of terrorism or war commandeering of material, products, plants or facilities by the federal, state or local government, a material act or omission by the other party or any law, ordinance, rule, guidance or recommendation by the federal, state or local government, or any agency thereof, which becomes effective after the date of this Agreement that delays or renders impractical either party's performance under the Agreement.
13. **Ownership of Reports and Documents.** The originals of all letters, documents, reports, and data produced for the purposes of this Agreement shall be delivered to and become the property of the Agency. Copies may be made for PARS but shall not be furnished to others without written authorization from Agency.
14. **Designees.** The Plan Administrator of the Agency, or their designee, shall have the authority to act for and exercise any of the rights of the Agency as set forth in this Agreement, subsequent to and in accordance with the written authority granted by the Governing Body of the Agency, a copy of which writing shall be delivered to PARS. Any officer of PARS, or his or her designees, shall have the authority to act for and exercise any of the rights of PARS as set forth in this Agreement.
15. **Notices.** All notices hereunder and communications regarding the interpretation of the terms of this Agreement, or changes thereto, shall be effected by delivery of the notices in person or by depositing the notices in the U.S. mail, registered or certified mail, return receipt requested, postage prepaid and addressed as follows:
 - (A) To PARS: PARS; 4350 Von Karman Avenue, Suite 100, Newport Beach, CA 92660; Attention: President
 - (B) To Agency: [Agency]; [Agency Address]; Attention: [Plan Administrator Title]Notices shall be deemed given on the date received by the addressee.
16. **Term of Agreement.** This Agreement shall remain in effect for the period beginning _____, 2023 and ending _____, 2026 ("Term"). This Agreement may be terminated at any time by giving thirty (30) days written notice to the other party of the intent to terminate. Absent a thirty (30) day written notice to the other party of the intent to terminate, this Agreement will continue unchanged for successive twelve-month periods following the Term.
17. **Amendment.** This Agreement may not be amended orally, but only by a written instrument executed by the parties hereto.

18. **Entire Agreement.** This Agreement, including exhibits, contains the entire understanding of the parties with respect to the subject matter set forth in this Agreement. In the event a conflict arises between the parties with respect to any term, condition or provision of this Agreement, the remaining terms, conditions, and provisions shall remain in full force and legal effect. No waiver of any term or condition of this Agreement by any party shall be construed by the other as a continuing waiver of such term or condition.
19. **Attorneys Fees.** In the event any action is taken by a party hereto to enforce the terms of this Agreement the prevailing party herein shall be entitled to receive its reasonable attorney's fees.
20. **Counterparts.** This Agreement may be executed in any number of counterparts, and in that event, each counterpart shall be deemed a complete original and be enforceable without reference to any other counterpart.
21. **Headings.** Headings in this Agreement are for convenience only and shall not be used to interpret or construe its provisions.
22. **Effective Date.** This Agreement shall be effective on the date first above written, and also shall be the date the Agreement is executed.

AGENCY:

BY: _____
Plan Administrator Name

TITLE: _____

DATE: _____

PARS:

BY: _____
Tod Hammeras

TITLE: Chief Financial Officer

DATE: _____

EXHIBIT 1A
SERVICES

PARS will provide the following services for the [Agency Name] Public Agencies Post-Employment Benefits Trust:

1. Plan Installation Services:

- (A) Meeting with appropriate Agency personnel to discuss plan provisions, implementation timelines, actuarial valuation process, funding strategies, benefit communication strategies, data reporting, and submission requirements for contributions/reimbursements/distributions;
- (B) Providing the necessary analysis and advisory services to finalize these elements of the Plan;
- (C) Providing the documentation needed to establish the Plan to be reviewed and approved by Agency legal counsel. Resulting final Plan documentation must be approved by the Agency prior to the commencement of PARS Plan Administration Services outlined in Exhibit 1A, paragraph 2 below.

2. Plan Administration Services:

- (A) Monitoring the receipt of Plan contributions made by the Agency to the trustee of the PARS Public Agencies Post-Employment Benefits Trust (“Trustee”), based upon information received from the Agency and the Trustee;
- (B) Performing periodic accounting of Plan assets, reimbursements/distributions, and investment activity, based upon information received from the Agency and/or Trustee;
- (C) Coordinating the processing of distribution payments pursuant to authorized direction by the Agency, and the provisions of the Plan, and, to the extent possible, based upon Agency-provided Data;
- (D) Coordinating actions with the Trustee as directed by the Plan Administrator within the scope of this Agreement;
- (E) Preparing and submitting a monthly report of Plan activity to the Agency, unless directed by the Agency otherwise;
- (F) Preparing and submitting an annual report of Plan activity to the Agency;
- (G) Facilitating actuarial valuation updates and funding modifications for compliance with the applicable GASB pronouncements and/or statements, if prefunding OPEB obligations;
- (H) Coordinating periodic audits of the Trust;
- (I) Monitoring Plan and Trust compliance with federal and state laws.

3. PARS is not licensed to provide and does not offer tax, accounting, legal, investment or actuarial advice.

EXHIBIT 1B
FEES FOR SERVICES

PARS will be compensated for performance of Services, as described in Exhibit 1A based upon the following schedule:

An annual asset fee shall be paid from Plan assets based on the following schedule:

<u>For Plan Assets from:</u>			<u>Annual Rate:</u>
\$1	to	\$10,000,000	0.25%
\$10,000,001	to	\$15,000,000	0.20%
\$15,000,001	to	\$50,000,000	0.15%
\$50,000,001	and	above	0.10%

Annual rates are prorated and paid monthly. The annual asset fee shall be calculated by the following formula [Annual rate divided by 12 (months of the year) multiplied by the Plan asset balance at the end of the month]. Trustee and Investment Management Fees are not included.

EXHIBIT 1C
DATA REQUIREMENTS

PARS will provide the Services under this Agreement contingent upon receiving the following information. Agency is solely responsible for ensuring that all information and documentation provided to PARS is true, correct, and authorized:

1. Executed Legal Documents:
 - (A) Certified Resolution
 - (B) Adoption Agreement to the Public Agencies Post-Employment Benefits Trust
 - (C) Trustee Investment Forms

2. Contribution – completed Contribution Transmittal Form signed by the Plan Administrator (or authorized Designee) which contains the following information:
 - (A) Agency name
 - (B) Contribution amount
 - (C) Contribution date
 - (D) Contribution method (Check, ACH, Wire)

3. Distribution – completed Payment Reimbursement/Distribution Form signed by the Plan Administrator (or authorized Designee) which contains the following information:
 - (A) Agency name
 - (B) Payment reimbursement/distribution amount
 - (C) Applicable statement date
 - (D) Copy of applicable premium, claim, statement, warrant, and/or administrative expense evidencing payment
 - (E) Signed certification of reimbursement/distribution from the Plan Administrator (or authorized Designee)

4. Other information pertinent to the Services as reasonably requested by PARS and Actuarial Provider.

ATTACHMENT 3

PUBLIC
AGENCY
RETIREMENT
SERVICES

PARS

TRUSTED SOLUTIONS. LASTING RESULTS.



CITY OF CANYON LAKE

PARS 115 Trust – OPEB Prefunding Program & Pension Rate Stabilization Program (PRSP)
February 2023

PARS 115 TRUST TEAM

Trust Administrator & Consultant



- Serves as record-keeper, consultant, and central point of contact
- Sub-trust accounting
- Coordinates all agency services
- Monitors plan compliance (IRS/GASB/State Government Code)
- Processes contributions/disbursements
- Hands-on, dedicated support teams

39

Years of Experience
(1984-2023)

2,000+

Plans under
Administration

1,000+

Public Agency
Clients

500+

115 Trust Clients

500K+

Plan Participants

\$6.4B

Assets under
Administration

Trustee



- 5th largest commercial bank and one of the nation's largest trustees for Section 115 trusts
- Safeguard plan assets
- Oversight protection as plan fiduciary
- Custodian of assets

160

Years of Experience
(1863-2023)

\$9.5T

Assets under
Administration

Investment Manager



- Investment sub-advisor to trustee U.S. Bank
- Investment policy assistance
- Uses open architecture
- Active and passive platform options
- Customized portfolios (with minimum asset level)

104

Years of Experience
(1919-2023)

\$17.4B

Assets under
Management &
Advisement

115 TRUST – OPEB/PENSION CLIENT LIST

Updated February 2023

CITIES & TOWNS (158)

Alameda
Alhambra
Anaheim
Angels Camp
Atherton
Atwater
Bakersfield
Beaumont
Bell Gardens
Benicia
Beverly Hills
Bishop
Brea
Brisbane
Burlingame
Calabasas
Camarillo
Capitola
Carmel
Chino Hills
Chula Vista
Claremont
Colma
Commerce
Corcoran
Coronado
Costa Mesa
Covina
Crescent City
Cudahy
Cupertino
Cypress
Daly City
Dana Point
Del Rey Oaks
Dinuba
Duarte
Dublin
El Cajon
El Centro
El Segundo
Elk Grove
Emeryville
Escondido
Fairfax
Fairfield
Fort Bragg
Fountain Valley
Fullerton
Galt
Garden Grove
Gilroy
Glendale
Glendora
Goleta
Grand Terrace
Grass Valley
Half Moon Bay
Hawthorne
Healdsburg
Hemet
Hercules
Hermosa Beach
Huntington Beach
Indian Wells
Imperial
Indio
Ione
La Habra
Lakeport
La Mesa
La Quinta
Laguna Niguel
Lake Forest
Lakewood
Lemon Grove
Livermore
Lodi

Los Alamitos
Los Altos Hills
Mammoth Lakes
Manhattan Beach
Merced
Modesto
Monrovia
Moraga
Moreno Valley
Morgan Hill
Morro Bay
Napa
National City
Norco
Norwalk
Novato
Oakley
Orinda
Oroville
Pacifica
Palmdale
Palo Alto
Pasadena
Patterson
Perris
Pico Rivera
Piedmont
Pinole
Pittsburg
Placentia
Pleasant Hill
Pleasanton
Port Hueneme
Rancho Cucamonga
Redding
Redwood City
Rialto
Richmond
Rio Vista
Ripon

Riverside
Rohnert Park
Rolling Hills
Rosemead
Ross
San Anselmo
San Jacinto
San Leandro
San Ramon
Santa Ana
Santa Clara
Santa Clarita
Sausalito
Selma
Solana Beach
South El Monte
Stanton
Stockton
Sutter Creek
Taft
Temecula
Temple City
Thousand Oaks
Tiburon
Tustin
Twentynine Palms
Union City
Upland
Vallejo
Villa Park
Walnut
West Covina
West Sacramento
Westminster
Winters
Woodland
Woodside
Yountville
Yuba City
Yucca Valley

COUNTIES (36)

Alpine
Amador
Calaveras
Colusa
Contra Costa
Glenn
Humboldt
Imperial
Inyo
Kern
Kings
Lake
Lassen
Madera
Mariposa
Mendocino
Merced
Mono
Monterey
Napa
Nevada
Placer
Plumas
Riverside
San Benito
San Joaquin
Shasta
Siskiyou
Solano
Sonoma
Sutter
Tehama
Trinity
Tulare
Yolo
Yuba

115 TRUST – OPEB/PENSION CLIENT LIST

Updated February 2023

SPECIAL DISTRICTS (112)

Agoura Hills/Calabasas Community Center Authority
Alameda County Mosquito Abatement District
Alpine Fire Protection District
Beach Cities Health District
Bighorn-Desert View Water Agency
Bodega Bay Public Utilities District
Calaveras County Water District
California Joint Powers Insurance Authority
California Joint Powers Risk Management Authority
Central Contra Costa Sanitary District
Central Contra Costa Transit Authority
Coastline Regional Occupational Program
Coastside Fire Protection District
Colusa Mosquito Abatement District
Contra Costa County EEs' Retirement Association
Contra Costa Mosquito and Vector Control District
Crestline Village Water District
Delta Diablo
Desert Recreation District
East Bay Regional Park District
East Orange County Water District
Eastern Sierra Community Services District
Eastern Sierra Transit Authority
El Dorado Hills County Water (& Fire) District
Fallbrook Public Utility District
Fresno Irrigation District
Fresno Metropolitan Flood Control District
Glenn-Colusa Irrigation District
Goleta Cemetery District
Goleta West Sanitary District
Great Basin Unified Air Pollution Control District
Greater Vallejo Recreation District
Hayward Area Recreation & Park District
Hesperia Fire Protection District
Housing Authority of the County of Butte
Housing Authority of the County of Contra Costa
Housing Authority of the County of San Bernardino
Housing Authority of the County of Santa Cruz
Humboldt Bay Fire Joint Powers Authority
Humboldt Bay Municipal Water District

Humboldt No. 1 Fire Protection District
Menlo Park Fire Protection District
Mesa Water District
Metropolitan Transportation Commission
Midpeninsula Regional Open Space District
Mid-Peninsula Water District
Mojave Desert Air Quality Management District
Montecito Fire Protection District
Monterey Bay Unified Air Pollution Control District
Monterey County Mosquito Abatement District
Moraga-Orinda Fire Protection District
Mosquito & Vector Mgmt Dist. of Santa Barbara Co.
Municipal Pooling Authority
Municipal Water District of Orange County
Napa County Mosquito Abatement District
Nevada County Consolidated Fire District
North Central Fire Protection District
North County Fire Protection District
Novato Sanitary District
Orange County Fire Authority
Orange County LAFCO
Orange County Mosquito and Vector Control District
Orange County Sanitation District
Orange County Water District
Orchard Dale Water District
Public Agency Risk Sharing Authority of CA (PARSAC)
Pebble Beach Community Services District
Placentia Library District
Placer County Air Pollution Control District
Placer County Resource Conservation District
Rancho Cucamonga Fire Protection District
Rancho Murieta Community Services District
Redwood Empire Municipal Insurance Fund (REMIF)
Regional Housing Authority
Rowland Water District
Sacramento Area Flood Control Agency
San Andreas Sanitary District
San Elijo Joint Powers Authority
San Mateo County Mosquito & Vector Control District
Santa Barbara County Law Library

Santa Cruz Regional 9-1-1 JPA
Santa Fe Irrigation District
Sewer Authority Mid-Coastside
Shasta Valley Cemetery District
South Coast Water District
South Montebello Irrigation District
South Orange County Wastewater Authority
South Placer Fire Protection District
Southern Marin Fire Protection District
State Water Contractors
Superior Court of CA, County of Imperial
Superior Court of CA, County of Inyo
Superior Court of CA, County of Kern
Superior Court of CA, County of Marin
Superior Court of CA, County of Merced
Superior Court of CA, County of San Mateo
Superior Court of CA, County of San Joaquin
Superior Court of CA, County of Shasta
Superior Court of CA, County of Siskiyou
Superior Court of CA, County of Sonoma
Sweetwater Springs Water District
Three Valleys Municipal Water District
Twentynine Palms Water District
Union Sanitary District
Ventura Regional Sanitation District
Walnut Valley Water District
West Bay Sanitary District
West County Wastewater District
Western Riverside Council of Governments
Yolo-Solano Air Quality Management District
Yorba Linda Water District
Zone 7 Water Agency

EDUCATION DISTRICTS (3)

Shasta County Office of Education
Sonoma County Office of Education
Intelecom

115 TRUST – OPEB/PENSION CLIENT LIST

Updated February 2023

SCHOOL DISTRICTS (59)

Alisal Union School District
Alta Loma School District
Auburn Union School District
Bass Lake Joint Union Elementary School District
Bellflower Unified School District
Beverly Hills Unified School District
Brea Olinda Unified School District
Calistoga Joint Unified School District
Campbell Union High School District
Compton Unified School District
Corning Union Elementary School District
Coronado Unified School District
Cotati-Rohnert Park Unified School District
Dry Creek JESD
El Dorado Union High School District
El Monte Union High School District
Folsom Cordova Unified School District
Fontana Unified School District
Fowler Unified School District
Hermosa Beach City School District
Hesperia Unified School District
Hughes-Elizabeth Lakes Union E. School District
John Swett Unified School District
Lakeside Union School District (San Diego)
Le Grand Union HSD
Lemon Grove School District
Lindsay Unified School District
Madera Unified School District
Manteca Unified School District
Moreno Valley Unified School District
Napa Valley Unified School District
Natomas Unified School District

Newport-Mesa Unified School District
Ocean View School District (Ventura)
Ontario-Montclair School District
Orcutt Union School District
Palmdale School District
Palos Verdes Peninsula Unified School District
Paramount USD
Placer Union High School District
Porterville Unified School District
Poway Unified School District
Red Bluff Joint Union High School District
Red Bluff Union Elementary School District
River Delta Unified School District
Riverdale Joint Unified School District
Roseville Joint Union High School District

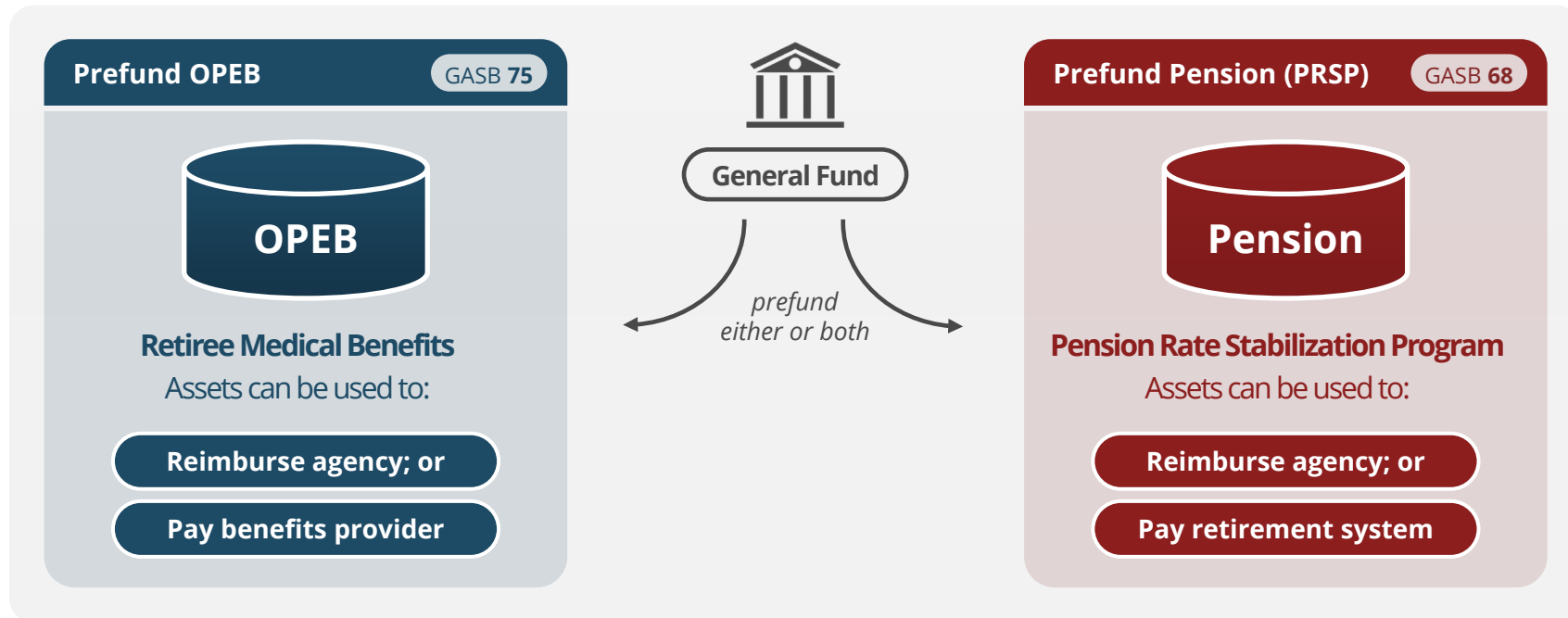
San Bruno Park School District
San Dieguito Union High School District
San Marino Unified School District
Santa Barbara Unified School District
Santa Rita Union School District
Taft Union HSD
Trona Joint Unified School District
Upland USD
Visalia Unified School District
Westside Union School District
Whittier City School District
Wilsona School District

COMMUNITY COLLEGE DISTRICTS (19)

Allan Hancock CCD
Citrus CCD
Coast CCD
Grossmont-Cuyamaca CCD
Hartnell CCD
Imperial CCD
Marin CCD
Palo Verde CCD
Pasadena Area CCD
Rancho Santiago CCD

Rio Hondo CCD
San Bernardino CCD
San Luis Obispo County CCD (Cuesta)
Shasta-Trinity-Tehama Joint CCD
State Center CCD
Victor Valley CCD
West Valley-Mission CCD
Yosemite CCD
Yuba CCD

PARS IRS-APPROVED SECTION 115 TRUST



Subaccounts
 OPEB and Pension assets are individually sub-accounted, and can be divided by dept., bargaining group, or cost center

Financial Stability
 Assets in the PARS Section 115 Combination Trust can be used to address unfunded liabilities.

Flexible Investing
 Allows separate investment strategies for OPEB and Pension subaccounts.

Anytime Access
 Trust funds are available anytime; OPEB for OPEB and Pension for Pension.

Economies-of-Scale
 OPEB and Pension assets aggregate and reach lower fees on tiered schedule sooner – saving money!

No Set Up Cost or Minimums
 No set-up costs, no minimum annual contribution amounts, and no fees until assets are added.

The

PARS OPEB TRUST PROGRAM

for prefunding Other Post-Employment Benefits

OPEB ACTUARIAL RESULTS

Data from 2022 Actuarial Valuation Valuation Date: June 30, 2022	Pay-as-you-Go Discount Rate: 3.54%	Percent Change	Prefunding Discount Rate: 6.54%
Total OPEB Liability (TOL)	\$437,121	30-36% ▼	?
Fiduciary Net Position	\$0	--	?
Net OPEB Liability (NOL)	\$437,121	30-36% ▼	?
Service Cost for FY 2021-22	\$87,584	30-36% ▼	?
Annual Benefit Payments (Pay-as-you-Go) for FY 2021-22	\$4,139	--	\$4,139

Rule of thumb: For every one percent increase in the discount rate, the unfunded liability is lowered by 10-12%.

WHY PREFUND OPEB OBLIGATIONS?

- Greater expected rate of return (discount rate) which lowers your liabilities
- Contributions into trust are “assets” that offset liabilities on financial statements
- GASB 68 – Pension liabilities listed as line item on Balance Sheet in 2015
GASB 75 – OPEB liabilities listed as line item on Balance sheet in 2018
- GFOA recommends prefunding OPEB and considers it “best practice” (January 2012)
- Credit rating companies look more favorably on agencies who adopt an Irrevocable Trust and prefund
 - At least 4 agencies have improved credit rating
 - Higher credit rating means lower borrowing costs
- OPEB assets are accessible for OPEB expenses at any time
- Prefunding has no downside other than market fluctuation (similar to pension)

The

PARS PENSION RATE STABILIZATION PLAN

for the prefunding CalPERS pension benefits

BACKGROUND – PENSION

- Since 2015, GASB 68 has required disclosing Net Pension Liability on financial statements as a line item on the balance sheet
- Before the concept of pension prefunding, the only way to reduce retirement system unfunded liabilities was to send additional contributions in excess of annual required employer contributions
- Pension trust prefunding assets can be transferred to the retirement system at the Agency's direction, which can help offset future rate increases (i.e., pension rate stabilization).

CalPERS Changes

CalPERS has announced changes directly affecting unfunded liability amounts and employer contributions:

Lowering of Discount Rate ¹

7.0%
▼
6.8%

CalPERS lowered the discount rate from 7.0% to 6.8%. The impact is reflected in the June 30, 2021 valuation reports.

¹ Contributions from policy changes beginning FY 23-24.

Shortened Amortization Period ²

30 years
▼
20 years

New actuarial liabilities are amortized over 20 years instead of 30, increasing required annual employer contribution amounts*

² 5-year ramp up in payments beginning FY 15-16 with full impact in FY 19/20.



PENSION FUNDING STATUS

As of June 30, 2021, City of Canyon Lake’s CalPERS pension plan is funded as follows:

Combined Miscellaneous Groups *	Valuation as of June 30, 2020	Valuation as of June 30, 2021	Change
Actuarial Liability	\$1.9 M	\$2.1 M	9.1% ↑
Assets	\$1.4 M	\$1.8 M	24.9% ↑
Unfunded Liability	\$509 K	\$329 K	35.3% ↓
Funded Ratio	73.8%	84.5%	14.5% ↑
Employer Contribution Amount	\$75 K (FY 21-22)	\$98 K (FY 22-23)	31.6% ↑
Employer Contribution Amount – Projected *	---	\$101 K (FY 28-29)	2.3% ↑

* Data through 2028-29 from Agency’s latest CalPERS actuarial valuation.

WHY PREFUND PENSION OBLIGATIONS?

1. Complete Local Control over Assets

Agency has complete control over assets, including contributions, disbursements and the timing, amount, and risk tolerance level of investments

2. Pension Rate Stabilization

Assets can be transferred to the retirement system at the Agency's direction, potentially reducing/eliminating large fluctuations in employer contribution amounts

3. Rainy Day Fund

Emergency source of funds when employer revenues are strained in difficult budgetary or economic times

4. Diversification

Allows for investment flexibility and offers the potential for assets to earn greater returns than the general fund; spread the risk vs. sending additional money to CalPERS

WHY USE A 115 TRUST VS. RESERVE ACCOUNT?

115 Trust	Reserve Account
Fixed Income or diversified investing available	Fixed income investing only
Can be tailored for short or long term	Investments not tailored for long term
Opportunity to earn greater return than General Fund	Conservative returns
Irrevocable (for non-pension expenses)	Revocable
Dedicated solely for pension costs	Can be accessed for other uses
Exclusive benefit/protected from creditors	Unprotected from creditors
Corporate trustee to mitigate fiduciary risk	No corporate trustee

SAMPLE FUNDING POLICIES

- | | |
|--|--------------------------|
| 1. Contribute 50% of a given year's realized year end surplus to address pension liability | Alameda/Solana Beach |
| 2. Contribute full amount of annual PERS employer cont., allowing anytime access to trust assets | City of Brea |
| 3. Contribute funds to stabilize PERS employer Misc. and Safety rates through FY 23-24 | City of Healdsburg |
| 4. "One equals five plan" - \$1M contribution for 5 years will save taxpayers \$5M over 25 years | City of Huntington Beach |
| 5. Contribute Employer contribution equal to the 2.8% discount rate, with difference going into the Section 115 Trust | City of Sausalito |
| 6. Contribute the annual savings realized from Reduction in UAL payment resulting from Pension Obligation Bonds issuance | City of Placentia |
| 7. Earmark a portion of a local sales tax to be set aside for unfunded pension liabilities | City of Fountain Valley |
| 8. Use ongoing savings from prepaying CalPERS unfunded liability vs. higher monthly payments | City of Pasadena |
| 9. Use one-time revenue source and lower the minimum General Fund Reserve level (30% → 20%) | City of Glendale |

INVESTMENT FLEXIBILITY

- Agency maintains oversight of the investment manager and the portfolio's risk tolerance level
- Investment restrictions that apply to the general fund (CA Government Code 53601) are not applicable to assets held in The PARS Section 115 Irrevocable Trust
- Assets held in The PARS Section 115 Irrevocable Trust can be invested per Government Code Sections 53216 (Pension) and 53620 (OPEB)
- Investments can be diversified and invested in a prudent fashion
- Investments can be tailored to the Agency's unique demographics and needs
- Increased risk diversification



Diversified Investing

Assets held in The PARS Section 115 Irrevocable Trust can be diversely invested in a prudent fashion per Government Code Sections 53216 (Pension) and 53620 (OPEB).

GOV § 53216 (Pension)

GOV § 53620 (OPEB)

HIGHMARK CAPITAL MANAGEMENT

As of December 31, 2022

ACTIVE PORTFOLIO RETURNS

Strategy	Equity (%)	1 Year	3 Years	5 Years	10 Years
Capital Appreciation	65-85%	-16.08%	3.37%	4.99%	7.50%
Balanced	50-70%	-15.28%	2.43%	4.15%	6.32%
Moderate	40-60%	-14.63%	1.76%	3.55%	5.46%
Moderately Conservative	20-40%	-13.46%	0.26%	2.23%	3.73%
Conservative	5-20%	-12.63%	-0.89%	1.30%	2.51%

LAIF AVERAGE APPORTIONMENT RATES

	Equity (%)	1 Year	3 Years	5 Years	10 Years
LAIF*	0%	1.12%	0.89%	1.43%	0.95%

Past performance does not guarantee future results.

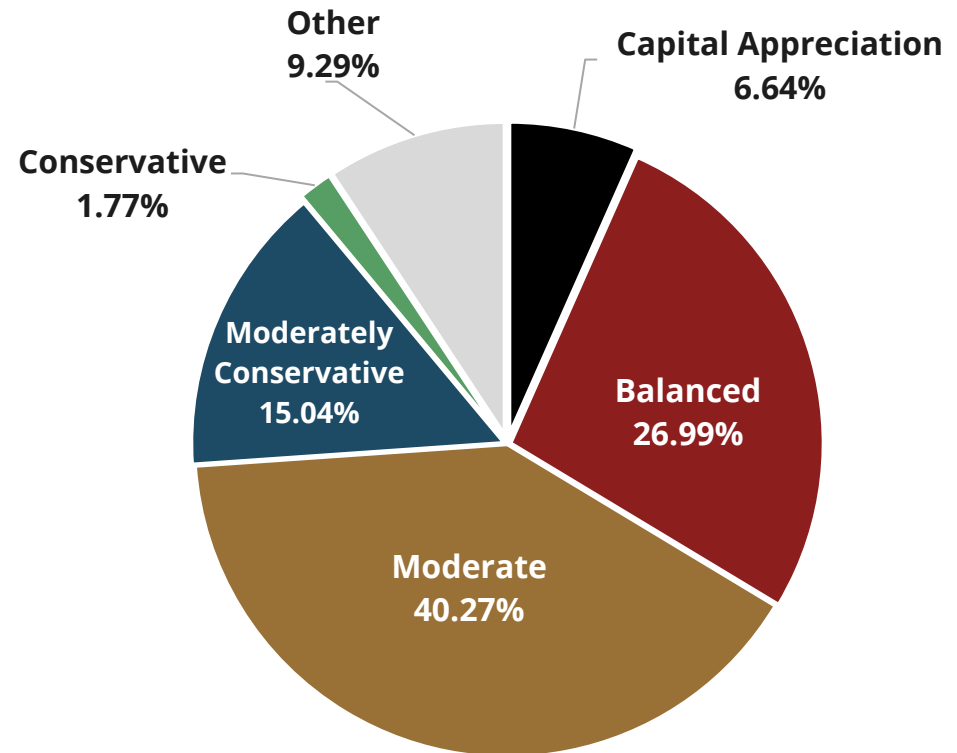
* Apportionment rates illustrated reflect the average of the LAIF apportionment rates (released quarterly) over each time period; LAIF apportionment rates data source: <https://www.treasurer.ca.gov/pmia-laif/historical/quarterly.asp>

OPEB STRATEGY ALLOCATION – CLIENTS

As of December 31, 2022

HIGHMARK CAPITAL MANAGEMENT

Strategy	Allocation* (%)
Capital Appreciation (65-85% Equity)	6.64%
Balanced (50-70% Equity)	26.99%
Moderate (40-60% Equity)	40.27%
Mod. Conservative (20-40% Equity)	15.04%
Conservative (5-20% Equity)	1.77%
Other (Custom)	9.29%
TOTAL	100.00%



Active Platform: 59% / Passive Platform: 41%

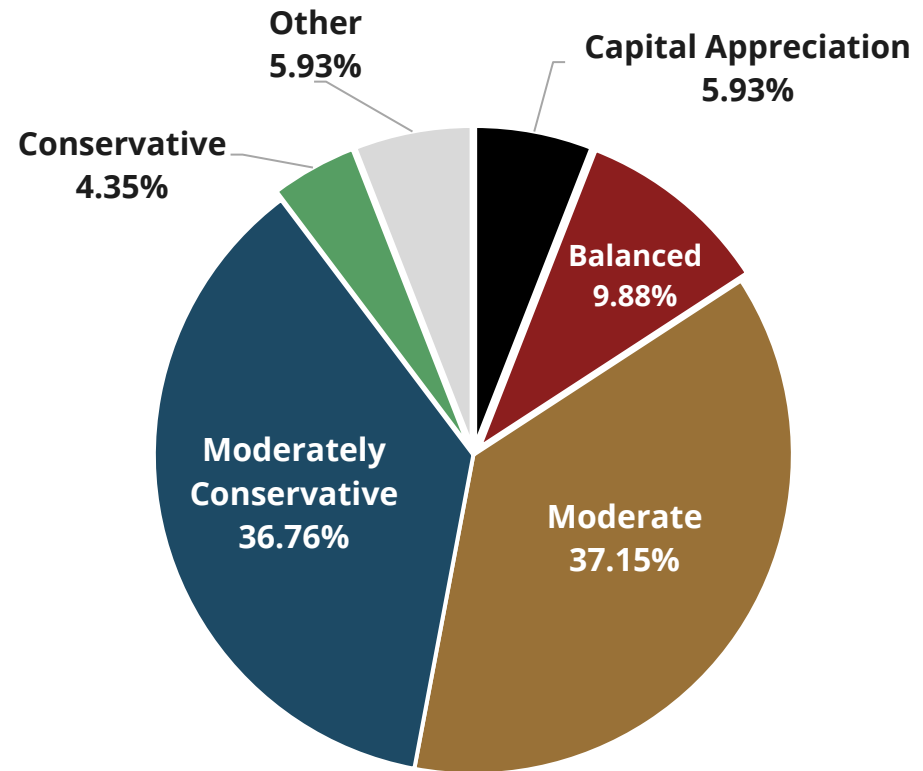
*Allocations are based on agencies who have funded

PRSP STRATEGY ALLOCATION – CLIENTS

As of December 31, 2022

HIGHMARK CAPITAL MANAGEMENT

Strategy	Allocation* (%)
Capital Appreciation (65-85% Equity)	5.93%
Balanced (50-70% Equity)	9.88%
Moderate (40-60% Equity)	37.15%
Mod. Conservative (20-40% Equity)	36.76%
Conservative (5-20% Equity)	4.35%
Other (Custom)	5.93%
TOTAL	100.00%



Active Platform: 53% / Passive Platform: 47%

*Allocations are based on agencies who have funded

PROGRAM FEES

As of December 31, 2022

Trust Administration/Consulting Fees*



Plan Set-Up Fee:

None

Ongoing Fees:

0.25%	for assets \$0-10 million
0.20%	for assets \$10-15 million
0.15%	for assets \$15-50 million
0.10%	for assets over \$50 million

Discretionary Trustee/Investment Management Fees**



Plan Set-Up Fee:

None

Ongoing Fees:

0.35%	for assets under \$5 million
0.25%	for assets \$5-10 million
0.20%	for assets \$10-15 million
0.15%	for assets \$15-50 million
0.10%	for assets over \$50 million

* PARS does not receive any compensation from the investments or any commissions, back-end loads, or any other forms of compensation.

** Subject to change due to rebalancing, as fees are waived for plan assets in First American Funds (money market)

STEPS TO IMPLEMENTATION

1

City Council authorizes establishment of The PARS Trust and appoints a Plan Administrator

2

PARS provides legal documents for signature by Plan Administrator

3

City develops investment policy and guidelines for Investment Manager

4

City Council approves initial deposit to The PARS Trust

5

Cities develop policies & procedures for future annual contributions and/or disbursements

6

PARS conducts an annual client services review

CONTACTS



Rachael Sanders, CEBS
Vice President, Consulting
(800) 540-6369 x121
rsanders@pars.org



ITEM NO. 8

STAFF REPORT

TO: Honorable Mayor and Members of the City Council

FROM: Nicole Dailey, City Manager

DATE: June 14, 2023

SUBJECT: Adoption of a Resolution Establishing Emergency Medical Services (EMS) Program Fees for the 2023-2024 Fiscal Year and Providing for Collection Thereof on the Property Tax Roll

Recommendation

Conduct a public hearing and adopt Resolution No. 2023-22 establishing EMS Program Fees for the 2023/2024 Fiscal Year and providing for collection thereof on the property tax roll.

Background

On November 6, 2019, the City Council adopted Ordinance No. 187, adding Chapter 3.44 to the Canyon Lake Municipal Code, and establishing an Emergency Medical Services Subscription Program (EMS Program).

The EMS Program is voluntary. This program includes both an Emergency Medical Services Subscription Program Fee (“EMS Subscription Fee”) and Emergency Medical Services Response Fee (“EMS Response Fee”). The EMS Subscription Fee is collected on the property tax roll in the same manner as other City services, such as residential solid waste collection charges. The EMS Response Fee is charged per call for any person receiving Emergency Medical Services within the City of Canyon Lake who is not covered by an EMS Subscription.

This program allows all eligible participants to subscribe to the program and become an “EMS Subscription Program Subscriber,” subjecting them to the EMS Subscription Fee. Those who are subscribed to or covered by a subscription to the program are exempt from an EMS Response Fee. Any person who is not subscribed and/or has opt-ed out in the past will not be charged a subscription fee but are subject to an EMS Response Fee if Emergency Medical Services are requested or provided to the non-subscriber.

For residential households, a subscription to the EMS Program covers all members, guests, and invitees of the subscriber’s household regardless of the location where the EMS are rendered within the City. In the case of businesses, the business owner, employees,

customers, guests, and invitees of the subscribing business are also covered regardless of the location where the EMS are rendered within the City.

Since March 2020, the City’s EMS Subscription Fee and EMS Response Fee have remained the same. On March 8, 2023, staff presented suggested fee changes for the EMS Program as determined by a Comprehensive Citywide User Fee and Rate Study conducted by Willdan Financial Services. This study suggested the City increase its EMS Subscription Fee from \$192 per year to \$247 per year. In addition, it recommended decreasing the EMS Response Fee from \$1,483 per call to \$1,356 per call.

Discussion

On March 8, 2023, the City Council did not support increasing the EMS Subscription Fee as recommended by the fee analysis but did agree the City must decrease the response fee to ensure the City was not collecting more than the associated costs for an EMS call.

Below is a summary of the proposed fee changes:

Fee Type	Current 2022/2023 Rate	Proposed 2023/2024 Rate	Difference
EMS Response Fee	\$1,483 per call	\$1,356 per call	Decrease of \$127
EMS Subscription Fee	\$192 per year	\$192 per year	No Change

In compliance with Section 3.44.030(c)(4) of the Canyon Lake Municipal Code, public notices of the proposed fees for the EMS Program were mailed to all residents of the City on March 13, 2023. Residents were given 90 days to opt-out or opt-in to the EMS subscription program. As described in the notices, all current subscribers would continue to be enrolled in the program for the upcoming fiscal year, July 1, 2023, through June 30, 2024, unless the subscriber terminated their subscription by providing written notice to the City Clerk.

Since establishing the program in 2020, there have been 1,782 EMS calls for service by the Canyon Lake Fire Department. Of those calls, 94% have been for those opted into this subscription program, demonstrating that the program has been used successfully by many of the subscribers and saved our community more than \$2 million in emergency response fee costs. As requested by the City Council, staff will show this data and other key statistics at the Council meeting, appropriately.

PUBLIC NOTICE: Pursuant to Ordinance 3.44.050(a) of the Canyon Lake Municipal Code, the City prepared and filed a preliminary written report with the City Clerk describing the EMS Subscription Program Fees and EMS Response Fees, see attachment. The report also describes the real property of each person not covered by the EMS Subscription Program and for which delinquent EMS response fees existed after April 1. Staff recommends that Council adopt and establish the proposed fees to recover the costs of providing emergency medical services with the least impact to Canyon Lake Residents.

Fiscal Impact

There may be a slight decline in revenues from the EMS response fees due to reducing this fee amount.

Attachments

1. Resolution No. 2023-22
2. Notice of Public Hearing (Prop 218 Notice)
3. Preliminary Report (3.44.050(a))

ATTACHMENT 1

RESOLUTION NO. 2023-22

A RESOLUTION OF THE CITY COUNCIL OF THE CITY OF CANYON LAKE, CALIFORNIA, ESTABLISHING EMS PROGRAM FEES FOR THE 2023-2024 FISCAL YEAR AND PROVIDING FOR COLLECTION THEROF ON THE PROPERTY TAX ROLL

WHEREAS, Proposition 218 was adopted on November 6, 1996, adding Article XIID, Section 6, to the California Constitution; and

WHEREAS, the City of Canyon Lake has, by Ordinance No. 187, established Chapter 3.44 of the Canyon Lake Municipal Code, Emergency Medical Services Subscription Program, to recover the costs of providing emergency medical services to the City of Canyon Lake; and

WHEREAS, the City of Canyon Lake adopted Ordinance No. 209 amending Chapter 3.44 related to the Emergency Medical Services Subscription Program and Emergency Medical Services Response Fees; and

WHEREAS, pursuant to the provisions of Chapter 3.44, the City of Canyon Lake may adopt and implement fees and charges to cover the cost of providing emergency medical services and may also establish an EMS Subscription Fee for those residents, property owners, and businesses that desire to voluntarily participate in the EMS Subscription Program and may collect such fees on the property tax rolls; and

WHEREAS, the proposed EMS Program fees are set out on Exhibit “A”, attached and incorporated hereto; and

WHEREAS, although the notice provisions of Proposition 218 do not apply to the EMS Program, as the program consists of a fee for service that is not a property-related fee, the City nevertheless has published notice of the establishment and collection of such fees on the property tax roll in compliance with Section 3.44.030(c)(4) of the Canyon Lake Municipal Code; and

WHEREAS, in compliance to Section 3.44.050(a) of the Canyon Lake Municipal Code, a preliminary report has been published on June 1, 2023, describing the real property of each person covered and not covered by the EMS Program; and

WHEREAS, on June 14, 2023, the City Council conducted a duly noticed public hearing and heard all comments/protests/opt-outs regarding the EMS Program fees; and

WHEREAS, the City Council finds from such reports that the amount of fees is the reasonable cost of service provided, plus direct and indirect overhead; that such fees and charges are proportionate to the amount of service received, and that such fees and charges are not for traditional governmental services such as police, fire, or libraries.

NOW, THEREFORE, THE CITY COUNCIL OF THE CITY OF CANYON LAKE DOES HEREBY RESOLVE AS FOLLOWS:

Section 1. RECITALS: The foregoing recitals are true and correct.

Section 2. ADOPTION OF EMS PROGRAM FEES: The EMS Program fees are established in the amounts set out on Exhibit “A” attached hereto and incorporated herein as though set forth in full. Such fees shall be effective immediately the first day of the 2023 through 2024 Fiscal Year.

Section 3. TAX ROLL COLLECTION: Such EMS Subscription fees shall be collected on the property tax rolls. The City Clerk is directed to file a certified copy of this resolution and of the report with the County Auditor. The City Clerk is authorized to remove any residence from the report that terminates their EMS Subscription before the transmission of the report to the County Auditor. The County Auditor is designated and empowered to collect the assessment as set out here as necessary. For purpose of tax roll collection, the fees set forth in the report shall be deemed to constitute special assessments against the respective parcels on which they are levied without regard to property valuation. The Assessment shall be collected at the same time and subject to the same procedures provided for such taxes. All laws applicable to the levy, collection and enforcement of ad valorem property taxes shall be applicable to such assessments, except that if any real property to which such fees or charges relate has been transferred or conveyed to a bona fide purchaser for value, or if a lien of a bona fide encumbrancer for value has been created and attached thereon, prior to the date on which the first installment of such taxes would become delinquent, then the lien which would otherwise be imposed shall not attach to such real property and the fees or charges and interest shall be transferred to the unsecured roll for collection.

PASSED, APPROVED AND ADOPTED the 14th day of June, 2023.

Jeremy Smith, Mayor

ATTEST:

Sheryl Garcia, CMC
City Clerk

EXHIBIT A
EMERGENCY MEDICAL SERVICES SUBSCRIPTION PROGRAM FEES
EFFECTIVE JULY 1, 2023

EMS Subscription Fee

The EMS Subscription Fee is proposed to remain unchanged from the previous year.

For residents who are currently **ENROLLED** in the program, the fee will continue to be collected on the property tax roll in the same manner as other City services, such as residential solid waste collection charges, at the following rate:

EMS Subscription Fee	
Current Annual Fee:	\$192.00
Proposed Annual Fee:	\$192.00

EMS Response Fee

The EMS Response Fee is proposed to decrease from the previous year.

For residents who have **OPTED-OUT** of the program, the annual fee listed above will not be charged. However, if emergency medical services are then provided by the Canyon Lake Fire Department or by any other first responder agency, you will receive an invoice from the City at the following rate each time services are provided:

EMS Response Fee	
Current Per Call Rate:	\$1,483.00
Proposed Call Rate:	\$1,356.00

* To avoid receiving an invoice in the amount of \$1,356.00 each time you call 9-1-1 for emergency medical services, make sure that you are enrolled in the EMS Subscription Program by reaching out to the Canyon Lake Fire Department prior to June 14, 2023. Contact the Canyon Lake Fire Department at (951) 335-9414 or bhemsley@canyonlakeca.gov. Those who have previously Opted-Out may also Opt-In at this time.

ATTACHMENT 2



**CITY OF
CANYON LAKE**
31516 Railroad Canyon Road, Canyon Lake, CA 92587




1 / 1



CITY OF CANYON LAKE
NOTICE OF PUBLIC HEARING

PUBLIC HEARING ON
EMERGENCY MEDICAL SERVICES SUBSCRIPTION PROGRAM

TIME SENSITIVE NOTICE

Gagne Family Revocable Trust Dtd 6 / 13 / 2019
 PO Box 132
 Menifee CA 92586-0132


NOTICE IS HEREBY GIVEN THAT pursuant to Chapter 3.44 of the Canyon Lake Municipal Code the City Council will conduct a public hearing at its regularly scheduled meeting on June 14, 2023, at 6:30 p.m. or as soon thereafter as it may be heard. The meeting will take place in the City Council Chamber at City Hall, located at 31516 Railroad Canyon Road, Canyon Lake, CA 92587.

The City Council will consider the adoption of a resolution establishing the EMS Subscription Fee and EMS Response Fee pursuant to Canyon Lake Municipal Code Chapter 3.44 for the upcoming fiscal year (July 1, 2023 through June 30, 2024). A written report describing the EMS Program Fees is on file in the Office of the City Clerk. The report describes the real property for each person who has declined to participate in the EMS Subscription Program and for which delinquent EMS Response Fees existed after April 1. The report contains prospective EMS Subscription Fees and charges which may be placed on the tax rolls for residential and nonresidential property.

For residential households, the subscription to the EMS Subscription Program covers all members, guests, and invitees of the subscriber's household, or in the case of businesses, the business owner, employees, customers, guests, and invitees of the subscribing business ("Covered Persons"), regardless of the location where the Emergency Medical Services are rendered within the City. The existing EMS Program Fees to be considered by the City Council at the above-noticed public hearing are set forth in Exhibit "A" to this notice.

THE EMS SUBSCRIPTION FEE IS PROPOSED TO REMAIN UNCHANGED
FOR THIS FISCAL YEAR

THE EMS RESPONSE FEE IS PROPOSED TO DECREASE
FOR THIS FISCAL YEAR

At the public hearing described above, the City Council will receive any objections to the EMS Program Fees and will make such revisions or corrections to the report as the City Council determines appropriate.

PARTICIPATION IN THE EMS SUBSCRIPTION PROGRAM IS VOLUNTARY

All persons currently subscribed will continue to be subscribed for the upcoming fiscal year (July 1, 2023 through June 30, 2024) unless the subscriber terminates their subscription by providing written notice to the City Clerk. For those subscribed, the EMS Subscription Fee will be collected on the property tax roll in the same manner as other City services, such as residential solid waste collection charges. All persons who have declined to participate or have previously terminated their subscriptions will not be subscribed unless they provide written notice to the City Clerk of their desire to participate, or Opt-In, in the EMS Subscription Program.

IF YOU ARE CURRENTLY SUBSCRIBED AND WOULD LIKE TO DECLINE TO PARTICIPATE IN THE EMS SUBSCRIPTION PROGRAM GOING FORWARD, please send written notice that you decline to participate to:

City of Canyon Lake
Office of the City Clerk
31516 Railroad Canyon Road
Canyon Lake, CA 92587

Any current subscriber declining to participate in the EMS Subscription Program for the upcoming fiscal year should send written notice to the City Clerk no later than June 14, 2023, and include the following:

1. The name of the subscriber and their interest in the property (e.g., owner or tenant), and
2. Identification of the property by either assessor’s parcel number or street address, and
3. A statement declining participation (e.g., I/we decline to participate in the EMS Subscription Program” will suffice).

INQUIRIES: For any and all information pertaining to the proceedings, including relating to protests, objections, if you would like to decline to participate in the EMS Subscription Program, to check your household’s subscription status, or for more information about the proposed fees, including the method of calculation, contact the Canyon Lake Fire Department at (951) 335-9414 or bhemsley@canyonlakeca.gov.

/s/
Sheryl L. Garcia, MMC, CPM
City Clerk

**EXHIBIT A
EXISTING EMERGENCY MEDICAL SERVICES SUBSCRIPTION PROGRAM FEES
EFFECTIVE JULY 1, 2023**

EMS Subscription Fee

The EMS Subscription Fee is proposed to remain unchanged from the previous year.

For residents who are currently **ENROLLED** in the program, the fee will continue to be collected on the property tax roll in the same manner as other City services, such as residential solid waste collection charges, at the following rate:

EMS Subscription Fee	
Current Annual Fee:	\$192.00
Proposed Annual Fee:	\$192.00

EMS Response Fee

The EMS Response Fee is proposed to decrease from the previous year.

For residents who have **OPTED-OUT** of the program, the annual fee listed above will not be charged. However, if emergency medical services are then provided by the Canyon Lake Fire Department or by any other first responder agency, you will receive an invoice from the City at the following rate each time services are provided:

EMS Response Fee	
Current Per Call Rate:	\$1,483.00
Proposed Call Rate:	\$1,356.00

* To avoid receiving an invoice in the amount of \$1,356.00 each time you call 9-1-1 for emergency medical services, make sure that you are enrolled in the EMS Subscription Program by reaching out to the Canyon Lake Fire Department prior to June 14, 2023. Contact the Canyon Lake Fire Department at (951) 335-9414 or bhemsley@canyonlakeca.gov. Those who have previously Opted-Out may also Opt-In at this time.

ATTACHMENT 3



PRELIMINARY FEE REPORT

(IN APN ORDER)

for

CITY OF CANYON LAKE

FEES FOR EMS SERVICES

FISCAL YEAR 2023-24

May 30, 2023



CITY OF CANYON LAKE
EMS FEE PRELIMINARY ROLL
FISCAL YEAR 2023-24

MAY 30, 2023

APN	ADDRESS	UNIT	EMS FEE	OPT OUT
351020032	23082 CROSS HILL DR		\$192.00	
351131001	29873 MAYFLOWER DR		\$192.00	
351131004	29831 MAYFLOWER DR		\$0.00	Y
351131005	29815 MAYFLOWER DR		\$192.00	
351131006	29800 MAYFLOWER DR		\$192.00	
351131007	29816 MAYFLOWER DR		\$192.00	
351131008	29830 MAYFLOWER DR		\$192.00	
351131009	29844 MAYFLOWER DR		\$192.00	
351131010	29860 MAYFLOWER DR		\$192.00	
351131011	29886 MAYFLOWER DR		\$192.00	
351131012	29904 MAYFLOWER DR		\$192.00	
351131014	29833 SMUGGLERS POINT DR		\$192.00	
351131015	29819 SMUGGLERS POINT DR		\$192.00	
351131016	29805 SMUGGLERS POINT DR		\$192.00	
351131017	29781 SMUGGLERS POINT DR		\$192.00	
351131018	29751 SMUGGLERS POINT DR		\$192.00	
351131019	29721 SMUGGLERS POINT DR		\$192.00	
351131020	29699 SMUGGLERS POINT DR		\$192.00	
351131021	29687 SMUGGLERS POINT DR		\$192.00	
351131022	29673 SMUGGLERS POINT DR		\$192.00	
351131023	29665 SMUGGLERS POINT DR		\$192.00	
351131024	29650 SMUGGLERS POINT DR		\$192.00	
351131025	29664 SMUGGLERS POINT DR		\$192.00	
351131026	29678 SMUGGLERS POINT DR		\$0.00	Y
351131027	29692 SMUGGLERS POINT DR		\$192.00	
351131028	29700 SMUGGLERS POINT DR		\$192.00	
351131029	29720 SMUGGLERS POINT DR		\$192.00	
351131030	29650 SLOOP DR		\$192.00	
351131031	29664 SLOOP DR		\$192.00	
351131032	29678 SLOOP DR		\$192.00	
351131033	29690 SLOOP DR		\$192.00	
351131034	29706 SLOOP DR		\$192.00	
351131035	29720 SLOOP DR		\$192.00	
351131036	29734 SLOOP DR		\$192.00	
351131037	23424 SCHOONER DR		\$0.00	Y
351131040	23466 SCHOONER DR		\$192.00	
351131041	23486 SCHOONER DR		\$192.00	
351131042	23494 SCHOONER DR		\$192.00	
351131045	23438 SCHOONER DR		\$0.00	Y
351131046	23452 SCHOONER DR		\$192.00	
351132001	29817 SLOOP DR		\$192.00	
351132002	29803 SLOOP DR		\$192.00	
351132003	29791 SLOOP DR		\$0.00	Y
351132004	29777 SLOOP DR		\$192.00	
351132005	29763 SLOOP DR		\$192.00	
351132006	29749 SLOOP DR		\$0.00	Y
351132007	29735 SLOOP DR		\$192.00	
351132008	29721 SLOOP DR		\$192.00	
351132009	29679 SLOOP DR		\$192.00	
351132010	29651 SLOOP DR		\$0.00	Y
351132011	29768 SMUGGLERS POINT DR		\$0.00	Y
351132012	29782 SMUGGLERS POINT DR		\$192.00	
351132013	29796 SMUGGLERS POINT DR		\$192.00	

CITY OF CANYON LAKE
EMS FEE PRELIMINARY ROLL
FISCAL YEAR 2023-24

MAY 30, 2023

351132014	29810 SMUGGLERS POINT DR	\$192.00
351132015	29838 SMUGGLERS POINT DR	\$192.00
351132016	29880 SMUGGLERS POINT DR	\$192.00
351133001	23483 SCHOONER DR	\$192.00
351133002	23467 SCHOONER DR	\$192.00
351133003	23451 SCHOONER DR	\$192.00
351133004	23425 SCHOONER DR	\$192.00
351133005	23417 SCHOONER DR	\$192.00
351133006	29764 SLOOP DR	\$192.00
351133007	29780 SLOOP DR	\$192.00
351133008	29806 SLOOP DR	\$192.00
351133009	29826 SLOOP DR	\$192.00
351133010	29838 SLOOP DR	\$192.00
351133011	29856 SLOOP DR	\$192.00
351133012	23522 CUTTER DR	\$192.00
351133013	23529 LITTLE CREEK DR	\$192.00
351133014	23513 LITTLE CREEK	\$192.00
351133015	23500 LITTLE CREEK	\$192.00
351133016	23514 LITTLE CREEK	\$192.00
351133017	23528 LITTLE CREEK	\$192.00
351141001	23508 SCHOONER DR	\$192.00
351141002	23522 SCHOONER DR	\$192.00
351141003	23536 SCHOONER DR	\$192.00
351141004	23550 SCHOONER DR	\$192.00
351141005	23566 SCHOONER DR	\$192.00
351141006	23592 SCHOONER DR	\$192.00
351141007	23606 SCHOONER DR	\$192.00
351141008	23620 SCHOONER DR	\$192.00
351142001	23501 SCHOONER DR	\$192.00
351142002	23515 SCHOONER DR	\$192.00
351142003	23535 SCHOONER DR	\$192.00
351142004	23570 LITTLE CREEK	\$192.00
351142005	23556 LITTLE CREEK	\$192.00
351142006	23542 LITTLE CREEK	\$192.00
351143001	23547 LITTLE CREEK	\$192.00
351143002	23610 CUTTER DR	\$192.00
351143003	23596 CUTTER DR	\$192.00
351143004	23536 CUTTER DR	\$192.00
351144001	23671 CUTTER DR	\$192.00
351144002	23657 CUTTER DR	\$192.00
351144003	23643 CUTTER DR	\$192.00
351144004	23619 CUTTER DR	\$192.00
351144005	23605 CUTTER DR	\$192.00
351144006	23593 CUTTER DR	\$192.00
351144007	23579 CUTTER DR	\$192.00
351144008	23565 CUTTER DR	\$192.00
351144009	23551 CUTTER DR	\$192.00
351144010	23537 CUTTER DR	\$192.00
351144011	23521 CUTTER DR	\$192.00
351144012	23509 CUTTER DR	\$192.00
351144013	23528 N CANYON LAKE DR	\$192.00
351144014	23540 N CANYON LAKE DR	\$192.00
351144015	23550 N CANYON LAKE DR	\$192.00
351144016	23560 N CANYON LAKE DR	\$192.00

CITY OF CANYON LAKE
EMS FEE PRELIMINARY ROLL
FISCAL YEAR 2023-24

MAY 30, 2023

351144017	23570 N CANYON LAKE DR	\$192.00	
351144018	23580 N CANYON LAKE DR	\$192.00	
351144019	23602 N CANYON LAKE DR	\$192.00	
351144020	23618 CANYON LAKE DR NO	\$192.00	
351144021	23653 BROOK DR	\$192.00	
351144022	23639 BROOK DR	\$192.00	
351144023	23625 BROOK DR	\$192.00	
351144024	23611 BROOK DR	\$192.00	
351144025	23597 BROOK DR	\$0.00	Y
351144026	23583 BROOK DR	\$192.00	
351144027	23571 BROOK DR	\$192.00	
351144028	23621 SCHOONER DR	\$192.00	
351144029	23607 SCHOONER DR	\$192.00	
351144030	23593 SCHOONER DR	\$192.00	
351151001	23624 SCHOONER DR	\$192.00	
351151002	23648 SCHOONER DR	\$192.00	
351151003	23664 SCHOONER DR	\$192.00	
351151004	23678 SCHOONER DR	\$192.00	
351151005	23692 SCHOONER DR	\$192.00	
351151006	23706 SCHOONER DR	\$192.00	
351151007	23720 SCHOONER DR	\$192.00	
351151008	23664 OUTRIGGER DR	\$192.00	
351151009	23590 OUTRIGGER DR	\$192.00	
351151010	23577 FAIRWEATHER DR	\$192.00	
351151011	23561 FAIR WEATHER DR	\$192.00	
351151012	23546 FAIR WEATHER DR	\$192.00	
351152001	23647 SCHOONER DR	\$0.00	Y
351152002	23681 SCHOONER DR	\$192.00	
351152003	23709 SCHOONER DR	\$192.00	
351152004	23725 SCHOONER DR	\$192.00	
351152005	29875 STEELHEAD DR	\$192.00	
351152006	23710 BROOK DR	\$192.00	
351152007	23696 BROOK DR	\$192.00	
351152008	23682 BROOK DR	\$192.00	
351152009	23616 BROOK DR	\$192.00	
351152010	23598 BROOK DR	\$192.00	
351152011	23584 BROOK DR	\$192.00	
351152012	23570 BROOK DR	\$0.00	Y
351153001	23667 BROOK DR	\$192.00	
351153002	23681 BROOK DR	\$192.00	
351153003	23695 BROOK DR	\$192.00	
351153004	23771 BROOK DR	\$192.00	
351153005	29887 STEELHEAD DR	\$192.00	
351153006	23672 N CANYON LAKE DR	\$192.00	
351153007	23654 N CANYON LAKE DR	\$192.00	
351153008	23636 N CANYON LAKE DR	\$192.00	
351154001	23601 N CANYON LAKE DR	\$192.00	
351154002	23609 N CANYON LAKE DR	\$192.00	
351154003	23621 N CANYON LAKE DR	\$192.00	
351154004	23637 N CANYON LAKE DR	\$192.00	
351154005	23659 N CANYON LAKE DR	\$192.00	
351154006	23673 N CANYON LAKE DR	\$192.00	
351154007	23687 N CANYON LAKE DR	\$192.00	
351154008	29965 STEELHEAD DR	\$192.00	

CITY OF CANYON LAKE
 EMS FEE PRELIMINARY ROLL
 FISCAL YEAR 2023-24

MAY 30, 2023

351154009	29981 STEELHEAD DR	\$192.00	
351154010	29995 STEEL HEAD DR	\$192.00	
351154011	30009 STEELHEAD DR	\$192.00	
351154012	30023 STEELHEAD DR	\$192.00	
351154013	30037 STEELHEAD DR	\$0.00	Y
351154014	30051 STEELHEAD DR	\$192.00	
351155001	23651 OUTRIGGER DR	\$192.00	
351155002	23665 OUTRIGGER DR	\$192.00	
351155003	23679 OUTRIGGER DR	\$192.00	
351155004	23633 FAIR WEATHER DR	\$192.00	
351155005	23649 FAIRWEATHER DR	\$0.00	Y
351155006	23663 FAIRWEATHER DR	\$192.00	
351155007	23677 FAIRWEATHER DR	\$192.00	
351155008	23740 CANYON LAKE DR	\$192.00	
351155009	23730 N CANYON LAKE DR	\$192.00	
351155010	23720 CANYON LAKE DR	\$192.00	
351155011	29888 STEELHEAD DR	\$192.00	
351155012	29874 STEEL HEAD DR	\$192.00	
351155013	29860 STEELHEAD DR	\$192.00	
351155014	29846 STEELHEAD DR	\$192.00	
351155015	29830 STEELHEAD DR	\$192.00	
351161001	23560 FAIRWEATHER DR	\$192.00	
351161002	23576 FAIRWEATHER DR	\$192.00	
351161003	23694 OUTRIGGER DR	\$0.00	Y
351161004	23708 OUTRIGGER DR	\$192.00	
351161005	23722 OUTRIGGER DR	\$192.00	
351161006	23736 OUTRIGGER DR	\$192.00	
351161007	29779 KETCH DR	\$192.00	
351161008	29765 KETCH DR	\$192.00	
351161009	29750 KETCH DR	\$192.00	
351161010	29764 KETCH DR	\$192.00	
351161011	29778 KETCH DR	\$192.00	
351161012	23750 OUTRIGGER DR	\$192.00	
351161013	23766 OUTRIGGER DR	\$192.00	
351161014	23794 OUTRIGGER DR	\$0.00	Y
351161015	29793 SANTA MARIA DR	\$192.00	
351161016	29777 SANTA MARIA DR	\$192.00	
351161017	29763 SANTA MARIA DR	\$192.00	
351161018	29750 SANTA MARIA DR	\$192.00	
351162001	29810 KETCH DR	\$192.00	
351162002	23767 OUTRIGGER DR	\$192.00	
351162003	23795 OUTRIGGER DR	\$192.00	
351162004	29805 SANTA MARIA DR	\$192.00	
351162005	29819 SANTA MARIA DR	\$192.00	
351162006	29833 SANTA MARIA DR	\$0.00	Y
351162007	29847 SANTA MARIA	\$192.00	
351162008	29875 SANTA MARIA DR	\$192.00	
351162009	29905 SANTA MARIA DR	\$192.00	
351162010	23838 CANYON LAKE DR	\$192.00	
351162011	23822 CANYON LAKE DR	\$192.00	
351162012	23800 CANYON LAKE DR	\$192.00	
351162013	29888 KETCH DR	\$192.00	
351162014	29874 KETCH DR	\$192.00	
351162015	29862 KETCH DR	\$192.00	

CITY OF CANYON LAKE
 EMS FEE PRELIMINARY ROLL
 FISCAL YEAR 2023-24

MAY 30, 2023

351162016	29848 KETCH DR	\$192.00	
351162017	29836 KETCH DR	\$192.00	
351163001	23618 FAIR WEATHER DR	\$192.00	
351163002	23715 OUTRIGGER DR	\$192.00	
351163003	23737 OUTRIGGER DR	\$192.00	
351163004	29821 KETCH DR	\$192.00	
351163005	29839 KETCH DR	\$192.00	
351163006	29869 KETCH DR	\$192.00	
351163007	29883 KETCH DR	\$192.00	
351163008	29897 KETCH DR	\$0.00	Y
351163009	23772 N CANYON LAKE DR	\$192.00	
351163010	23760 N CANYON LAKE DR	\$192.00	
351163011	23676 FAIR WEATHER DR	\$192.00	
351163012	23662 FAIRWEATHER DR	\$192.00	
351163013	23648 FAIRWEATHER DR	\$192.00	
351163014	23632 FAIR WEATHER DR	\$192.00	
351171001	23930 N CANYON LAKE DR	\$192.00	
351171002	23924 CANYON LAKE DR	\$192.00	
351171003	23918 N CANYON LAKE DR	\$192.00	
351171004	23912 N CANYON LAKE DR	\$192.00	
351171006	23886 CANYON LAKE DR	\$192.00	
351171007	23874 CANYON LAKE DR	\$192.00	
351171008	23868 N CANYON LAKE DR	\$192.00	
351171009	23856 CANYON LAKE DR	\$192.00	
351171010	29904 SANTA MARIA DR	\$192.00	
351171011	29888 SANTA MARIA DR	\$192.00	
351171012	29874 SANTA MARIA DR	\$192.00	
351171013	29860 SANTA MARIA DR	\$192.00	
351171014	29846 SANTA MARIA DR	\$192.00	
351171015	29828 SANTA MARIA DR	\$192.00	
351171016	29806 SANTA MARIA	\$192.00	
351171017	23841 OUTRIGGER DR	\$192.00	
351171018	23863 OUTRIGGER DR	\$192.00	
351171019	29819 BAHIA DR	\$192.00	
351171020	29833 BAHIA DR	\$192.00	
351171021	29849 BAHIA DR	\$192.00	
351171022	29863 BAHIA DR	\$192.00	
351171023	29875 BAHIA DR	\$192.00	
351171024	29889 BAHIA DR	\$192.00	
351171025	29898 BAHIA DR	\$192.00	
351171026	29886 BAHIA DR	\$192.00	
351171027	29874 BAHIA DR	\$192.00	
351171028	29860 BAHIA	\$192.00	
351171029	29848 BAHIA DR	\$192.00	
351171030	29834 BAHIA DR	\$192.00	
351171031	23905 OUTRIGGER DR	\$192.00	
351171032	23961 OUTRIGGER DR	\$192.00	
351171033	23983 OUTRIGGER DR	\$192.00	
351171034	24003 OUTRIGGER DR	\$192.00	
351171035	24033 OUTRIGGER DR	\$192.00	
351171036	24055 OUTRIGGER DR	\$192.00	
351171037	24069 OUTRIGGER DR	\$192.00	
351171038	24085 OUTRIGGER DR	\$192.00	
351171039	24097 OUTRIGGER DR	\$0.00	Y

CITY OF CANYON LAKE
 EMS FEE PRELIMINARY ROLL
 FISCAL YEAR 2023-24

MAY 30, 2023

351171040	24113 OUTRIGGER DR	\$192.00	
351171041	24125 OUTRIGGER DR	\$192.00	
351171042	24147 OUTRIGGER DR	\$192.00	
351171043	24169 OUTRIGGER DR	\$192.00	
351171044	24183 OUTRIGGER DR	\$0.00	Y
351172001	29764 SANTA MARIA DR	\$192.00	
351172002	29778 SANTA MARIA DR	\$192.00	
351172003	23826 OUTRIGGER DR	\$192.00	
351172004	23840 OUTRIGGER DR	\$192.00	
351172005	23856 OUTRIGGER DR	\$192.00	
351172006	23870 OUTRIGGER DR	\$192.00	
351172007	23886 OUTRIGGER DR	\$192.00	
351172008	23900 OUTRIGGER DR	\$192.00	
351172009	23914 OUTRIGGER DR	\$192.00	
351172011	23958 OUTRIGGER DR	\$192.00	
351172012	29837 FISHERMAN CT	\$192.00	
351172013	29821 FISHERMAN CT	\$192.00	
351172014	29803 FISHERMAN CT	\$192.00	
351172015	29793 FISHERMAN CT	\$192.00	
351172016	29765 FISHERMAN CT	\$192.00	
351172017	29750 FISHERMAN CT	\$192.00	
351172018	29764 FISHERMAN CT	\$192.00	
351172019	29778 FISHERMAN CT	\$192.00	
351172020	29794 FISHERMAN CT	\$192.00	
351172021	29808 FISHERMAN CT	\$192.00	
351172022	29822 FISHERMAN CT	\$192.00	
351172023	29836 FISHERMAN CT	\$192.00	
351172024	23996 OUTRIGGER DR	\$192.00	
351172025	24010 OUTRIGGER DR	\$192.00	
351172026	24024 OUTRIGGER DR	\$192.00	
351172027	24038 OUTRIGGER DR	\$192.00	
351172028	24052 OUTRIGGER DR	\$0.00	Y
351172029	24066 OUTRIGGER DR	\$192.00	
351172030	24080 OUTRIGGER DR	\$192.00	
351172031	24094 OUTRIGGER DR	\$192.00	
351172032	24108 OUTRIGGER DR	\$192.00	
351172033	24122 OUTRIGGER DR	\$192.00	
351172034	24136 OUTRIGGER DR	\$192.00	
351172035	24150 OUTRIGGER DR	\$192.00	
351172036	24164 OUTRIGGER DR	\$192.00	
351172037	24178 OUTRIGGER DR	\$0.00	Y
351172038	24192 OUTRIGGER DR	\$192.00	
351172039	23974 CANYON LAKE DR	\$192.00	
351181001	29889 MAYFLOWER DR	\$192.00	
351181002	29903 MAYFLOWER DR	\$192.00	
351181006	23350 CLIPPER CT	\$192.00	
351181007	23344 CLIPPER CT	\$192.00	
351181008	23321 CLIPPER CT	\$192.00	
351181009	23296 CLIPPER CT	\$192.00	
351181012	23250 CLIPPER CT	\$192.00	
351181013	23281 CLIPPER CT	\$192.00	
351181014	23295 CLIPPER CT	\$192.00	
351181015	23309 CLIPPER CT	\$0.00	Y
351181017	23337 CLIPPER CT	\$192.00	

CITY OF CANYON LAKE
EMS FEE PRELIMINARY ROLL
FISCAL YEAR 2023-24

MAY 30, 2023

351181018	29979 MAYFLOWER DR	\$192.00	
351181020	29997 GULFSTREAM DR	\$192.00	
351181021	30009 GULF STREAM DR	\$192.00	
351181026	29985 GULFSTREAM DR	\$192.00	
351181028	23280 CLIPPER CT	\$0.00	Y
351181030	29943 MAYFLOWER DR	\$192.00	
351181033	23264 CLIPPER CT	\$192.00	
351182001	29968 GULF STREAM DR	\$192.00	
351182002	29954 GULFSTREAM DR	\$192.00	
351182003	29940 GULF STREAM DR	\$192.00	
351182004	29926 GULF STREAM DR	\$192.00	
351182005	29914 GULF STREAM DR	\$192.00	
351182006	29900 GULF STREAM DR	\$192.00	
351182007	23476 N CANYON LAKE DR	\$192.00	
351182008	23466 N CANYON LAKE DR	\$192.00	
351182009	23456 N CANYON LAKE DR	\$192.00	
351182010	23446 N CANYON LAKE DR	\$192.00	
351182011	23434 N CANYON LAKE DR	\$192.00	
351182012	30028 MAYFLOWER DR	\$192.00	
351183001	28931 SLOOP DR	\$192.00	
351183002	29845 SLOOP DR	\$0.00	Y
351183003	29859 SLOOP DR	\$192.00	
351183004	29871 SLOOP DR	\$192.00	
351183005	29883 SLOOP DR	\$192.00	
351183006	23516 CANYON LAKE DR	\$0.00	Y
351183007	23506 CANYON LAKE DR	\$192.00	
351183008	29996 SMUGGLERS POINT DR	\$192.00	
351183009	29986 SMUGGLERS POINT DR	\$0.00	Y
351183010	29976 SMUGGLER POINT DR	\$192.00	
351183011	29966 SMUGGLER POINT DR	\$192.00	
351183012	29956 SMUGGLERS POINT DR	\$0.00	Y
351183013	29946 SMUGGLERS POINT DR	\$192.00	
351183014	29936 SMUGGLERS POINT DR	\$192.00	
351183015	29922 SMUGGLERS POINT DR	\$192.00	
351183016	29908 SMUGGLERS POINT DR	\$192.00	
351184002	29875 SMUGGLERS POINT DR	\$192.00	
351184003	29889 SMUGGLERS POINT DR	\$192.00	
351184004	29903 SMUGGLER POINT DR	\$192.00	
351184005	29921 SMUGGLERS POINT DR	\$0.00	Y
351184006	29903 GULF STREAM DR	\$192.00	
351184007	29915 GULF STREAM DR	\$192.00	
351184008	29927 GULF STREAM DR	\$192.00	
351184009	29941 GULF STREAM DR	\$192.00	
351184010	29953 GULF STREAM DR	\$192.00	
351184011	29967 GULF STREAM DR	\$192.00	
351184012	29984 MAYFLOWER DR	\$192.00	
351184013	29970 MAYFLOWER DR	\$192.00	
351184014	29956 MAYFLOWER DR	\$192.00	
351184015	29944 MAYFLOWER DR	\$192.00	
351184016	29930 MAYFLOWER DR	\$192.00	
351184017	29918 MAYFLOWER DR	\$192.00	
351191002	29975 CROSS HILL DR	\$192.00	
353021001	29017 SCOUT CT	\$0.00	Y
353021002	29033 SCOUT CT	\$0.00	Y

CITY OF CANYON LAKE
EMS FEE PRELIMINARY ROLL
FISCAL YEAR 2023-24

MAY 30, 2023

353021003	22010 VACATION DR	\$192.00	
353021004	22024 VACATION DR	\$192.00	
353021005	22038 VACATION DR	\$0.00	Y
353021006	22050 VACATION DR	\$192.00	
353021007	29049 SCOUT CT	\$192.00	
353021008	29001 SCOUT CT	\$192.00	
353021009	29000 SCOUT CT	\$192.00	
353021010	29026 SCOUT CT	\$192.00	
353021013	22108 VACATION DR	\$192.00	
353021014	22122 VACATION DR	\$192.00	
353022002	22151 VACATION DR	\$192.00	
353022006	22073 VACATION DR	\$192.00	
353022007	29082 LONGHORN DR	\$192.00	
353022008	29096 LONG HORN DR	\$0.00	Y
353022009	29110 LONGHORN DR	\$192.00	
353022010	29124 LONGHORN DR	\$192.00	
353022011	22110 DROVER WAY	\$192.00	
353022012	22124 DROVER WAY	\$192.00	
353022013	22138 DROVER WAY	\$192.00	
353022014	22139 DROVER WAY	\$192.00	
353022015	22125 DROVER WAY	\$192.00	
353022016	22111 DROVER WAY	\$0.00	Y
353022017	29172 LONGHORN DR	\$192.00	
353022018	29186 LONGHORN DR	\$192.00	
353022019	28988 BIG RANGE RD	\$192.00	
353022020	29006 BIG RANGE RD	\$0.00	Y
353022021	29018 BIG RANGE RD	\$192.00	
353022022	29030 BIG RANGE RD	\$192.00	
353022023	29042 BIG RANGE RD	\$192.00	
353022024	29328 OLD WRANGLER RD	\$192.00	
353022025	29346 OLD WRANGLER RD	\$192.00	
353022026	29364 OLD WRANGLER RD	\$192.00	
353022027	29378 OLD WRANGLER RD	\$192.00	
353022028	29393 OLD WRANGLER RD	\$192.00	
353022029	29379 OLD WRANGLER RD	\$192.00	
353022030	29365 OLD WRANGLER RD	\$192.00	
353022031	29351 OLD WRANGLER RD	\$192.00	
353022032	29337 OLD WRANGLER	\$192.00	
353023001	29035 BIG RANGE RD	\$192.00	
353023003	29001 BIG RANGE RD	\$192.00	
353023004	28979 BIG RANGE RD	\$192.00	
353023005	29216 LONGHORN DR	\$192.00	
353023006	29965 BIG RANGE RD	\$192.00	
353031001	22164 VACATION DR	\$192.00	
353031002	22178 VACATION DR	\$192.00	
353031003	22192 VACATION DR	\$192.00	
353031004	22206 VACATION DR	\$0.00	Y
353031005	22220 VACATION DR	\$192.00	
353031006	22234 VACATION DR	\$192.00	
353031007	22248 VACATION DR	\$192.00	
353032001	22177 VACATION DR	\$192.00	
353032002	22191 VACATION DR	\$0.00	Y
353032003	22207 VACATION DR	\$192.00	
353032004	22233 VACATION DR	\$192.00	

CITY OF CANYON LAKE
 EMS FEE PRELIMINARY ROLL
 FISCAL YEAR 2023-24

MAY 30, 2023

353032006	22267 VACATION DR	\$192.00	
353032008	29011 OLD WRANGLER RD	\$0.00	Y
353032009	29027 OLD WRANGLER RD	\$192.00	
353032010	29041 OLD WRANGLER RD	\$192.00	
353032011	29055 OLD WRANGLER RD	\$0.00	Y
353032012	29069 OLD WRANGLER RD	\$192.00	
353032014	29193 OLD WRANGLER RD	\$192.00	
353032015	29221 OLD WRANGLER RD	\$192.00	
353032016	29235 OLD WRANGLER RD	\$192.00	
353032017	29251 OLD WRANGLER RD	\$192.00	
353032018	29275 OLD WRANGLER RD	\$192.00	
353032019	29295 OLD WRANGLER RD	\$192.00	
353032020	29309 OLD WRANGLER RD	\$192.00	
353032021	29323 OLD WRANGLER RD	\$192.00	
353033001	29260 BIG RANGE RD	\$192.00	
353033002	29248 BIG RANGE RD	\$192.00	
353033003	29236 BIG RANGE DR	\$0.00	Y
353033004	29224 BIG RANGE RD	\$192.00	
353033005	29212 BIG RANGE RD	\$192.00	
353033006	29200 BIG RANGE	\$0.00	Y
353033007	29188 BIG RANGE RD	\$192.00	
353033008	29174 BIG RANGE RD	\$192.00	
353033009	29160 BIG RANGE RD	\$192.00	
353033010	29144 BIG RANGE RD	\$192.00	
353033011	29130 BIG RANGE RD	\$192.00	
353033012	29116 BIG RANGE RD	\$192.00	
353033013	29100 BIG RANGE RD	\$192.00	
353033016	29066 BIG RANGE RD	\$192.00	
353033017	20954 BIG RANGE	\$192.00	
353033018	29298 OLD WRANGLER RD	\$192.00	
353033019	29284 OLD WRANGLER RD	\$192.00	
353033020	29270 OLD WRANGLER RD	\$192.00	
353033021	29256 OLD WRANGLER RD	\$192.00	
353033022	29242 OLD WRANGLER RD	\$192.00	
353033023	29228 OLD WRANGLER RD	\$192.00	
353033024	29214 OLD WRANGLER RD	\$192.00	
353033025	29198 OLD WRANGLER RD	\$192.00	
353033026	29184 OLD WRANGLER RD	\$192.00	
353033027	29170 OLD WRANGLER RD	\$192.00	
353033028	29156 OLD WRANGLER RD	\$192.00	
353033029	29140 OLD WRANGLER RD	\$192.00	
353033030	29126 OLD WRANGLER RD	\$192.00	
353033031	29110 OLD WRANGLER RD	\$192.00	
353033032	29096 OLD WRANGLER RD	\$192.00	
353033033	29082 OLD WRANGLER RD	\$192.00	
353034001	29055 BIG RANGE RD	\$192.00	
353034004	29091 BIG RANGE RD	\$192.00	
353034005	29101 BIG RANGE RD	\$192.00	
353034006	29117 BIG RANGE RD	\$192.00	
353034007	29131 BIG RANGE RD	\$192.00	
353034008	29143 BIG RANGE RD	\$192.00	
353034009	29157 BIG RANGE RD	\$192.00	
353034010	29161 BIG RANGE RD	\$192.00	
353034011	29173 BIG RANGE RD	\$192.00	

CITY OF CANYON LAKE
EMS FEE PRELIMINARY ROLL
FISCAL YEAR 2023-24

MAY 30, 2023

353034012	29257 BIG RANGE RD	\$192.00	
353041001	29230 LONGHORN DR	\$192.00	
353041002	29246 LONGHORN DR	\$192.00	
353041003	29260 LONGHORN DR	\$192.00	
353041004	29272 LONGHORN DR	\$192.00	
353041005	29284 LONGHORN DR	\$192.00	
353041006	29296 LONGHORN DR	\$192.00	
353041007	29308 LONGHORN DR	\$192.00	
353041008	29320 LONGHORN DR	\$192.00	
353041009	22060 HOOFBEAT WAY	\$192.00	
353041010	29479 STAMPEDE WAY	\$192.00	
353041011	29467 STAMPEDE WAY	\$192.00	
353041012	29455 STAMPEDE WAY	\$192.00	
353041013	29433 STAMPEDE WAY	\$192.00	
353041014	29405 STAMPEDE WAY	\$192.00	
353041015	29391 STAMPEDE WAY	\$192.00	
353041016	29375 STAMPEDE WAY	\$192.00	
353041017	22205 DOGIE PL	\$192.00	
353041018	22191 DOGIE PL	\$192.00	
353041019	22177 DOGIE PL	\$0.00	Y
353041020	22160 DOGIE PL	\$192.00	
353041021	22176 DOGIE PL	\$192.00	
353041022	22190 DOGIE PL	\$192.00	
353041023	22204 DOGIE PL	\$192.00	
353041024	29328 STAMPEDE WAY	\$192.00	
353041025	29315 STAMPEDE WAY	\$192.00	
353041026	29301 STAMPEDE WAY	\$0.00	Y
353041027	29287 STAMPEDE WAY	\$192.00	
353041028	29273 STAMPEDE WAY	\$192.00	
353041029	29259 STAMPEDE WAY	\$192.00	
353041030	29258 STAMPEDE WAY	\$192.00	
353041031	29271 STAMPEDE WAY	\$192.00	
353041032	29288 S STAMPEED WAY	\$192.00	
353041033	29304 STAMPEDE WAY	\$192.00	
353041034	29318 STAMPEDE WAY	\$192.00	
353041037	29394 STAMPEDE WAY	\$192.00	
353041038	29408 STAMPEDE WAY	\$192.00	
353041040	22261 PINTO DR	\$0.00	Y
353041041	22251 PINTO DR	\$192.00	
353041043	22270 PINTO DR	\$192.00	
353041044	22286 PINTO DR	\$192.00	
353041045	22281 PINTO DR	\$192.00	
353041049	29442 STAMPEDE WAY	\$192.00	
353041050	29456 STAMPEDE WAY	\$192.00	
353041051	22110 HOOFBEAT WAY	\$192.00	
353041052	22142 HOOFBEAT WAY	\$0.00	Y
353041053	22168 HOOFBEAT WAY	\$192.00	
353041054	22182 HOOFBEAT WAY	\$0.00	Y
353041055	22196 HOOFBEAT WAY	\$192.00	
353041056	22210 HOOFBEAT WAY	\$192.00	
353041057	29507 BIG RANGE RD	\$192.00	
353041058	29495 BIG RANGE RD	\$192.00	
353041059	29483 BIG RANGE RD	\$192.00	
353041060	29471 BIG RANGE RD	\$192.00	

CITY OF CANYON LAKE
EMS FEE PRELIMINARY ROLL
FISCAL YEAR 2023-24

MAY 30, 2023

353041061	29441 BIG RANGE RD	\$192.00	
353041062	29411 BIG RANGE RD	\$192.00	
353041063	29369 BIG RANGE RD	\$192.00	
353041064	29335 BIG RANGE RD	\$192.00	
353041065	29321 BIG RANGE RD	\$192.00	
353041066	29301 BIG RANGE	\$192.00	
353041067	29287 BIG RANGE RD	\$192.00	
353041068	29273 BIG RANGE RD	\$192.00	
353041069	22220 HOOFBEAT WAY	\$192.00	
353041071	29432 STAMPEDED WAY	\$192.00	
353041072	29370 STAMPEDE WAY	\$192.00	
353041073	29422 STAMPEDE WAY	\$192.00	
353042001	29272 BIG RANGE RD	\$192.00	
353042002	29284 BIG RANGE RD	\$192.00	
353042003	29296 BIG RANGE RD	\$192.00	
353042004	29308 BIG RANGE RD	\$192.00	
353042005	29320 BIG RANGE RD	\$192.00	
353042006	29332 BIG RANGE RD	\$0.00	Y
353042007	29344 BIG RANGE RD	\$192.00	
353042008	29356 BIG RANGE RD	\$192.00	
353042009	29368 BIG RANGE RD	\$192.00	
353042010	29380 BIG RANGE RD	\$192.00	
353042011	29392 BIG RANGE RD	\$192.00	
353042012	29404 BIG RANGE RD	\$192.00	
353042014	29428 BIG RANGE RD	\$192.00	
353042015	29440 BIG RANGE RD	\$192.00	
353042016	29452 BIG RANGE RD	\$192.00	
353042017	29464 BIG RANGE RD	\$192.00	
353051001	29411 LONGHORN DR	\$192.00	
353051002	29423 LONGHORN DR	\$192.00	
353051003	29433 LONGHORN DR	\$192.00	
353051004	29443 LONGHORN DR	\$0.00	Y
353051005	29453 LONGHORN DR	\$192.00	
353051006	29463 LONGHORN DR	\$0.00	Y
353051007	29483 LONGHORN DR	\$192.00	
353051008	29473 LONGHORN DR	\$192.00	
353051009	29493 LONGHORN DR	\$192.00	
353051010	29505 LONGHORN DR	\$192.00	
353052001	29352 LONGHORN DR	\$192.00	
353052002	29364 LONGHORN DR	\$192.00	
353052003	29376 LONGHORN DR	\$192.00	
353052006	29418 LONGHORN DR	\$192.00	
353052007	22066 OLD PAINT WAY	\$192.00	
353052008	22080 OLD PAINT WAY	\$192.00	
353052009	22094 OLD POINT WAY	\$192.00	
353052010	22108 OLD PAINT WAY	\$192.00	
353052011	22122 OLD PAINT WAY	\$192.00	
353052012	22121 OLD PAINT WAY	\$192.00	
353052015	22077 OLD PAINT WAY	\$192.00	
353052016	22063 OLD PAINT WAY	\$192.00	
353052018	29474 LONGHORN DR	\$192.00	
353052019	29486 LONGHORN DR	\$192.00	
353052020	29504 LONGHORN DR	\$192.00	
353052021	22050 MUSTANG CT	\$192.00	

CITY OF CANYON LAKE
 EMS FEE PRELIMINARY ROLL
 FISCAL YEAR 2023-24

MAY 30, 2023

353052022	22066 MUSTANG CT	\$192.00	
353052023	22078 MUSTANG CT	\$0.00	Y
353052024	22088 MUSTANG CT	\$192.00	
353052025	22098 MUSTANG CT	\$192.00	
353052026	22112 MUSTANG CT	\$192.00	
353052027	22126 MUSTANG CT	\$192.00	
353052028	22140 MUSTANG CT	\$192.00	
353052029	22154 MUSTANG CT	\$192.00	
353052030	22170 MUSTANG CT	\$192.00	
353052031	22169 PECOS PL	\$192.00	
353052032	22157 PECOS PL	\$192.00	
353052033	22143 PECOS PL	\$192.00	
353052034	22133 PECOS PL	\$192.00	
353052035	22134 PECOS PL	\$192.00	
353052036	22148 PECOS PL	\$192.00	
353052038	29537 BIG RANGE RD	\$0.00	Y
353052039	29525 BIG RANGE RD	\$192.00	
353052040	22197 HOOFBEAT WAY	\$192.00	
353052041	22169 HOOFBEAT WAY	\$0.00	Y
353052042	22155 HOOFBEAT WAY	\$192.00	
353052045	22111 HOOFBEAT WAY	\$192.00	
353052046	22097 HOOFBEAT	\$192.00	
353052047	22075 HOOFBEAT WAY	\$192.00	
353052048	22085 HOOFBEAT WAY	\$192.00	
353052049	22093 OLD PAINT WAY	\$192.00	
353052051	22107 OLD PAINT WAY	\$192.00	
353052054	29400 LONGHORN DR	\$192.00	
353052055	29464 LONGHORN DR	\$192.00	
353053002	29494 BIG RANGE RD	\$192.00	
353053003	29506 BIG RANGE RD	\$192.00	
353053004	29518 BIG RANGE RD	\$192.00	
353053006	29542 BIG RANGE RD	\$192.00	
353053007	29554 BIG RANGE RD	\$192.00	
353053008	29566 BIG RANGE RD	\$192.00	
353053009	29578 BIG RANGE RD	\$192.00	
353053010	29590 BIG RANGE RD	\$192.00	
353060002	22214 WHIRLWAY CT	\$192.00	
353060003	22228 WHIRLWAY CT	\$192.00	
353060004	22238 WHIRLWAY CT	\$192.00	
353060005	22252 WHIRLWAY CT	\$192.00	
353060006	22266 WHIRLWAY CT	\$192.00	
353060007	22280 WHIRLWAY CT	\$192.00	
353060008	22294 WHIRLWAY CT	\$0.00	Y
353060010	22322 WHIRLWAY CT	\$192.00	
353060012	22344 WHIRLWAY CT	\$192.00	
353060013	22358 WHIRLWAY CT	\$192.00	
353060014	22372 WHIRLWAY CT	\$192.00	
353060015	22386 WHIRLWAY CT	\$192.00	
353060016	22400 WHIRLWAY CT	\$192.00	
353060017	22414 WHIRLWAY CT	\$192.00	
353060018	22428 WHIRLWAY CT	\$192.00	
353060019	22442 WHIRLWAY CT	\$192.00	
353060020	22456 WHIRLWAY CT	\$192.00	
353060021	22470 WHIRLWAY CT	\$192.00	

CITY OF CANYON LAKE
EMS FEE PRELIMINARY ROLL
FISCAL YEAR 2023-24

MAY 30, 2023

353060022	22484 WHIRLAWAY CT	\$192.00	
353060023	22498 WHIRLAWAY CT	\$192.00	
353060024	22497 WHIRLAWAY CT	\$192.00	
353060025	22485 WHIRLAWAY CT	\$192.00	
353060026	22471 WHIRLAWAY CT	\$192.00	
353060027	22455 WHIRLAWAY CT	\$192.00	
353060028	22443 WHIRLAWAY CT	\$192.00	
353060029	22429 WHIRLAWAY CT	\$192.00	
353060030	22415 WHIRLAWAY CT	\$192.00	
353060031	22401 WHIRLAWAY CT	\$192.00	
353060032	22385 WHIRLAWAY CT	\$192.00	
353060033	22359 WHIRLAWAY CT	\$192.00	
353060034	22345 WHIRLAWAY CT	\$192.00	
353060035	22237 WHIRLAWAY CT	\$192.00	
353060036	22217 WHIRLAWAY CT	\$192.00	
353060037	29630 BIG RANGE RD	\$0.00	Y
353060038	29642 BIG RANGE RD	\$192.00	
353060039	29654 BIG RANGE RD	\$192.00	
353060040	29668 BIG RANGE RD	\$192.00	
353060041	29678 BIG RANGE RD	\$192.00	
353060042	29690 BIG RANGE RD	\$192.00	
353060045	29726 BIG RANGE RD	\$192.00	
353060046	29738 BIG RANGE RD	\$192.00	
353060047	29750 BIG RANGE RD	\$192.00	
353060048	29762 BIG RANGE RD	\$0.00	Y
353060049	22268 TUMBLEWEED DR	\$192.00	
353060050	22296 TUMBLEWEED DR	\$192.00	
353060051	22314 TUMBLEWEED DR	\$192.00	
353060052	22326 TUMBLEWEED DR	\$192.00	
353060053	22340 TUMBLEWEED DR	\$192.00	
353060054	22354 TUMBLEWEED DR	\$192.00	
353060055	22355 TUMBLEWEED DR	\$192.00	
353060056	22341 TUMBLEWEED DR	\$192.00	
353060057	29702 BIG RANGE RD	\$192.00	
353071001	29515 LONGHORN DR	\$192.00	
353071003	29525 LONGHORN DR	\$192.00	
353071004	29545 LONGHORN DR	\$192.00	
353071005	29555 LONGHORN DR	\$192.00	
353071007	29565 LONGHORN DR	\$192.00	
353071008	29585 LONGHORN DR	\$192.00	
353072001	29595 LONGHORN DR	\$192.00	
353072002	29609 LONGHORN DR	\$192.00	
353072003	29619 LONGHORN DR	\$0.00	Y
353072004	29629 LONGHORN DR	\$192.00	
353072006	29639 LONGHORN DR	\$192.00	
353073001	22075 TUMBLEWEED DR	\$192.00	
353073002	22063 TUMBLEWEED DR	\$192.00	
353073003	22055 TUMBLEWEED DR	\$192.00	
353073004	29558 LONGHORN DR	\$192.00	
353073005	29584 LONGHORN DR	\$192.00	
353073007	29606 LONGHORN DR	\$192.00	
353073008	22040 SADDLE CT	\$0.00	Y
353073009	22054 SADDLE CT	\$192.00	
353073010	22068 SADDLE CT	\$192.00	

CITY OF CANYON LAKE
 EMS FEE PRELIMINARY ROLL
 FISCAL YEAR 2023-24

MAY 30, 2023

353073011	29627 CHAPARRAL WAY	\$0.00	Y
353073013	29599 CHAPARRAL WAY	\$192.00	
353073014	29585 CHAPARRAL WAY	\$192.00	
353074001	29570 CHAPARRAL WAY	\$0.00	Y
353074002	29598 CHAPARRAL WAY	\$192.00	
353074003	29616 CHAPARRAL WAY	\$192.00	
353074004	29628 CHAPARRAL WAY	\$192.00	
353074006	22159 CRUSADER PL	\$192.00	
353074007	22158 CRUSADER PL	\$192.00	
353074008	22174 CRUSADER PL	\$192.00	
353074009	29807 BIG RANGE RD	\$192.00	
353074010	22245 TUMBLEWEED DR	\$192.00	
353074012	22225 TUMBLEWEED DR	\$192.00	
353074013	22201 TUMBLEWEED DR	\$192.00	
353074014	22169 TUMBLEWEED DR	\$192.00	
353074015	22137 TUMBLEWEED DR	\$192.00	
353074016	22119 TUMBLEWEED DR	\$192.00	
353074017	22105 TUMBLE WEED DR	\$192.00	
353075001	29520 LONGHORN DR	\$0.00	Y
353075002	29530 LONGHORN DR	\$192.00	
353075003	29542 LONGHORN DR	\$192.00	
353075004	22062 TUMBLEWEED DR	\$192.00	
353075005	22074 TUMBLEWEED DR	\$192.00	
353075006	22088 TUMBLEWEED DR	\$192.00	
353075007	22104 TUMBLEWEED DR	\$192.00	
353075008	22120 TUMBLEWEED DR	\$0.00	Y
353075009	22134 TUMBLEWEED DR	\$0.00	Y
353075010	22148 TUMBLEWEED DR	\$192.00	
353075011	22162 TUMBLEWEED CT	\$192.00	
353075012	22176 TUMBLEWEED	\$192.00	
353075013	22190 TUMBLEWEED DR	\$192.00	
353075014	22204 TUMBLEWEED DR	\$192.00	
353075015	22218 TUMBLEWEED DR	\$192.00	
353075016	22232 TUMBLEWEED DR	\$192.00	
353075017	22246 TUMBLEWEED DR	\$192.00	
353075018	29727 BIG RANGE RD	\$192.00	
353075019	29701 BIG RANGE RD	\$192.00	
353075020	29675 BIG RANGE RD	\$192.00	
353075021	29653 BIG RANGE RD	\$0.00	Y
353075022	29629 BIG RANGE RD	\$192.00	
353075023	29617 BIG RANGE RD	\$192.00	
353075024	29605 BIG RANGE RD	\$192.00	
353075027	22141 MUSTANG CT	\$0.00	Y
353075028	22125 MUSTANG CT	\$192.00	
353075029	22111 MUSTANG CT	\$192.00	
353075030	22077 MUSTANG CT	\$192.00	
353075031	22065 MUSTANG CT	\$192.00	
353075032	22055 MUSTANG CT	\$192.00	
353075033	22171 MUSTANG CT	\$192.00	
353075034	22157 MUSTANG CT	\$192.00	
353081002	29659 LONGHORN DR	\$0.00	Y
353081003	29669 LONGHORN DR	\$192.00	
353081005	29689 LONGHORN DR	\$192.00	
353081006	29699 LONGHORN DR	\$192.00	

CITY OF CANYON LAKE
 EMS FEE PRELIMINARY ROLL
 FISCAL YEAR 2023-24

MAY 30, 2023

353081007	29709 LONGHORN DR	\$192.00	
353081008	29719 LONGHORN RD	\$0.00	Y
353081009	29729 LONGHORN DR	\$192.00	
353081010	29739 LONGHORN DR	\$192.00	
353081012	29759 LONGHORN DR	\$192.00	
353082001	29640 LONGHORN DR	\$192.00	
353082002	29656 LONGHORN DR	\$192.00	
353082004	29680 LONGHORN DR	\$192.00	
353082005	29690 LONGHORN DR	\$192.00	
353082006	29700 LONGHORN DR	\$192.00	
353082007	29710 LONGHORN DR	\$0.00	Y
353082008	30099 BIG RANGE RD	\$192.00	
353082009	30085 BIG RANGE RD	\$192.00	
353082010	30059 BIG RANGE RD	\$192.00	
353082011	30033 BIG RANGE RD	\$192.00	
353082012	30021 BIG RANGE RD	\$192.00	
353082013	30009 BIG RANGE RD	\$192.00	
353082014	29995 BIG RANGE	\$192.00	
353082015	29983 BIG RANGE RD	\$0.00	Y
353082017	29955 BIG RANGE RD	\$192.00	
353082018	29947 BIG RANGE RD	\$0.00	Y
353082019	29923 BIG RANGE RD	\$192.00	
353082020	29865 BIG RANGE RD	\$192.00	
353082021	29841 BIG RANGE RD	\$192.00	
353082022	29829 BIG RANGE RD	\$192.00	
353082023	29817 BIG RANGE RD	\$192.00	
353082026	29668 CHAPARRAL WAY	\$192.00	
353082027	29682 CHAPARRAL WAY	\$192.00	
353082028	29698 CHAPARRAL WAY	\$192.00	
353082029	29712 CHAPARRAL WAY	\$192.00	
353082030	29726 CHAPARRAL WAY	\$192.00	
353082031	29740 CHAPARRAL WAY	\$192.00	
353082032	29739 CHAPARRAL WAY	\$192.00	
353082034	29711 CHAPARRAL WAY	\$192.00	
353082035	29693 CHAPARRAL WAY	\$192.00	
353082036	29655 CHAPARRAL WAY	\$192.00	
353082037	22069 SADDLE CT	\$192.00	
353082038	22055 SADDLE COURT	\$192.00	
353082039	29670 LONGHORN DR	\$192.00	
353082040	29727 CHAPARRAL WAY	\$192.00	
353082041	29642 CHAPARRAL WAY	\$192.00	
353082042	22175 CRUSADER PL	\$192.00	
353082045	29656 CHAPARRAL WAY	\$192.00	
353083001	30098 BIG RANGE RD	\$192.00	
353083002	30086 BIG RANGE RD	\$192.00	
353083003	30074 BIG RANGE RD	\$192.00	
353083004	30062 BIG RANGE RD	\$192.00	
353083006	30038 BIG RANGE RD	\$0.00	Y
353083007	30026 BIG RANGE RD	\$192.00	
353083008	30010 BIG RANGE RD	\$192.00	
353083009	29984 BIG RANGE RD	\$192.00	
353083010	29716 BUGGYWHIP CT	\$192.00	
353083011	29715 BUGGYWHIP CT	\$192.00	
353083012	29729 BUGGYWHIP CT	\$192.00	

CITY OF CANYON LAKE
 EMS FEE PRELIMINARY ROLL
 FISCAL YEAR 2023-24

MAY 30, 2023

353083013	29743 BUGGYWHIP CT	\$192.00	
353083015	29728 BUGGY WHIP CT	\$192.00	
353083016	29714 BUGGY WHIP CT	\$192.00	
353083017	29710 BUGGYWHIP CT	\$192.00	
353083020	29912 BIG RANGE RD	\$192.00	
353083021	29900 BIG RANGE	\$192.00	
353083022	29888 BIG RANGE RD	\$0.00	Y
353083023	29876 BIG RANGE RD	\$0.00	Y
353083024	29864 BIG RANGE RD	\$192.00	
353083025	29850 BIG RANGE RD	\$192.00	
353083026	29830 BIG RANGE RD	\$192.00	
353083027	29806 BIG RANGE RD	\$192.00	
353083028	29794 BIG RANGE RD	\$192.00	
353083029	22281 TUMBLEWEED DR	\$192.00	
353083030	22295 TUMBLEWEED DR	\$192.00	
353083031	22309 TUMBLEWEED DR	\$192.00	
353083032	22323 TUMBLEWEED DR	\$192.00	
353083034	29924 BIG RANGE RD	\$192.00	
353091001	29769 LONGHORN DR	\$192.00	
353091002	29779 LONGHORN DR	\$192.00	
353091003	29789 LONGHORN DR	\$192.00	
353091004	29799 LONGHORN DR	\$192.00	
353091005	29809 LONGHORN DR	\$0.00	Y
353091006	29819 LONGHORN DR	\$0.00	Y
353091007	29829 LONGHORN DR	\$192.00	
353091009	29859 LONGHORN DR	\$192.00	
353092001	29766 LONGHORN DR	\$192.00	
353092002	29778 LONGHORN DR	\$192.00	
353092003	29792 LONGHORN DR	\$192.00	
353092004	29804 LONGHORN DR	\$192.00	
353092005	29818 LONGHORN DR	\$192.00	
353092006	29830 LONGHORN DR	\$192.00	
353092007	29842 LONGHORN DR	\$192.00	
353092008	22100 BRONC CT	\$192.00	
353092009	22144 BRONC CT	\$192.00	
353092010	22166 BRONC CT	\$192.00	
353092011	22198 BRONC CT	\$192.00	
353092012	22256 BRONC CT	\$192.00	
353092013	22270 BRONC CT	\$192.00	
353092014	22284 BRONC CT	\$0.00	Y
353092017	22257 BRONC CT	\$192.00	
353092018	22243 BRONC CT	\$192.00	
353092019	22229 BRONC CT	\$192.00	
353092020	22215 BRONC CT	\$192.00	
353092021	22201 BRONC CT	\$192.00	
353092022	22187 BRONC CT	\$192.00	
353092023	22173 BRONC CT	\$192.00	
353092024	22159 BRONC CT	\$192.00	
353092026	22131 BRONC CT	\$192.00	
353092027	22115 BRONC CT	\$192.00	
353092028	29870 LONGHORN DR	\$192.00	
353092029	29880 LONGHORN DR	\$192.00	
353092030	29890 LONGHORN DR	\$192.00	
353092036	22271 BRONC CT	\$192.00	

CITY OF CANYON LAKE
 EMS FEE PRELIMINARY ROLL
 FISCAL YEAR 2023-24

MAY 30, 2023

353092037	22285 BRONC CT	\$192.00	
353102001	22540 BASS PL	\$192.00	
353102002	22530 BASS PL	\$192.00	
353102003	22520 BASS PL	\$192.00	
353102004	22510 BASS PL	\$192.00	
353102005	22500 BASS PL	\$192.00	
353102009	22531 BASS PL	\$192.00	
353102010	22541 BASS PL	\$192.00	
353102011	22551 BASS PL	\$192.00	
353102012	22511 BASS PL	\$192.00	
353102014	22521 BASS PL	\$192.00	
353103001	22554 W SAN JOAQUIN DR	\$192.00	
353103002	22572 W SAN JOAQUIN DR	\$192.00	
353103003	22590 W SAN JOAQUIN DR	\$192.00	
353103004	22606 W SAN JOAQUIN DR	\$192.00	
353103005	22618 W SAN JOAQUIN DR	\$192.00	
353103006	28931 VACATION DR	\$192.00	
353104001	22591 W SAN JOAQUIN DR	\$192.00	
353104002	22605 W SAN JOAQUIN DR	\$192.00	
353104003	22619 W SAN JOAQUIN DR	\$192.00	
353104004	22631 W SAN JOAQUIN DR	\$0.00	Y
353104005	28961 VACATION DR	\$192.00	
353104007	28985 VACATION DR	\$192.00	
353111001	22536 W SAN JOAQUIN DR	\$192.00	
353111002	22518 W SAN JOAQUIN DR	\$192.00	
353111003	22500 W SAN JOAQUIN DR	\$192.00	
353111006	22460 W SAN JOAQUIN DR	\$192.00	
353111007	22448 W SAN JOAQUIN DR	\$192.00	
353111011	22400 W SAN JOAQUIN DR	\$192.00	
353111012	22388 W SAN JOAQUIN DR	\$192.00	
353111013	22376 W SAN JOAQUIN DR	\$192.00	
353112001	21885 W SAN JOAQUIN DR	\$192.00	
353112002	22675 BUTTERCUP PL	\$192.00	
353112003	22661 BUTTERCUP PL	\$0.00	Y
353112004	22645 BUTTERCUP PL	\$192.00	
353112005	22630 BUTTERCUP PL	\$192.00	
353112006	22600 BUTTERCUP PL	\$192.00	
353112008	22613 BUTTERCUP PL	\$192.00	
353112009	22625 BUTTERCUP PL	\$192.00	
353112010	22637 BUTTERCUP PL	\$192.00	
353112012	22663 BUTTERCUP PL	\$192.00	
353112013	22677 BUTTERCUP PL	\$192.00	
353112014	21901 W SAN JOAQUIN DR	\$192.00	
353112015	21911 W SAN JOAQUIN DR	\$192.00	
353112016	21929 W SAN JOAQUIN DR	\$192.00	
353112018	21959 W SAN JOAQUIN DR	\$0.00	Y
353112019	22772 INSPIRATION PT	\$192.00	
353112020	22740 INSPIRATION PT	\$192.00	
353112021	22720 INSPIRATION PT	\$192.00	
353112022	22708 INSPIRATION PT	\$0.00	Y
353112025	22672 INSPIRATION PT	\$192.00	
353112026	22660 INSPIRATION PT	\$192.00	
353112027	22648 INSPIRATION PT	\$192.00	
353112029	22636 INSPIRATION PT	\$192.00	

CITY OF CANYON LAKE
EMS FEE PRELIMINARY ROLL
FISCAL YEAR 2023-24

MAY 30, 2023

353112031	22600 INSPIRATION PT	\$192.00	
353112035	22391 W SAN JOAQUIN	\$192.00	
353112036	22401 W SAN JOAQUIN DR	\$192.00	
353112037	22425 W SAN JOAQUIN DR	\$192.00	
353112038	22461 W SAN JOAQUIN DR	\$192.00	
353112039	22501 W SAN JOAQUIN DR	\$192.00	
353112040	22519 W SAN JOAQUIN DR	\$192.00	
353112041	22535 W SAN JOAQUIN DR	\$192.00	
353112042	22555 W SAN JOAQUIN DR	\$192.00	
353112043	22573 W SAN JOAQUIN DR	\$192.00	
353112044	22588 INSPIRATION PT	\$0.00	Y
353112047	22379 W SAN JOAQUIN DR	\$192.00	
353113001	22569 INSPIRATION POINT	\$192.00	
353113002	22601 INSPIRATION PT	\$192.00	
353113003	22633 INSPIRATION PT	\$192.00	
353113004	22673 INSPIRATION PT	\$192.00	
353113005	22691 INSPIRATION PT	\$0.00	Y
353113006	22711 INSPIRATION PT	\$192.00	
353113007	22733 INSPIRATION PT	\$192.00	
353113008	22735 INSPIRATION PT	\$192.00	
353113010	22759 INSPIRATION PT	\$192.00	
353113011	22055 SAN JOAQUIN DR	\$192.00	
353113012	22015 W SAN JOAQUIN DR	\$192.00	
353114001	29101 VACATION DR	\$192.00	
353114002	29091 VACATION DR	\$192.00	
353114003	29081 VACATION DR	\$192.00	
353114004	21886 W SAN JOAQUIN DR	\$192.00	
353114005	21898 W SAN JOAQUIN DR	\$192.00	
353114006	21910 W SAN JOAQUIN DR	\$192.00	
353114007	21930 W SAN JOAQUIN DR	\$192.00	
353114008	22744 GRANITE DOME PL	\$192.00	
353114009	22760 GRANITE DOME PL	\$192.00	
353131001	22364 W SAN JOAQUIN DR	\$192.00	
353131002	22354 W SAN JOAQUIN DR	\$192.00	
353131003	22344 W SAN JOAQUIN DR	\$192.00	
353131004	22336 W SAN JOAQUIN DR	\$192.00	
353131006	22318 W SAN JOAQUIN DR	\$192.00	
353131007	22310 W SAN JOAQUIN	\$192.00	
353131008	22298 W SAN JOAQUIN DR	\$192.00	
353131010	22274 W SAN JOAQUIN DR	\$192.00	
353131011	22262 W SAN JOAQUIN DR	\$192.00	
353131012	22250 W SAN JOAQUIN DR	\$192.00	
353131013	22244 W SAN JOAQUIN DR	\$192.00	
353131014	22238 W SAN JOAQUIN DR	\$192.00	
353131016	22216 W SAN JOAQUIN DR	\$192.00	
353131017	22204 W SAN JOAQUIN DR	\$192.00	
353131018	22190 W SAN JOAQUIN DR	\$0.00	Y
353131019	22178 W SAN JOAQUIN DR	\$192.00	
353131020	22166 W SAN JOAQUIN DR	\$192.00	
353131021	22156 W SAN JOAQUIN DR	\$192.00	
353131023	22136 W SAN JOAQUIN DR	\$192.00	
353131024	22126 W SAN JOAQUIN DR	\$192.00	
353131025	22116 W SAN JOAQUIN	\$192.00	
353131026	22108 W SAN JOAQUIN DR	\$192.00	

CITY OF CANYON LAKE
 EMS FEE PRELIMINARY ROLL
 FISCAL YEAR 2023-24

MAY 30, 2023

353131027	22100 W SAN JOAQUIN WEST DF	\$192.00	
353131028	22092 W SAN JOAQUIN DR	\$192.00	
353131029	22084 W SAN JOAQUIN DR	\$192.00	
353131030	22076 W SAN JACQUIN DR	\$192.00	
353132005	22323 W SAN JOAQUIN DR	\$192.00	
353132006	22313 W SAN JOAQUIN DR	\$192.00	
353132007	22299 W SAN JOAQUIN DR	\$192.00	
353132008	22287 W SAN JOAQUIN DR	\$192.00	
353132009	22261 W SAN JOAQUIN DR	\$192.00	
353132010	22225 W SAN JOAQUIN DR	\$192.00	
353132011	22211 W SAN JOAQUIN DR	\$192.00	
353132012	22191 W SAN JOAQUIN DR	\$192.00	
353132015	22151 W SAN JOAQUIN DR	\$192.00	
353132016	22141 W SAN JOAQUIN DR	\$0.00	Y
353132018	22121 W SAN JOAQUIN DR	\$192.00	
353132019	22109 W SAN JOAQUIN DR	\$192.00	
353132020	22101 W SAN JOAQUIN DR	\$192.00	
353132021	22093 W SAN JOAQUIN DR	\$192.00	
353132022	22085 W SAN JOAQUIN DR	\$192.00	
353132023	22075 W SAN JOAQUIN DR	\$0.00	Y
353132024	22065 W SAN JOAQUIN	\$192.00	
353132025	22553 INSPIRATION PT	\$0.00	Y
353132026	22541 INSPIRATION PT	\$192.00	
353132027	22520 INSPIRATION PT	\$192.00	
353132028	22501 INSPIRATION PT	\$192.00	
353132029	22500 INSPIRATION PT	\$192.00	
353132030	22241 W SAN JOAQUIN DR	\$192.00	
353132031	22516 INSPIRATION PT	\$192.00	
353132032	22528 INSPIRATION PT	\$0.00	Y
353132034	22552 INSPIRATION PT	\$192.00	
353132035	22564 INSPIRATION PT	\$192.00	
353132037	22576 INSPIRATION PT	\$192.00	
353141001	22032 SAN JOAQUIN DR	\$192.00	
353141002	22026 W SAN JOAQUIN DR	\$192.00	
353141003	22006 W SAN JOAQUIN DR	\$192.00	
353141004	21988 W SAN JOAQUIN DR	\$192.00	
353141005	21974 W SAN JOAQUIN DR	\$192.00	
353141006	21970 W SAN JOAQUIN DR	\$192.00	
353141007	22761 GRANITE DOME PL	\$192.00	
353141009	22780 GRANITE DOME PL	\$0.00	Y
353141010	22800 GRANITE DOME RD	\$192.00	
353141011	22801 GRANITE DOME PL	\$0.00	Y
353141012	29231 VACATION DR	\$192.00	
353141015	29291 VACATION DR	\$192.00	
353142001	22860 GREEN PINE DR	\$192.00	
353142002	22872 GREEN PINE DR	\$192.00	
353142003	22884 GREEN PINE DR	\$192.00	
353142004	22896 GREEN PINE DR	\$192.00	
353142006	22920 GREEN PINE DR	\$192.00	
353142007	22932 GREEN PINE DR	\$192.00	
353142008	22944 GREEN PINE	\$192.00	
353142009	22966 GREEN PINE DR	\$192.00	
353142010	22978 GREEN PINE DR	\$192.00	
353142011	22990 GREEN PINE DR	\$192.00	

CITY OF CANYON LAKE
 EMS FEE PRELIMINARY ROLL
 FISCAL YEAR 2023-24

MAY 30, 2023

353143001	29310 VACATION DR	\$0.00	Y
353143002	22861 GREEN PINE DR	\$192.00	
353143003	22877 GREEN PINE DR	\$192.00	
353143004	22883 GREEN PINE DR	\$192.00	
353143005	22893 GREEN PINE DR	\$192.00	
353143006	22911 GREEN PINE DR	\$192.00	
353143007	29231 MAMMOTH PL	\$192.00	
353143010	29271 MAMMOTH PL	\$192.00	
353143011	29281 MAMMOTH PL	\$192.00	
353144001	29280 MAMMOTH PL	\$192.00	
353144002	29270 MAMMOTH PL	\$192.00	
353144003	29260 MAMMOTH PL	\$192.00	
353144005	29240 MAMMOTH PL	\$192.00	
353144006	29230 MAMMOTH PL	\$192.00	
353151001	22751 E SAN JOAQUIN DR	\$0.00	Y
353151002	22737 SAN JOAQUIN DR E	\$192.00	
353151003	22723 E SAN JOAQUIN DR	\$192.00	
353151004	22707 E SAN JOAQUIN DR	\$192.00	
353151005	22687 E SAN JOAQUIN DR	\$192.00	
353151006	22671 E SAN JOAQUIN DR	\$192.00	
353151007	22651 E SAN JOAQUIN DR	\$192.00	
353151008	28970 VACATION DR	\$192.00	
353151009	28990 VACATION DR	\$192.00	
353151010	29000 VACATION DR	\$192.00	
353151011	29030 VACATION DR	\$192.00	
353151012	29050 VACATION DR	\$192.00	
353151013	29066 VACATION DR	\$192.00	
353151014	29078 VACATION DR	\$0.00	Y
353151015	29195 YOSEMITE PL	\$192.00	
353151016	29189 YOSEMITE PL	\$192.00	
353151017	29183 YOSEMITE PL	\$192.00	
353151018	29173 YOSEMITE DR	\$192.00	
353151019	22831 E SAN JOAQUIN DR	\$192.00	
353151020	22801 E SAN JOAQUIN DR	\$192.00	
353151021	22781 E SAN JOAQUIN DR	\$192.00	
353151022	29060 LUPIN PL	\$192.00	
353151023	29061 LUPIN PL	\$192.00	
353151024	29041 LUPIN PL	\$0.00	Y
353151025	29025 LUPIN PL	\$192.00	
353152001	29210 VACATION DR	\$192.00	
353152002	29200 VACATION DR	\$192.00	
353152003	29190 VACATION DR	\$192.00	
353152006	29158 VACATION	\$0.00	Y
353152007	29140 VACATION DR	\$192.00	
353152008	29130 VACATION DR	\$192.00	
353152009	29120 VACATION DR	\$0.00	Y
353152010	29118 VACATION DR	\$192.00	
353152011	29182 YOSEMITE PL	\$192.00	
353152012	29168 YOSEMITE PL	\$192.00	
353152013	29150 YOSEMITE PL	\$0.00	Y
353152014	22881 E SAN JOAQUIN DR	\$192.00	
353152016	22905 E SAN JOAQUIN DR	\$192.00	
353152017	22915 E SAN JOAQUIN DR	\$192.00	
353152018	22927 SAN JOAQUIN DR	\$192.00	

CITY OF CANYON LAKE
EMS FEE PRELIMINARY ROLL
FISCAL YEAR 2023-24

MAY 30, 2023

353152019	22941 E SAN JOAQUIN DR		\$192.00	
353152020	22940 E SAN JOAQUIN DR		\$192.00	
353152021	22928 E SAN JOAQUIN		\$192.00	
353153001	29111 VACATION DR		\$192.00	
353153002	29121 VACATION DR		\$192.00	
353153003	29133 VACATION DR		\$192.00	
353153005	29171 VACATION DR		\$192.00	
353153006	29191 VACATION DR		\$192.00	
353153007	29201 VACATION DR		\$192.00	
353153008	29219 VACATION DR		\$192.00	
353161003	22570 BASS PL UNIT 1	1	\$192.00	
353161004	22570 BASS PL UNIT 2	2	\$192.00	
353161005	22570 BASS PL UNIT 3	3	\$192.00	
353161006	22570 BASS PL UNIT 4	4	\$192.00	
353161007	22570 BASS PL UNIT 5	5	\$192.00	
353161008	22570 BASS PL UNIT 6	6	\$192.00	
353161009	22570 BASS PL UNIT 7	7	\$192.00	
353161010	22570 BASS PL UNIT 8	8	\$192.00	
353161011	22570 BASS PL UNIT 9	9	\$192.00	
353161012	22570 BASS PL UNIT 10	10	\$192.00	
353161013	22570 BASS PL UNIT 11	11	\$0.00	Y
353161014	22570 BASS PL UNIT 12	12	\$192.00	
353161015	22570 BASS PL UNIT 13	13	\$192.00	
353161016	22570 BASS PL UNIT 14	14	\$192.00	
353161017	22570 BASS PL UNIT 15	15	\$192.00	
353161018	22570 BASS PL UNIT 16	16	\$192.00	
353161019	22570 BASS PL UNIT 17	17	\$192.00	
353161020	22570 BASS PL UNIT 18	18	\$192.00	
353162001	28760 VACATION DR		\$192.00	
353162002	28780 VACATION DR		\$192.00	
353162003	22560 SNOW WATER PL		\$192.00	
353162004	22570 SNOW WATER PL		\$192.00	
353162005	22580 SNOW WATER PL		\$192.00	
353162007	22591 SNOW WATER PL		\$192.00	
353162008	22581 SNOW WATER PL		\$192.00	
353162009	22571 SNOW WATER PL		\$192.00	
353162010	22561 SNOW WATER PL		\$192.00	
353162011	28810 VACATION DR		\$192.00	
353162013	28850 VACATION DR		\$192.00	
353162014	28870 VACATION DR		\$192.00	
353162018	22650 SAN JOAQUIN DR		\$192.00	
353162019	22666 SAN JOAQUIN DR		\$192.00	
353162020	22680 E SAN JOAQUIN DR		\$192.00	
353162021	22696 SAN JOAQUIN DR		\$192.00	
353162023	22722 SAN JOAQUIN		\$192.00	
353162024	22736 SAN JOAQUIN DR		\$192.00	
353162025	22750 E SAN JOAQUIN DR		\$192.00	
353162026	22766 E SAN JOAQUIN DR		\$0.00	Y
353162027	22780 SAN JOAQUIN DR		\$192.00	
353162028	22796 E SAN JOAQUIN DR		\$192.00	
353162029	22810 E SAN JOAQUIN DR		\$0.00	Y
353162031	29035 YOSEMITE PL		\$192.00	
353163001	22561 BASS PLACE		\$192.00	
353163002	22571 BASS PL		\$192.00	

CITY OF CANYON LAKE
 EMS FEE PRELIMINARY ROLL
 FISCAL YEAR 2023-24

MAY 30, 2023

353163003	22581 BASS PL	\$192.00	
353163004	28897 VACATION DR	\$192.00	
353163005	28921 VACATION DR	\$192.00	
353171002	23119 GIANT FIR PL	\$192.00	
353171003	23105 GIANT FIR PL	\$0.00	Y
353171004	23091 GIANT FIR	\$192.00	
353171005	23051 GIANT FIR PL	\$192.00	
353171006	23041 GIANT FIR DR	\$192.00	
353171007	23021 GIANT FIR PL	\$192.00	
353171008	22959 GIANT FIR PL	\$192.00	
353171009	22921 GIANT FIR PL	\$192.00	
353171010	22897 GIANT FIR PL	\$192.00	
353171011	22883 GIANT FIR	\$192.00	
353171013	22857 GIANT FIR DR	\$192.00	
353171015	22831 GIANT FIR PL	\$192.00	
353171016	28871 YOSEMITE DR	\$192.00	
353171017	28841 YOSEMITE PL	\$192.00	
353171019	23065 GIANT FIR PL	\$192.00	
353171021	28815 YOSEMITE DR	\$192.00	
353171022	28800 YOSEMITE PL	\$192.00	
353171023	28846 YOSEMITE PL	\$192.00	
353171024	28828 YOSEMITE PL	\$192.00	
353171025	28842 YOSEMITE PL	\$192.00	
353171026	28856 YOSEMITE PL	\$192.00	
353171027	28870 YOSEMITE PL	\$192.00	
353171028	28882 YOSEMITE PL	\$192.00	
353171029	28896 YOSEMITE PL	\$192.00	
353171030	28910 YOSEMITE PL	\$192.00	
353171031	29010 YOSEMITE PL	\$192.00	
353171032	29074 YOSEMITE PL	\$192.00	
353171033	29090 YOSEMITE PL	\$192.00	
353171034	29100 YOSEMITE PL	\$192.00	
353171035	29118 YOSEMITE PL	\$192.00	
353171036	22870 E SAN JOAQUIN DR	\$192.00	
353171037	22884 SAN JOAQUIN DR	\$192.00	
353171038	22896 SAN JOAQUIN DR	\$192.00	
353171039	22906 SAN JOAQUIN DR	\$192.00	
353171040	22918 SAN JOAQUIN DR	\$192.00	
353171041	23081 GIANT FIR PL	\$192.00	
353172001	22826 E SAN JOAQUIN DR	\$192.00	
353172002	22838 SAN JOAQUIN DR	\$192.00	
353172003	29101 YOSEMITE PL	\$0.00	Y
353172004	29089 YOSEMITE PL	\$192.00	
353172005	29075 YOSEMITE PL	\$192.00	
353172007	29051 YOSEMITE PL	\$192.00	
353172009	29001 YOSEMITE PL	\$192.00	
353172011	28973 YOSEMITE PL	\$192.00	
353172012	28961 YOSEMITE PL	\$192.00	
353172013	28933 YOSEMITE PL	\$192.00	
353172014	28921 YOSEMITE PL	\$192.00	
353172015	28907 YOSEMITE PL	\$192.00	
353172016	22842 GIANT FIR	\$0.00	Y
353172017	22856 GIANT FIR PL	\$192.00	
353172018	22870 GIANT FIR PL	\$192.00	

CITY OF CANYON LAKE
 EMS FEE PRELIMINARY ROLL
 FISCAL YEAR 2023-24

MAY 30, 2023

353172019	22882 GIANT FIR PL	\$192.00	
353172021	22910 GIANT FIR PL	\$192.00	
353172022	22922 GIANT FIR PL	\$192.00	
353172024	22950 GIANT FIR PL	\$0.00	Y
353172025	22962 GIANT FIR PL	\$192.00	
353172026	22974 GIANT FIR PL	\$192.00	
353172027	22988 GIANT FIR PL	\$192.00	
353172028	23000 GIANT FIR PL	\$192.00	
353172029	23014 GIANT FIR PL	\$0.00	Y
353172030	23028 GIANT FIR PL	\$0.00	Y
353172031	23040 GIANT FIR PL	\$192.00	
353172032	23054 GIANT FIR PL	\$192.00	
353172033	23070 GIANT FIR PL	\$192.00	
353172034	23090 GIANT FIR PL	\$192.00	
353172035	23106 GIANT FIR PL	\$192.00	
353172036	23118 GIANT FIR PL	\$192.00	
353172037	23130 GIANT FIR PL	\$192.00	
353172038	28947 YOSEMITE PL	\$192.00	
353172040	28987 YOSEMITE PL	\$192.00	
353172042	29031 YOSEMITE PL	\$192.00	
353181001	22066 W SAN JOAQUIN DR	\$192.00	
353181002	22056 W SAN JOAQUIN DR	\$192.00	
353181003	22046 W SAN JOAQUIN DR	\$192.00	
353181007	29415 VACATION DR	\$192.00	
353181008	29399 VACATION DR	\$192.00	
353181009	29385 VACATION DR	\$192.00	
353181010	29365 VACATION DR	\$192.00	
353181011	29347 VACATION DR	\$192.00	
353181012	29333 VACATION DR	\$192.00	
353181013	29319 VACATION DR	\$192.00	
353181014	29305 VACATION DR	\$192.00	
353182002	29420 VACATION DR	\$192.00	
353182003	22921 SIERRA TR	\$192.00	
353182004	22935 SIERRA TR	\$192.00	
353182005	22945 SIERRA TR	\$192.00	
353182006	22961 SIERRA TR	\$192.00	
353182007	22981 SIERRA TRAIL	\$192.00	
353182008	22980 SIERRA TRAIL	\$192.00	
353182009	22970 SIERRA TR	\$192.00	
353182010	22960 SIERRA TRAIL	\$192.00	
353182011	22950 SIERRA TR	\$192.00	
353182012	22940 SIERRA TR	\$192.00	
353182014	22920 SIERRA TR	\$0.00	Y
353182015	22910 SIERRA TR	\$192.00	
353182017	29360 VACATION DR	\$192.00	
353182018	29346 VACATION DR	\$192.00	
353182020	29320 VACATION DR	\$192.00	
353182021	29291 MAMMOTH PL	\$192.00	
353182022	29301 MAMMOTH PL	\$192.00	
353182023	29300 MAMMOTH PL	\$192.00	
353191001	29483 VACATION DR	\$192.00	
353191002	29467 VACATION DR	\$192.00	
353191003	22820 LASSEN DR	\$192.00	
353191004	22800 LASSEN DR	\$192.00	

CITY OF CANYON LAKE
EMS FEE PRELIMINARY ROLL
FISCAL YEAR 2023-24

MAY 30, 2023

353191005	22801 LASSEN DR	\$192.00	
353191006	22821 LASSEN DR	\$192.00	
353191007	29511 VACATION DR	\$192.00	
353191008	29521 VACATION DR	\$192.00	
353191010	29545 VACATION DR	\$0.00	Y
353191011	29555 VACATION DR	\$192.00	
353191012	22810 KLAMATH CT	\$192.00	
353191013	22801 KLAMATH CT	\$192.00	
353191014	22831 KLAMATH CT	\$192.00	
353191018	29617 VACATION DR	\$192.00	
353191030	29591 VACATION DR	\$192.00	
353191032	29605 VACATION DR	\$192.00	
353192001	22881 GOLDRUSH PL	\$192.00	
353192002	22891 GOLD RUSH PL	\$192.00	
353192003	22901 GOLD RUSH PL	\$0.00	Y
353192005	22941 GOLD RUSH	\$192.00	
353192006	22961 GOLD RUSH PL	\$192.00	
353192007	22960 GOLD RUSH PL	\$192.00	
353192008	22940 GOLD RUSH PL	\$192.00	
353192009	22920 GOLD RUSH PL	\$192.00	
353192010	22900 GOLD RUSH PL	\$192.00	
353192011	22880 GOLD RUSH PL	\$192.00	
353192012	29556 VACATION DR	\$192.00	
353192013	29546 VACATION DR	\$192.00	
353192014	29532 VACATION DR	\$192.00	
353192015	22907 LASSEN DR	\$192.00	
353192016	22913 LASSEN DR	\$192.00	
353192017	22917 LASSEN DR	\$192.00	
353192018	22925 LASSEN DR	\$0.00	Y
353192019	22931 LASSEN DR	\$192.00	
353192020	22941 LASSEN DR	\$192.00	
353192022	22977 LASSEN DR	\$0.00	Y
353192023	22987 LASSEN DR	\$192.00	
353192024	22971 LASSEN DR	\$0.00	Y
353192026	22951 LASSEN DR	\$192.00	
353192028	22965 LASSEN DR	\$192.00	
353193001	22980 LASSEN DR	\$192.00	
353193002	22970 LASSEN DR	\$192.00	
353193003	22960 LASSEN DR	\$192.00	
353193004	22950 LASSEN DR	\$192.00	
353193005	22940 LASSEN DR	\$192.00	
353193006	22930 LASSEN DR	\$192.00	
353193007	22920 LASSEN DR	\$192.00	
353193008	22910 LASSON DR	\$192.00	
353201001	29627 VACATION DR	\$192.00	
353201002	29641 VACATION DR	\$192.00	
353201003	29655 VACATION DR	\$192.00	
353201004	29665 VACATION DR	\$192.00	
353201006	29677 VACATION DR	\$192.00	
353201007	29720 BONANZA PLACE	\$192.00	
353201008	29670 BONANZA PL	\$192.00	
353201009	29658 BONANZA PL	\$192.00	
353201010	29646 BONANZA PL	\$0.00	Y
353201011	29634 BONANZA PL	\$192.00	

CITY OF CANYON LAKE
 EMS FEE PRELIMINARY ROLL
 FISCAL YEAR 2023-24

MAY 30, 2023

353201012	29620 BONANZA PL	\$192.00	
353201013	29610 BONANZA PL	\$192.00	
353201014	29600 BONANZA PL	\$192.00	
353201015	29611 BONANZA PL	\$192.00	
353201016	29631 BONANZA PL	\$192.00	
353201017	29635 BONANZA PL	\$192.00	
353201018	29651 BONANZA PL	\$192.00	
353201019	29671 BONANZA PL	\$192.00	
353201020	29691 BONANZA PL	\$192.00	
353201021	29711 BONANZA PL	\$192.00	
353201022	29731 BONANZA PL	\$192.00	
353202001	29704 YELLOW GOLD DR	\$192.00	
353202002	22921 FAWN LAKE PL	\$192.00	
353202003	22941 FAWN LAKE PL	\$192.00	
353202004	22961 FAWN LAKE PL	\$192.00	
353202005	22971 FAWN LAKE PL	\$0.00	Y
353202006	22980 FAWN LAKE DR	\$192.00	
353202008	22940 FAWN LAKE PL	\$192.00	
353202009	22920 FAWN LAKE PL	\$192.00	
353202010	22910 FAWN LAKE PL	\$192.00	
353202011	29684 YELLOW GOLD DR	\$192.00	
353202012	29676 YELLOW GOLD DR	\$192.00	
353202013	29660 YELLOW GOLD DR	\$192.00	
353202014	29664 VACATION DR	\$192.00	
353202015	29658 VACATION DR	\$192.00	
353202016	29650 VACATION DR	\$192.00	
353202017	29642 VACATION DR	\$192.00	
353202018	29630 VACATION DR	\$192.00	
353203001	29706 VACATION DR	\$192.00	
353203002	29698 VACATION DR	\$192.00	
353203003	29690 VACATION DR	\$192.00	
353203004	29682 VACATION DR	\$192.00	
353203006	29677 YELLOW GOLD DR	\$192.00	
353203007	29701 YELLOW GOLD DR	\$192.00	
353203008	29707 YELLOW GOLD DR	\$192.00	
353203009	29713 YELLOW GOLD DR	\$192.00	
353221001	29712 VACATION DR	\$192.00	
353221002	29720 VACATION	\$192.00	
353221003	29728 VACATION DR	\$192.00	
353221004	29736 VACATION DR	\$192.00	
353221005	29744 VACATION DR	\$192.00	
353221006	29752 VACATION DR	\$192.00	
353221007	29760 VACATION DR	\$192.00	
353221008	29780 VACATION DR	\$0.00	Y
353221009	29788 VACATION DR	\$192.00	
353221010	22840 COMPASS DR	\$192.00	
353221011	22850 COMPASS DR	\$0.00	Y
353221012	22860 COMPASS DR	\$192.00	
353221013	29831 YELLOW GOLD DR	\$192.00	
353221014	29809 YELLOW GOLD DR	\$192.00	
353221015	29801 YELLOW GOLD DR	\$192.00	
353221016	29793 YELLOW GOLD DR	\$192.00	
353221017	29781 YELLOW GOLD DR	\$0.00	Y
353221018	29775 YELLOW GOLD DR	\$192.00	

CITY OF CANYON LAKE
EMS FEE PRELIMINARY ROLL
FISCAL YEAR 2023-24

MAY 30, 2023

353221019	29771 YELLOW GOLD DR	\$192.00	
353221020	29755 YELLOW GOLD DR	\$192.00	
353221021	29741 YELLOW GOLD DR	\$192.00	
353222001	29712 YELLOW GOLD DR	\$192.00	
353222002	29724 YELLOW GOLD DR	\$192.00	
353222003	29738 YELLOW GOLD DR	\$192.00	
353222004	29750 YELLOW GOLD DR	\$192.00	
353222005	29762 YELLOW GOLD	\$192.00	
353222006	29774 YELLOW GOLD DR	\$0.00	Y
353222007	29786 YELLOW GOLD	\$192.00	
353222008	29796 YELLOW GOLD DR	\$192.00	
353222009	29806 YELLOW GOLD DR	\$192.00	
353222010	29830 YELLOW GOLD DR	\$192.00	
353222011	22910 COMPASS DR	\$192.00	
353222012	22860 MARINER DR	\$192.00	
353222013	22872 MARINER DR	\$192.00	
353222014	22884 MARINER DR	\$192.00	
353222015	22896 MARINER DR	\$0.00	Y
353222016	22908 MARINER DR	\$192.00	
353222017	22920 MARINER DR	\$192.00	
353222018	22932 MARINER DR	\$192.00	
353222019	22946 MARINER DR	\$192.00	
353222020	22960 MARINER DR	\$192.00	
353222021	22976 MARINER DR	\$192.00	
353222022	29791 BLUE HERON DR	\$192.00	
353222023	29771 BLUE HERON CT	\$0.00	Y
353222024	29761 BLUE HERON CT	\$192.00	
353222025	29770 BLUE HERON CT	\$192.00	
353222026	29790 BLUE HERON CT	\$192.00	
353222027	23221 COMPASS DR	\$0.00	Y
353222029	23207 COMPASS DR	\$0.00	Y
353222030	23191 COMPASS DR	\$192.00	
353222031	23179 COMPASS DR	\$192.00	
353223001	22861 MARINER DR	\$192.00	
353223002	22871 MARINERS DR	\$192.00	
353223003	22881 MARINER DR	\$192.00	
353223004	22897 MARINER DR	\$192.00	
353223005	29331 ASPEN CT	\$192.00	
353223006	29850 ASPEN PL	\$192.00	
353223007	29830 ASPEN PL	\$192.00	
353223008	22921 MARINER DR	\$192.00	
353223009	22961 MARINER DR	\$192.00	
353223010	23230 COMPASS DR	\$192.00	
353223011	23210 COMPASS DR	\$192.00	
353223012	23190 COMPASS DR	\$192.00	
353231001	23165 COMPASS DR	\$192.00	
353231002	23151 COMPASS DR	\$0.00	Y
353231003	23141 COMPASS DR	\$192.00	
353231004	23125 COMPASS DR	\$192.00	
353231005	23115 COMPASS DR	\$192.00	
353231006	23109 COMPASS DR	\$192.00	
353231007	23101 COMPASS DR	\$192.00	
353231008	23095 COMPASS DR	\$192.00	
353231009	23085 COMPASS DR	\$192.00	

CITY OF CANYON LAKE
 EMS FEE PRELIMINARY ROLL
 FISCAL YEAR 2023-24

MAY 30, 2023

353231010	23075 COMPASS DR	\$192.00	
353231011	23055 COMPASS DR	\$192.00	
353231012	23043 COMPASS DR	\$192.00	
353231013	23031 COMPASS DR	\$192.00	
353231014	23015 COMPASS DR	\$192.00	
353231015	23007 COMPASS DR	\$192.00	
353231016	22999 COMPASS DR	\$0.00	Y
353231017	22991 COMPASS DR	\$192.00	
353231018	22983 COMPASS DR	\$192.00	
353231019	22973 COMPASS DR	\$192.00	
353231020	22951 COMPASS DR	\$192.00	
353231021	22931 COMPASS DR	\$0.00	Y
353231022	22921 COMPASS DR	\$192.00	
353231023	22911 COMPASS DR	\$192.00	
353231024	22901 COMPASS DR	\$192.00	
353231025	22885 COMPASS DR	\$192.00	
353231026	22865 COMPASS DR	\$192.00	
353231027	22847 COMPASS DR	\$192.00	
353231028	22831 COMPASS DR	\$192.00	
353231029	22860 WINDSONG PL	\$192.00	
353231030	22870 WINDSONG PL	\$192.00	
353231031	22861 WINDSONG PL	\$0.00	Y
353231032	22851 WINDSONG PL	\$192.00	
353231033	22841 WINDSONG PL	\$192.00	
353231034	29960 SANTANA CT	\$192.00	
353231035	29970 SANTANA CT	\$192.00	
353231036	29980 SANTANA CT	\$0.00	Y
353231037	29988 SANTANA CT	\$0.00	Y
353231038	22690 COVE VIEW ST	\$192.00	
353231039	22720 COVE VIEW ST	\$192.00	
353231040	29989 WHITE SAIL PL	\$192.00	
353231041	29981 WHITE SAIL PL	\$192.00	
353231042	29971 WHITE SAIL PL	\$192.00	
353231043	29951 WHITE SAIL PL	\$192.00	
353231044	29931 WHITE SAIL PL	\$0.00	Y
353231045	29911 WHITE SAIL PL	\$192.00	
353231046	29891 WHITE SAIL PL	\$192.00	
353231048	29871 WHITE SAIL PL	\$192.00	
353231049	29851 WHITE SAIL PL	\$192.00	
353231050	29850 WHITE SAIL PL	\$192.00	
353231051	29870 WHITE SAIL PL	\$192.00	
353231052	29890 WHITE SAIL PL	\$192.00	
353231053	29910 WHITE SAIL PL	\$192.00	
353231054	29930 WHITE SAIL PL	\$192.00	
353231055	29950 WHITE SAIL PL	\$0.00	Y
353231056	29970 WHITE SAIL PL	\$192.00	
353231057	29980 WHITE SAIL PL	\$192.00	
353231058	22750 COVE VIEW ST	\$192.00	
353231059	22770 COVEVIEW ST	\$192.00	
353231060	22790 COVE VIEW ST	\$192.00	
353231061	22800 COVE VIEW ST	\$192.00	
353231062	22816 COVE VIEW ST	\$192.00	
353231063	22830 COVE VIEW ST	\$0.00	Y
353231064	22846 COVE VIEW ST	\$192.00	

CITY OF CANYON LAKE
 EMS FEE PRELIMINARY ROLL
 FISCAL YEAR 2023-24

MAY 30, 2023

353231065	22864 COVE VIEW ST	\$192.00	
353231066	22876 COVE VIEW ST	\$192.00	
353231067	22888 COVE VIEW ST	\$192.00	
353231068	22900 COVE VIEW ST	\$192.00	
353231069	22912 COVE VIEW ST	\$192.00	
353231070	22924 COVE VIEW ST	\$192.00	
353232001	22910 SANDPIPER CT	\$192.00	
353232002	22920 SANDPIPER CT	\$192.00	
353232003	22940 SANDPIPER CT	\$192.00	
353232004	22960 SANDPIPER CT	\$192.00	
353232005	22980 SANDPIPER CT	\$192.00	
353232006	22961 SANDPIPER CT	\$192.00	
353232007	22941 SANDPIPER CT	\$192.00	
353232008	22921 SANDPIPER CT	\$192.00	
353232009	22970 COMPASS DR	\$192.00	
353232010	22990 COMPASS DR	\$192.00	
353232011	23010 COMPASS DR	\$192.00	
353232012	23030 COMPASS DR	\$192.00	
353232013	23050 COMPASS DR	\$192.00	
353232014	23070 COMPASS DR	\$192.00	
353232015	23100 COMPASS DR	\$192.00	
353232016	23116 COMPASS DR	\$192.00	
353232017	23134 COMPASS DR	\$0.00	Y
353232018	23148 COMPASS DR	\$192.00	
353232019	23160 COMPASS DR	\$192.00	
353241001	22610 CASTLE CRAG DR	\$192.00	
353241002	22596 CASTLE CRAG DR	\$192.00	
353241003	22582 CASTLE CRAG DR	\$192.00	
353241004	22568 CASTLE CRAG DR	\$192.00	
353241005	22554 CASTLE CRAG DR	\$192.00	
353241006	22569 CASTLE CRAG DR	\$192.00	
353241007	22583 CASTLE CRAG	\$192.00	
353241008	22645 CASTLE CRAG DR	\$192.00	
353241009	22667 CASTLE CRAIG DR	\$192.00	
353241010	22681 CASTLE CRAG DR	\$192.00	
353241011	29980 REDWOOD DR	\$192.00	
353241012	29958 REDWOOD DR	\$192.00	
353241013	29946 REDWOOD DR	\$192.00	
353241014	29936 REDWOOD DR	\$192.00	
353241015	29918 REDWOOD DR	\$192.00	
353241016	29860 REDWOOD DR	\$192.00	
353241017	29846 REDWOOD DR	\$192.00	
353241018	29832 REDWOOD DR	\$192.00	
353241019	29800 REDWOOD DR	\$192.00	
353241020	29788 REDWOOD DR	\$192.00	
353242001	29811 REDWOOD DR	\$192.00	
353242002	29823 REDWOOD DR	\$192.00	
353242003	29835 REDWOOD DR	\$192.00	
353242004	29847 REDWOOD DR	\$192.00	
353242005	29859 REDWOOD DR	\$192.00	
353242006	29861 REDWOOD DR	\$192.00	
353242007	29875 REDWOOD DR	\$0.00	Y
353242008	29889 REDWOOD DR	\$192.00	
353242009	29899 REDWOOD DR	\$192.00	

CITY OF CANYON LAKE
 EMS FEE PRELIMINARY ROLL
 FISCAL YEAR 2023-24

MAY 30, 2023

353242010	29911 REDWOOD DR	\$192.00	
353242011	29923 REDWOOD DR	\$192.00	
353242012	29933 REDWOOD DR	\$192.00	
353242013	29943 REDWOOD DR	\$192.00	
353242014	29955 REDWOOD DR	\$192.00	
353242015	29965 REDWOOD DR	\$192.00	
353242016	29975 REDWOOD DR	\$192.00	
353242018	22735 CASTLE CRAG DR	\$192.00	
353242020	29755 VACATION DR	\$192.00	
353242021	29763 VACATION DR	\$192.00	
353242022	29771 VACATION DR	\$192.00	
353242023	29779 VACATION DR	\$192.00	
353242024	29787 VACATION DR	\$192.00	
353242025	29795 VACATION DR	\$192.00	
353242026	29801 VACATION DR	\$192.00	
353242027	29821 VACATION DR	\$192.00	
353242028	29831 VACATION DR	\$192.00	
353242029	29841 VACATION DR	\$192.00	
353242030	29851 VACATION DR	\$192.00	
353242031	29861 VACATION DR	\$192.00	
353242032	29881 VACATION DR	\$192.00	
353242033	29901 VACATION DR	\$192.00	
353242034	29921 VACATION DR	\$192.00	
353242036	22724 LIGHTHOUSE DR	\$192.00	
353242037	22718 LIGHTHOUSE DR	\$0.00	Y
353242038	22706 LIGHTHOUSE DR	\$192.00	
353242039	22698 LIGHTHOUSE DR	\$192.00	
353242040	22688 LIGHTHOUSE DR	\$192.00	
353242041	22680 LIGHTHOUSE DR	\$192.00	
353242042	22670 LIGHTHOUSE DR	\$192.00	
353242044	22767 CASTLE CRAG DR	\$192.00	
353242045	29987 REDWOOD DR	\$192.00	
353243001	22830 WINDSONG PL	\$192.00	
353243002	22850 WINDSONG PL	\$0.00	Y
353244001	29971 SANTANA CT	\$192.00	
353244002	29981 SANTANA CT	\$192.00	
353244004	22640 COVE VIEW DR	\$192.00	
353244005	29984 VACATION DR	\$192.00	
353244006	29970 VACATION DR	\$192.00	
353244007	29960 VACATION DR	\$192.00	
353244008	29950 VACATION DR	\$192.00	
353244009	29940 VACATION DR	\$192.00	
353244010	29900 VACATION DR	\$192.00	
353244011	22821 WIND SONG PL	\$192.00	
353244012	22831 WIND SING PL	\$192.00	
353245001	22679 LIGHTHOUSE DR	\$192.00	
353245002	22683 LIGHTHOUSE DR	\$192.00	
353245003	29947 BEACON CT	\$192.00	
353245004	29965 BEACON CT	\$192.00	
353245005	29975 BEACON CT	\$192.00	
353245006	29976 BEACON CT	\$192.00	
353245007	29960 BEACON CT	\$192.00	
353245008	29942 BEACON CT	\$192.00	
353245009	29930 BEACON CT	\$192.00	

CITY OF CANYON LAKE
 EMS FEE PRELIMINARY ROLL
 FISCAL YEAR 2023-24

MAY 30, 2023

353245010	29941 VACATION DR	\$192.00	
353245011	29951 VACATION DR	\$192.00	
353245012	29961 VACATION DR	\$192.00	
353245013	29971 VACATION DR	\$192.00	
353251001	29760 EAGLE POINT DR	\$192.00	
353251002	29778 EAGLE POINT DR	\$0.00	Y
353251003	29796 EAGLE POINT	\$0.00	Y
353251004	22494 BOATING WAY	\$192.00	
353251005	29753 REDWOOD DR	\$192.00	
353251006	29739 REDWOOD DR	\$192.00	
353252001	29778 REDWOOD DR	\$192.00	
353252002	29764 REDWOOD DR	\$192.00	
353252003	29748 REDWOOD DR	\$192.00	
353252004	29736 REDWOOD DR	\$192.00	
353252005	29722 REDWOOD DR	\$192.00	
353253001	29723 REDWOOD DR	\$192.00	
353253002	29723 EAGLE POINT DR	\$192.00	
353253003	29735 EAGLE POINT DR	\$192.00	
353253004	29747 EAGLE POINT DR	\$192.00	
353253005	29759 EAGLE POINT DR	\$192.00	
353253006	29771 EAGLE POINT DR	\$0.00	Y
353253007	29783 EAGLE POINT DR	\$192.00	
353253008	29795 EAGLE POINT DR	\$192.00	
353253009	22442 BOATING WAY	\$192.00	
353253010	22428 BOATING WAY	\$192.00	
353253011	22414 BOATING WAY	\$192.00	
353253012	22400 BOATING WAY	\$192.00	
353253013	22386 BOATING WAY	\$192.00	
353253014	22372 BOATING WAY	\$192.00	
353253015	22358 BOATING WAY	\$0.00	Y
353253016	22344 BOATING WAY	\$192.00	
353253018	22343 BOATING WAY	\$192.00	
353253019	22359 BOATING WAY	\$192.00	
353253020	22373 BOATING WAY	\$192.00	
353253021	29761 NAUTICAL CT	\$192.00	
353253022	29773 NAUTICAL CT	\$192.00	
353253023	29785 NAUTICAL CT	\$192.00	
353253024	29797 NAUTICAL CT	\$0.00	Y
353253025	29784 NAUTICAL CT	\$192.00	
353253026	29772 NAUTICAL CT	\$192.00	
353253027	22445 BOATING WAY	\$192.00	
353253029	22467 BOATING WAY	\$192.00	
353253030	22477 BOATING WAY	\$0.00	Y
353253031	22489 BOATING WAY	\$0.00	Y
353253035	29799 REDWOOD DR	\$192.00	
353253039	22644 LIGHTHOUSE DR	\$192.00	
353253040	22630 LIGHTHOUSE DR	\$192.00	
353253041	22598 LIGHTHOUSE DR	\$0.00	Y
353253044	22558 LIGHTHOUSE DR	\$192.00	
353253045	22546 LIGHTHOUSE DR	\$192.00	
353253046	22530 LIGHTHOUSE DR	\$192.00	
353253047	22514 LIGHTHOUSE DR	\$192.00	
353253048	22500 LIGHTHOUSE DR	\$192.00	
353253051	22486 LIGHTHOUSE DR	\$192.00	

CITY OF CANYON LAKE
 EMS FEE PRELIMINARY ROLL
 FISCAL YEAR 2023-24

MAY 30, 2023

353253052	23470 LIGHTHOUSE DR	\$192.00	
353253053	22456 LIGHTHOUSE DR	\$192.00	
353253054	22442 LIGHTHOUSE DR	\$192.00	
353253055	29779 REDWOOD DR	\$192.00	
353253056	29789 REDWOOD DR	\$192.00	
353253057	22586 LIGHTHOUSE DR	\$192.00	
353254001	22489 LIGHTHOUSE DR	\$192.00	
353254002	22503 LIGHTHOUSE DR	\$0.00	Y
353254003	22529 LIGHTHOUSE DR	\$192.00	
353254004	22549 LIGHTHOUSE DR	\$192.00	
353254005	22573 LIGHTHOUSE	\$0.00	Y
353254006	22589 LIGHTHOUSE DR	\$192.00	
353254007	29943 WAKE CT	\$192.00	
353254008	29961 WAKE COURT	\$192.00	
353254009	29976 WAKE CT	\$192.00	
353254010	29960 WAKE CT	\$192.00	
353254011	29944 WAKE CT	\$192.00	
353254012	22657 LIGHTHOUSE DR	\$192.00	
353254013	22645 LIGHTHOUSE DR	\$192.00	
353261001	22521 CASCADE DR	\$192.00	
353261002	22511 CASCADE DR	\$192.00	
353261003	22501 CASCADE DR	\$192.00	
353261004	22500 CASCADE DR	\$192.00	
353261007	22530 CASCADE DR	\$192.00	
353261008	22546 CASCADE DR	\$192.00	
353261009	22560 CASCADE DR	\$192.00	
353261010	22576 CASCADE DR	\$192.00	
353261011	22590 CASCADE DR	\$192.00	
353261013	22624 CASCADE DR	\$192.00	
353261014	22634 CASCADE DR	\$192.00	
353261016	22656 CASCADE DR	\$192.00	
353261017	22666 CASCADE DR	\$0.00	Y
353261018	22676 CASCADE DR	\$192.00	
353261019	22686 CASCADE DR	\$192.00	
353261020	22690 CASCADE DR	\$192.00	
353261021	22698 CASCADE DR	\$192.00	
353261022	22700 CASCADE DR	\$192.00	
353261023	22720 CASCADE DR	\$192.00	
353261024	22740 CASCADE DR	\$192.00	
353261026	22780 CASCADE DR	\$192.00	
353261031	22510 CASCADE DR	\$192.00	
353261032	22520 CASCADE DR	\$192.00	
353262001	29729 VACATION DR	\$192.00	
353262002	29737 VACATION DR	\$192.00	
353262003	29743 VACATION DR	\$192.00	
353262004	22770 CASTLE CRAG DR	\$192.00	
353262005	22756 CASTLE CRAG DR	\$192.00	
353262006	22740 CASTLE CRAG DR	\$192.00	
353262007	22726 CASTLE CRAG DR	\$192.00	
353262008	22710 CASTLE CRAG DR	\$192.00	
353262009	22696 CASTLE CRAG DR	\$192.00	
353262010	22680 CASTLE CRAG	\$192.00	
353262011	22666 CASTLE CRAG DR	\$192.00	
353262012	22652 CASTLE CRAG DR	\$0.00	Y

CITY OF CANYON LAKE
 EMS FEE PRELIMINARY ROLL
 FISCAL YEAR 2023-24

MAY 30, 2023

353262013	22640 CASTLE CRAG DR	\$192.00	
353262014	22624 CASTLE CRAIG DR	\$192.00	
353262015	22539 CASCADE DR	\$192.00	
353262016	22547 CASCADE DR	\$192.00	
353262017	22561 CASCADE DR	\$192.00	
353262018	22575 CASCADE DR	\$0.00	Y
353262019	22591 CASCADE DR	\$192.00	
353262020	22611 CASCADE DR	\$192.00	
353262021	22623 CASCADE DR	\$192.00	
353262022	22637 CASCADE DR	\$192.00	
353262023	22647 CASCADE DR	\$192.00	
353262024	22657 CASCADE DR	\$192.00	
353262025	22667 CASCADE DR	\$192.00	
353262026	22685 CASCADE DR	\$0.00	Y
353262027	22701 CASCADE DR	\$192.00	
353262028	22721 CASCADE DR	\$192.00	
353262029	22741 CASCADE DR	\$192.00	
353262030	22761 CASCADE DR	\$192.00	
353270001	22370 CANYON CLUB DR	\$192.00	
353270002	22372 CANYON CLUB DR	\$192.00	
353270003	22368 CANYON CLUB DR	\$192.00	
353270004	22378 CANYON CLUB DR	\$192.00	
353270005	22380 CANYON CLUB DR	\$192.00	
353270006	22376 CANYON CLUB DR	\$192.00	
353270007	22402 CANYON CLUB DR	\$192.00	
353270008	22404 CANYON CLUB DR	\$0.00	Y
353270009	22400 CANYON CLUB DR	\$192.00	
353270010	22396 CANYON CLUB DR	\$0.00	Y
353270011	22394 CANYON CLUB DR	\$192.00	
353270012	22392 CANYON CLUB DR	\$0.00	Y
353270013	22388 CANYON CLUB DR	\$192.00	
353270014	22386 CANYON CLUB DR	\$192.00	
353270015	22384 CANYON CLUB DR	\$192.00	
353270016	22348 CANYON CLUB DR	\$192.00	
353270017	22344 CANYON CLUB DR	\$192.00	
353270018	22346 CANYON CLUB DR	\$192.00	
353270019	22354 CANYON CLUB DR	\$192.00	
353270020	22352 CANYON CLUB DR	\$192.00	
353270021	22356 CANYON CLUB DR	\$192.00	
353270022	22364 CANYON CLUB DR	\$192.00	
353270023	22362 CANYON CLUB DR	\$192.00	
353270024	22360 CANYON CLUB DR	\$192.00	
353270025	22300 CANYON CLUB DR	\$192.00	
353270026	22304 CANYON CLUB DR	\$192.00	
353270027	22310 CANYON CLUB DR	\$0.00	Y
353270028	22314 CANYON CLUB DR	\$192.00	
353270029	22318 CANYON CLUB DR	\$192.00	
353270030	22322 CANYON CLUB DR	\$192.00	
353270031	22326 CANYON CLUB DR	\$192.00	
353270032	22330 CANYON CLUB DR	\$192.00	
353270033	22336 CANYON CLUB DR	\$192.00	
353270034	22340 CANYON CLUB DR	\$192.00	
353270035	22416 CANYON CLUB DR	\$192.00	
353270036	22420 CANYON CLUB DR	\$192.00	

CITY OF CANYON LAKE
EMS FEE PRELIMINARY ROLL
FISCAL YEAR 2023-24

MAY 30, 2023

353281002	22275 CANYON CLUB DR	\$192.00	
353281003	22301 CANYON CLUB DR	\$192.00	
353281004	22345 CANYON CLUB DR	\$192.00	
353281005	22387 CANYON CLUB DR	\$192.00	
353281006	22411 CANYON CLUB DR	\$192.00	
353281007	22461 CANYON CLUB DR	\$192.00	
353281008	22409 LIGHTHOUSE DR	\$192.00	
353281009	22397 LIGHTHOUSE DR	\$192.00	
353281011	22396 LIGHTHOUSE DR	\$192.00	
353281014	22426 LIGHTHOUSE DR	\$192.00	
353281015	22543 CANYON CLUB DR	\$192.00	
353281016	22557 CANYON CLUB DR	\$192.00	
353281019	22601 CANYON CLUB DR	\$192.00	
353281020	22615 CANYON CLUB DR	\$192.00	
353281021	22629 CANYON CLUB DR	\$192.00	
353281022	22657 CANYON CLUB DR	\$192.00	
353281023	22671 CANYON CLUB DR	\$192.00	
353281024	22643 CANYON CLUB DR	\$192.00	
353281026	22580 CANYON LAKE DR	\$192.00	
353281027	22560 CANYON LAKE DR	\$192.00	
353281028	22550 N CANYON LAKE DR	\$192.00	
353281030	22530 CANYON LAKE DR	\$192.00	
353281032	22241 CANYON CLUB DR	\$192.00	
353281034	22590 N CANYON LAKE DR	\$192.00	
353281036	22540 CANYON LAKE DR N	\$0.00	Y
353281037	22587 CANYON CLUB DR	\$0.00	Y
353282001	22506 CANYON CLUB DR	\$192.00	
353282002	22457 LIGHTHOUSE DR	\$0.00	Y
353282003	22544 CANYON CLUB DR	\$0.00	Y
353282004	22552 CANYON CLUB DR	\$192.00	
353282005	22562 CANYON CLUB DR	\$192.00	
353282007	22582 CANYON CLUB DR	\$0.00	Y
353282008	22590 CANYON CLUB DR	\$192.00	
353282009	22602 CANYON CLUB DR	\$192.00	
353282010	22616 CANYON CLUB DR	\$192.00	
353282011	22632 CANYON CLUB DR	\$192.00	
353282012	22646 CANYON CLUB DR	\$192.00	
353282013	22662 CANYON CLUB DR	\$0.00	Y
353282014	22670 CANYON CLUB DR	\$192.00	
353291001	22687 CANYON CLUB DR	\$192.00	
353291002	22701 CANYON CLUB DR	\$192.00	
353291003	22713 CANYON CLUB DR	\$192.00	
353291004	22727 CANYON CLUB DR	\$192.00	
353291007	22620 CANYON LAKE DR	\$192.00	
353291008	22741 CANYON CLUB DR	\$192.00	
353291009	22600 N CANYON LAKE DR	\$192.00	
353292003	22704 CANYON CLUB DR	\$192.00	
353292004	22708 CANYON CLUB DR	\$192.00	
353292005	22734 CANYON CLUB DR	\$192.00	
353292006	22640 N CANYON LAKE DR	\$0.00	Y
353292007	22658 N CANYON LAKE DR	\$192.00	
353292008	22670 N CANYON LAKE DR	\$192.00	
353292009	22720 CANYON CLUB DR	\$192.00	
353292010	22714 CANYON CLUB DR	\$0.00	Y

CITY OF CANYON LAKE
EMS FEE PRELIMINARY ROLL
FISCAL YEAR 2023-24

MAY 30, 2023

353292011	22696 CANYON CLUB DR	\$192.00	
353292012	22688 CANYON CLUB DR	\$192.00	
353292013	29981 VACATION DR	\$192.00	
353292014	29991 VACATION DR	\$0.00	Y
353292015	30001 VACATION DR	\$192.00	
353292016	30021 VACATION DR	\$0.00	Y
353292017	30041 VACATION DR	\$192.00	
353292018	22690 N CANYON LAKE DR	\$192.00	
353292019	30051 VACATION DR	\$192.00	
353292020	22676 CANYON CLUB DR	\$192.00	
353292021	22680 CANYON CLUB DR	\$192.00	
353293001	22621 COVE VIEW	\$192.00	
353293002	22641 COVE VIEW ST	\$192.00	
353293003	22661 COVE VIEW ST	\$192.00	
353293004	22681 COVE VIEW ST	\$192.00	
353293005	22701 COVE VIEW ST	\$192.00	
353293006	22778 N CANYON LAKE DR	\$192.00	
353293007	22764 CANYON LAKE DR	\$192.00	
353293008	22754 N CANYON LAKE DR	\$192.00	
353293009	22742 N CANYON LAKE DR	\$192.00	
353293010	30060 VACATION DR	\$0.00	Y
354030036	22475 LOCH LOMOND DR	\$192.00	
354041001	22721 COVE VIEW ST	\$192.00	
354041002	22737 COVE VIEW ST	\$192.00	
354041003	22751 COVE VIEW ST	\$192.00	
354041004	22765 COVE VIEW ST	\$192.00	
354041005	22777 COVE VIEW ST	\$192.00	
354041006	22791 COVE VIEW	\$192.00	
354041007	22811 COVE VIEW ST	\$192.00	
354041008	22821 COVE VIEW ST	\$192.00	
354041009	22835 COVE VIEW ST	\$192.00	
354041010	22851 COVE VIEW ST	\$192.00	
354041011	22867 COVE VIEW ST	\$192.00	
354041012	22881 COVEVIEW ST	\$192.00	
354041013	22893 COVE VIEW ST	\$192.00	
354041014	22911 COVE VIEW DR	\$192.00	
354041015	22790 N CANYON LAKE DR	\$192.00	
354041016	22800 N CANYON LAKE DR	\$0.00	Y
354041017	22812 N CANYON LAKE DR	\$192.00	
354041018	22822 N CANYON LAKE DR	\$192.00	
354041019	22838 N CANYON LAKE DR	\$192.00	
354041021	22862 N CANYON LAKE DR	\$192.00	
354041022	22874 N CANYON LAKE DR	\$192.00	
354041023	22886 N CANYON LAKE DR	\$0.00	Y
354041024	22900 N CANYON LAKE DR	\$192.00	
354041025	22912 N CANYON LAKE DR	\$192.00	
354041026	22924 N CANYON LAKE DR	\$192.00	
354041027	22936 N CANYON LAKE DR	\$192.00	
354041028	22948 N CANYON LAKE DR	\$0.00	Y
354042001	22990 N CANYON LAKE DR	\$192.00	
354042002	23000 N CANYON LAKE NORTH C	\$192.00	
354042003	23014 CANYON LAKE DR	\$192.00	
354042004	23028 N CANYON LAKE DR	\$0.00	Y
354042005	23044 N CANYON LAKE DR	\$192.00	

CITY OF CANYON LAKE
 EMS FEE PRELIMINARY ROLL
 FISCAL YEAR 2023-24

MAY 30, 2023

354042006	23056 N CANYON LAKE DR	\$192.00	
354042007	30031 CROSS HILL DR	\$192.00	
354042008	30011 CROSSHILL	\$192.00	
354042010	22960 COVE VIEW ST	\$192.00	
354042011	22976 COVE VIEW ST	\$192.00	
354042012	22976 CANYON LAKE DR	\$192.00	
354042013	22948 COVE VIEW ST	\$192.00	
354051001	22560 BLUE TEAL DR	\$192.00	
354051002	22611 CANYON LAKE DR	\$192.00	
354051003	22621 N CANYON LAKE DR	\$192.00	
354051004	22633 CANYON LAKE DR	\$192.00	
354051005	22647 CANYON LAKE DR	\$192.00	
354051006	22659 CANYON LAKE DR	\$192.00	
354051007	22671 N CANYON LAKE DR	\$192.00	
354051008	22693 N CANYON LAKE DR	\$192.00	
354051009	22711 N CANYON LAKE DR	\$192.00	
354051010	22725 N CANYON LAKE DR	\$192.00	
354051011	22737 CANYON LAKE DR	\$192.00	
354051012	22761 CANYON LAKE DR	\$192.00	
354051013	22590 BLUE TEAL DR	\$0.00	Y
354051014	22620 BLUE TEAL DR	\$192.00	
354051015	22630 BLUE TEAL DR	\$192.00	
354051016	22640 BLUE TEAL DR	\$192.00	
354051017	22650 BLUE TEAL DR	\$192.00	
354051018	22666 BLUE TEAL DR	\$192.00	
354051019	22680 BLUE TEAL DR	\$192.00	
354051020	22700 BLUE TEAL	\$192.00	
354051022	22740 BLUE TEAL DR	\$192.00	
354051023	22760 BLUE TEAL DR	\$192.00	
354051024	22780 BLUE TEAL DR	\$192.00	
354051025	22781 N CANYON LAKE DR	\$192.00	
354052001	22531 N CANYON LAKE DR	\$192.00	
354052002	22541 N CANYON LAKE DR	\$0.00	Y
354052003	22551 N CANYON LAKE DR	\$192.00	
354052004	22561 N CANYON LAKE DR	\$0.00	Y
354052005	22571 N CANYON LAKE DR	\$0.00	Y
354052006	22581 N CANYON LAKE DR	\$192.00	
354052007	22551 BLUE TEAL DR	\$192.00	
354052008	22561 BLUE TEAL DR	\$192.00	
354052009	22571 BLUE TEAL DR	\$192.00	
354052011	22591 BLUE TEAL DR	\$192.00	
354052012	22601 BLUE TEAL DR	\$192.00	
354052013	22611 BLUE TEAL DR	\$192.00	
354052014	22621 BLUE TEAL DR	\$192.00	
354052015	22627 BLUE TEAL DR	\$0.00	Y
354052016	30265 HIDING BASS PL	\$192.00	
354052017	30271 HIDING BASS PL	\$192.00	
354052018	30281 HIDING BASS PL	\$192.00	
354052019	30291 HIDING BASS PL	\$192.00	
354052020	30301 HIDING BASS PL	\$192.00	
354052021	30300 HIDING BASS PL	\$192.00	
354052022	30290 HIDING BASS PL	\$192.00	
354052023	30280 HIDING BASS PL	\$192.00	
354052024	30270 HIDING BASS PL	\$192.00	

CITY OF CANYON LAKE
 EMS FEE PRELIMINARY ROLL
 FISCAL YEAR 2023-24

MAY 30, 2023

354052026	22651 BLUE TEAL DR	\$192.00	
354052027	22671 BLUE TEAL DR	\$192.00	
354052028	22681 BLUE TEAL DR	\$192.00	
354052030	22723 BLUE TEAL DR	\$192.00	
354052031	22741 BLUE TEAL DR	\$192.00	
354052032	22761 BLUE TEAL DR	\$192.00	
354052033	22771 BLUE TEAL DR	\$192.00	
354061001	30201 RED LURE PL	\$192.00	
354061002	30211 RED LURE PL	\$192.00	
354061003	30221 RED LURE PL	\$192.00	
354061004	30231 RED LURE PL	\$0.00	Y
354061006	30251 RED LURE PL	\$192.00	
354061007	30261 RED LURE PL	\$192.00	
354061008	30271 RED LURE PL	\$0.00	Y
354061009	30281 RED LURE PL	\$192.00	
354061010	30291 RED LURE PL	\$192.00	
354061011	30301 RED LURE PL	\$192.00	
354061012	30300 RED LURE PL	\$192.00	
354061013	30290 RED LURE PL	\$192.00	
354061014	30280 RED LURE PL	\$192.00	
354061015	30270 RED LURE PL	\$192.00	
354061016	30260 RED LURE PL	\$192.00	
354061017	30250 RED LURE PL	\$192.00	
354061019	30230 RED LURE PL	\$192.00	
354061020	30220 RED LURE PL	\$192.00	
354061021	30210 RED LURE PL	\$192.00	
354061022	22791 BLUE TEAL DR	\$192.00	
354061023	22815 N CANYON LAKE DR	\$192.00	
354061024	22831 N CANYON LAKE DR	\$192.00	
354061025	22841 N CANYON LAKE DR	\$192.00	
354061026	22853 N CANYON LAKE DR	\$192.00	
354061027	22863 N CANYON LAKE DR	\$192.00	
354061028	22875 CANYON LAKE DR	\$192.00	
354061029	22887 N CANYON LAKE DR	\$192.00	
354061030	22899 N CANYON LAKE DR	\$192.00	
354061031	22909 N CANYON LAKE DR	\$192.00	
354061032	22915 CANYON LAKE DR	\$192.00	
354061033	22925 N CANYON LAKE DR	\$0.00	Y
354061034	22933 N CANYON LAKE DR	\$192.00	
354061035	22947 CANYON LAKE DR	\$192.00	
354061036	30101 COVE VIEW ST	\$0.00	Y
354061037	30117 COVE VIEW ST	\$192.00	
354061038	30129 COVE VIEW ST	\$192.00	
354061039	30141 COVE VIEW ST	\$192.00	
354061040	30155 COVE VIEW ST	\$192.00	
354061041	30169 COVE VIEW ST	\$192.00	
354061042	30183 COVE VIEW ST	\$192.00	
354061043	30197 COVE VIEW ST	\$192.00	
354061044	30211 COVE VIEW ST	\$192.00	
354061045	30225 COVE VIEW ST	\$192.00	
354061046	30239 COVE VIEW ST	\$192.00	
354061047	30253 COVE VIEW ST	\$192.00	
354061048	30269 COVE VIEW ST	\$192.00	
354061049	30283 COVE VIEW ST	\$192.00	

CITY OF CANYON LAKE
 EMS FEE PRELIMINARY ROLL
 FISCAL YEAR 2023-24

MAY 30, 2023

354061050	30297 COVE VIEW ST	\$192.00	
354062001	22971 CANYON LAKE DR	\$192.00	
354062002	22981 N CANYON LAKE DR	\$192.00	
354062003	22991 CANYON LAKE DR	\$192.00	
354062004	23007 CANYON LAKE DR	\$192.00	
354062005	23019 CANYON LAKE DR	\$192.00	
354062006	23035 N CANYON LAKE DR	\$192.00	
354062007	23055 N CANYON LAKE DR	\$192.00	
354062008	30100 COVE VIEW ST	\$0.00	Y
354062009	23000 WIDGEON PL	\$192.00	
354062010	23040 WIDGEON PL	\$192.00	
354062011	23020 WIDGEON PL	\$192.00	
354062012	30107 CROSS HILL DR	\$192.00	
354062013	30121 CROSS HILL DR	\$192.00	
354062014	23060 WIDGEON PL	\$192.00	
354062015	30116 COVE VIEW ST	\$0.00	Y
354062016	23001 WIDGEON PL	\$192.00	
354062017	30130 COVE VIEW ST	\$192.00	
354062018	30150 COVEVIEW ST	\$192.00	
354062019	23015 WIDGEON PL	\$192.00	
354062020	23031 WIDGEON PL	\$192.00	
354062021	23045 WIDGEON PL	\$192.00	
354062022	30181 CROSSHILL DR	\$192.00	
354062024	30250 COVEVIEW ST	\$192.00	
354062025	30270 COVE VIEW DR	\$192.00	
354062026	30290 COVE VIEW ST	\$192.00	
354062027	30310 COVE VIEW ST	\$192.00	
354062028	30201 CROSS HILL DR	\$192.00	
354071001	22100 VILLAGE WAY	\$192.00	
354071002	22050 VILLAGE WAY DR	\$192.00	
354071004	22000 VILLAGE WAY	\$192.00	
354071006	22090 VILLAGE WAY DR	\$192.00	
354071007	22080 VILLAGE WAY	\$192.00	
354071008	22070 VILLAGE WAY DR	\$192.00	
354071009	22060 VILLAGE WAY DR	\$192.00	
354071010	22030 VILLAGE WAY DR	\$0.00	Y
354071012	22010 VILLAGE WAY DR	\$192.00	
354071014	21970 VILLAGE WAY DR	\$192.00	
354071016	22001 LOCH LOMOND	\$192.00	
354071017	22013 LOCH LOMOND DR	\$192.00	
354071026	21960 VILLAGE WAY	\$192.00	
354071027	21980 VILLAGE WAY DR	\$192.00	
354071028	21990 VILLAGE WAY DR	\$192.00	
354071033	22020 VILLAGE WAY DR	\$192.00	
354071034	22040 VILLAGE WAY DR	\$192.00	
354072001	22091 VILLAGE WAY	\$192.00	
354072002	22081 VILLAGE WAY DR	\$192.00	
354072003	22071 VILLAGE WAY	\$192.00	
354072004	22061 VILLAGE WAY DR	\$192.00	
354072005	22045 VILLAGE WAY	\$192.00	
354072006	22031 VILLAGE WAY DR	\$192.00	
354072007	30466 CALIENTE PL	\$192.00	
354072009	30500 CALIENTE PL	\$192.00	
354072010	30501 CALIENTE PL	\$192.00	

CITY OF CANYON LAKE
 EMS FEE PRELIMINARY ROLL
 FISCAL YEAR 2023-24

MAY 30, 2023

354072011	30491 CALIENTE PL	\$192.00	
354072012	30481 CALIENTE PL	\$192.00	
354072013	30471 CALIENTE PL	\$192.00	
354072014	30461 CALIENTE PL	\$192.00	
354072015	30451 CALIENTE PL	\$192.00	
354072016	21981 VILLAGE WAY DR	\$192.00	
354072017	22030 LOCH LOMOND DR	\$192.00	
354072018	22050 LOCH LOMOND DR	\$192.00	
354072019	22066 LOCH LOMOND DR	\$192.00	
354072020	22082 LOCH LOMOND DR	\$192.00	
354072022	22130 LOCH LOMOND DR	\$192.00	
354072023	22160 LOCH LOMOND DR	\$192.00	
354072024	22190 LOCH LOMOND DR	\$192.00	
354072025	22210 LOCH LOMOND DR	\$192.00	
354072026	22220 LOCH LOMOND DR	\$192.00	
354072027	22236 LOCHLOMOND DR	\$192.00	
354072028	22242 LOCH LOMOND ST	\$192.00	
354072029	22254 LOCH LOMOND DR	\$192.00	
354072030	22266 LOCH LOMOND DR	\$192.00	
354072031	22278 LOCH LOMOND DR	\$192.00	
354072032	22290 LOCH LOMOND DR	\$192.00	
354073001	22169 LOCH LOMOND DR	\$192.00	
354073002	22181 LOCH LOMOND DR	\$0.00	Y
354073003	22193 LOCH LOMOND DR	\$192.00	
354073004	22205 LOCH LOMOND DR	\$192.00	
354073005	22217 LOCH LOMOND DR	\$192.00	
354073009	22269 LOCH LOMOND DR	\$192.00	
354073010	22301 LOCH LOMOND DR	\$0.00	Y
354073011	22335 LOCH LOMOND DR	\$192.00	
354073012	22347 LOCH LOMOND DR	\$192.00	
354073013	22361 LOCH LOMOND DR	\$192.00	
354073014	22373 LOCH LOMOND DR	\$192.00	
354073015	22385 LOCH LOMOND DR	\$192.00	
354073017	22239 LOCH LOMOND DR	\$0.00	Y
354081001	22343 CANYON LAKE DR	\$192.00	
354081002	22331 S CANYON LAKE DR	\$192.00	
354081003	22370 VILLAGE WAY DR	\$192.00	
354081004	22380 VILLAGE WAY DR	\$192.00	
354081005	22309 CANYON LAKE DR	\$192.00	
354081006	22315 CANYON LAKE DR	\$192.00	
354081007	22325 CANYON LAKE DR UNIT S& S5	\$0.00	Y
354082001	22371 VILLAGE WAY DR	\$192.00	
354082002	22420 PINTAIL DR	\$192.00	
354082003	22436 PINTAIL DR	\$192.00	
354082004	22450 PINTAIL DR	\$192.00	
354082005	22464 PINTAIL DR	\$192.00	
354082006	22478 PIN TAIL DR	\$192.00	
354082007	22490 PINTAIL DR	\$192.00	
354082008	22401 S CANYON LAKE DR	\$192.00	
354082009	22407 S CANYON LAKE DR	\$192.00	
354082010	22411 CANYON LAKE DR	\$192.00	
354082011	22431 CANYON LAKE DR	\$192.00	
354082012	22451 CANYON LAKE DR	\$192.00	
354082013	22473 S CANYON LAKE DR	\$192.00	

CITY OF CANYON LAKE
 EMS FEE PRELIMINARY ROLL
 FISCAL YEAR 2023-24

MAY 30, 2023

354082014	22485 CANYON LAKE DR	\$0.00	Y
354083001	22310 CANYON LAKE SO DR	\$192.00	
354083002	22320 S CANYON LAKE DR	\$192.00	
354083003	22330 S CANYON LAKE DR	\$192.00	
354083004	22440 CANYON LAKE DR	\$0.00	Y
354083005	22460 VILLAGE WAY DR	\$192.00	
354083006	22480 VILLAGE WAY DR	\$192.00	
354083007	22500 VILLAGE WAY DR	\$192.00	
354083008	22501 VILLAGE WAY DR	\$192.00	
354083009	22481 VILLAGE WAY DR	\$192.00	
354083010	22461 VILLAGE WAY DR	\$192.00	
354083011	22441 VILLAGE WAY DR	\$192.00	
354083012	22388 S CANYON LAKE DR	\$192.00	
354083013	22410 S CANYON LAKE DR	\$192.00	
354083014	22430 CANYON LAKE DR	\$192.00	
354083015	22450 S CANYON LAKE DR	\$192.00	
354083016	22480 S CANYON LAKE DR	\$192.00	
354083017	22500 CANYON LAKE DR	\$192.00	
354083018	22514 CANYON LAKE DR	\$192.00	
354083019	22526 S CANYON LAKE DR	\$192.00	
354083020	22540 S CANYON LAKE DR	\$192.00	
354083021	22554 CANYON LAKE DR SO	\$192.00	
354083022	22562 S CANYON LAKE DR	\$192.00	
354083023	22572 CANYON LAKE DR	\$192.00	
354091001	22582 CANYON LAKE DR	\$192.00	
354091002	22590 S CANYON LAKE DR	\$192.00	
354091003	22600 S CANYON LAKE DR	\$192.00	
354091004	22610 CANYON LAKE DR	\$192.00	
354091005	22622 CANYON LAKE DR	\$192.00	
354091006	22634 N CANYON LAKE DR	\$192.00	
354091007	22644 CANYON LAKE DR	\$0.00	Y
354091008	22654 CANYON LAKE DR	\$192.00	
354091009	22664 CANYONLAKE DR	\$192.00	
354091010	22672 S CANYON LAKE DR	\$0.00	Y
354091011	22680 CANYON LAKE DR	\$192.00	
354091012	22690 S CANYON LAKE DR	\$192.00	
354091013	22700 CANYON LAKE DR	\$192.00	
354091014	22710 CANYON LAKE DR S	\$192.00	
354091015	22720 S CANYON LAKE DR	\$192.00	
354091016	22730 S CANYON LAKE DR	\$192.00	
354091018	22781 RUNNING RABBIT CT	\$192.00	
354091019	22751 RUNNING RABBIT CT	\$192.00	
354091020	27731 RUNNING RABBIT CT	\$192.00	
354091021	22711 RUNNING RABBIT CT	\$192.00	
354091022	22691 RUNNING RABBIT CT	\$192.00	
354091025	22650 RUNNING RABBIT CT	\$192.00	
354091027	22690 RUNNING RABBIT CT	\$192.00	
354091028	22700 RUNNING RABBIT CT	\$192.00	
354091029	22716 RUNNING RABBIT CT	\$192.00	
354091030	22730 RUNNING RABBIT CT	\$192.00	
354091031	22750 RUNNING RABBIT CT	\$192.00	
354091032	22766 RUNNING RABBIT CT	\$192.00	
354091033	22784 RUNNING RABBIT CT	\$192.00	
354091035	22651 RUNNING RABBIT CT	\$192.00	

CITY OF CANYON LAKE
 EMS FEE PRELIMINARY ROLL
 FISCAL YEAR 2023-24

MAY 30, 2023

354092001	22587 S CANYON LAKE DR	\$192.00	
354092002	22597 S CANYON LAKE DR	\$192.00	
354092004	22621 CANYON LAKE DR S	\$192.00	
354092005	22635 S CANYON LAKE DR	\$192.00	
354092006	22649 S CANYON LAKE DR	\$192.00	
354092007	30461 GREENBRIAR CT	\$192.00	
354092008	30286 EARLY ROUND DR	\$192.00	
354092009	30296 EARLY ROUND DR	\$192.00	
354092010	30306 EARLY ROUND DR	\$0.00	Y
354092011	30316 EARLY ROUND DR	\$192.00	
354092012	30328 EARLY ROUND DR	\$192.00	
354092015	30358 EARLY ROUND DR	\$192.00	
354092016	30366 EARLY ROUND DR	\$192.00	
354092017	30471 GREENBRIAR CT	\$192.00	
354092018	30481 GREENBRIAR CT	\$192.00	
354092019	30491 GREENBRIAR CT	\$192.00	
354092020	30501 GREENBRIAR CT	\$192.00	
354092023	30480 GREENBRIAR CT	\$0.00	Y
354092024	30470 GREENBRIAR CT	\$192.00	
354092025	22675 CANYON LAKE DR	\$192.00	
354092026	22681 CANYON LAKE DR	\$192.00	
354092027	22687 CANYON LAKE DR	\$192.00	
354092028	22693 S CANYON LAKE DR	\$192.00	
354092029	22703 S CANYON LAKE DR	\$192.00	
354092030	22711 S CANYON LAKE DR	\$192.00	
354092031	22721 S CANYON LAKE DR	\$192.00	
354092032	22731 S CANYON LAKE DR	\$192.00	
354092033	22741 S CANYON LAKE DR	\$192.00	
354092034	22755 S CANYON LAKE DR	\$192.00	
354092035	22767 S CANYON LAKE DR	\$192.00	
354092036	30340 EARLY ROUND DR	\$192.00	
354092038	30350 EARLY ROUND DR	\$192.00	
354092039	30500 GREENBRIAR CT	\$192.00	
354093001	22643 GRAY FOX DR	\$192.00	
354093002	22766 S CANYON LAKE DR	\$192.00	
354093003	22778 S CANYON LAKE DR	\$192.00	
354093004	22788 CANYON LAKE DR	\$0.00	Y
354101001	22676 GRAY FOX DR	\$192.00	
354101002	22688 GRAY FOX DR	\$192.00	
354101003	22700 GRAY FOX DR	\$192.00	
354101004	22766 GRAY FOX DR	\$192.00	
354101005	22855 WATER VIEW DR	\$192.00	
354101006	22835 WATERVIEW DR	\$0.00	Y
354101007	22813 WATER VIEW DR	\$192.00	
354101008	22795 WATER VIEW DR	\$192.00	
354101009	22781 WATER VIEW DR	\$192.00	
354101010	22775 WATERVIEW DR	\$192.00	
354101011	22761 WATERVIEW DR	\$192.00	
354101012	22745 WATER VIEW DR	\$0.00	Y
354101013	22746 WATER VIEW DR	\$192.00	
354101014	22760 WATER VIEW DR	\$192.00	
354101015	22776 WATER VIEW DR	\$192.00	
354101016	22780 WATERVIEW DR	\$192.00	
354101017	22796 WATERVIEW DR	\$192.00	

CITY OF CANYON LAKE
 EMS FEE PRELIMINARY ROLL
 FISCAL YEAR 2023-24

MAY 30, 2023

354101018	22810 WATER VIEW DR	\$192.00	
354101019	22826 WATER VIEW DR	\$192.00	
354101020	22840 WATER VIEW DR	\$192.00	
354101023	22794 GRAY FOX DR	\$192.00	
354101024	22806 GRAY FOX DR	\$192.00	
354101025	22818 GRAY FOX DR	\$192.00	
354101026	22830 GRAY FOX DR	\$192.00	
354101029	22856 WATERVIEW DR	\$192.00	
354101033	22784 GRAY FOX DR	\$192.00	
354102001	23020 BLUEBIRD DR	\$192.00	
354102002	23006 BLUE BIRD DR	\$0.00	Y
354102003	22990 BLUE BIRD DR	\$192.00	
354102004	22976 BLUE BIRD DR	\$192.00	
354102005	22960 BLUEBIRD DR	\$192.00	
354102006	22930 BLUEBIRD DR	\$192.00	
354102008	22845 GRAY FOX DR	\$0.00	Y
354102009	22859 GRAY FOX DR	\$0.00	Y
354102010	22873 GRAY FOX DR	\$192.00	
354102011	22887 GRAY FOX DR	\$192.00	
354102012	22901 GRAY FOX DR	\$192.00	
354103001	22986 PHEASANT DR	\$192.00	
354103002	22970 PHEASANT DR	\$192.00	
354103003	22956 PHEASANT DR	\$192.00	
354103004	22940 PHEASANT DR	\$192.00	
354103005	22926 PHEASANT DR	\$192.00	
354103006	22910 PHEASANT DR	\$192.00	
354103007	22896 PHEASANT DR	\$192.00	
354103008	22880 PHEASANT	\$192.00	
354103009	22715 GRAY FOX DR	\$192.00	
354103010	22727 GRAY FOX	\$192.00	
354103011	22741 GRAY FOX DR	\$192.00	
354103012	22755 GRAY FOX DR	\$0.00	Y
354103014	22931 BLUE BIRD DR	\$192.00	
354103015	22947 BLUE BIRD DR	\$192.00	
354103016	22961 BLUE BIRD DR	\$192.00	
354103017	22981 BLUE BIRD DR	\$192.00	
354103018	23001 BLUE BIRD DR	\$192.00	
354111001	22270 VILLAGE WAY	\$192.00	
354111002	22300 VILLAGE WAY DR	\$192.00	
354111003	22310 VILLAGE WAY DR	\$192.00	
354111004	22340 VILLAGE WAY DR	\$192.00	
354111005	22260 VILLAGE WAY DR	\$192.00	
354111006	22280 VILLAGE WAY DR	\$192.00	
354111007	22290 VILLAGE WAY DR	\$192.00	
354111008	22320 VILLAGE WAY DR	\$192.00	
354111009	22330 VILLAGWAY DR	\$192.00	
354111013	22240 VILLAGE WAY DR	\$0.00	Y
354111014	22250 VILLAGE WAY DR	\$192.00	
354111020	22210 VILLAGE WAY DR	\$192.00	
354111021	22222 VILLAGE WAY DR	\$192.00	
354111022	22230 VILLAGE WAY DR	\$192.00	
354111024	22200 VILLAGE WAY DR	\$192.00	
354112002	22171 VILLAGE WAY	\$192.00	
354112003	22185 VILLAGE WAY DR	\$192.00	

CITY OF CANYON LAKE
EMS FEE PRELIMINARY ROLL
FISCAL YEAR 2023-24

MAY 30, 2023

354112004	22199 VILLAGE WAY DR	\$192.00	
354112005	22213 VILLAGE WAY DR	\$192.00	
354112006	22227 VILLAGE WAY DR	\$192.00	
354112007	22241 VILLAGE WAY DR	\$192.00	
354112008	22255 VILLAGE WAY DR	\$192.00	
354112009	22271 VILLAGE WAY DR	\$192.00	
354112010	22321 VILLAGE WAY	\$0.00	Y
354112011	22331 VILLAGE WAY	\$192.00	
354112012	22351 VILLAGE WAY	\$192.00	
354112013	22370 PINTAIL DR	\$192.00	
354112014	22380 PIN TAIL DR	\$192.00	
354112015	22394 PINTAIL DR	\$192.00	
354112018	22350 PINTAIL DR	\$192.00	
354112019	22365 PIN TAIL DR	\$192.00	
354112020	22381 PIN TAIL DR	\$192.00	
354112021	22411 PINTAIL DR	\$192.00	
354112022	22431 PIN TAIL DR	\$192.00	
354112023	22300 LOCH LOMOND DR	\$192.00	
354112024	22310 LOCH LOMOND DR	\$192.00	
354112025	22324 LOCH LOMAND DR	\$192.00	
354112026	22336 LOCH LOMOND DR	\$0.00	Y
354112027	22348 LOCHLOMOND DR	\$192.00	
354112028	22360 LOCH LOMOND DR	\$192.00	
354112029	22372 LOCH LOMOND DR	\$192.00	
354112030	22384 LOCH LOMOND DR	\$192.00	
354112031	22396 LOCH LOMOND DR	\$192.00	
354112032	22408 LOCH LOMOND DR	\$0.00	Y
354112033	22420 LOCH LOMOND DR	\$192.00	
354120001	22025 LOCH LOMOND DR	\$192.00	
354120002	22037 LOCH LOMOND DR	\$192.00	
354120003	22049 LOCH LOMOND DR	\$192.00	
354120004	22061 LOCH LOMOND DR	\$192.00	
354120005	22073 LOCH LOMOND DR	\$192.00	
354120006	22080 LOCH LOMOND DR	\$192.00	
354120007	22111 LOCHLOMOND DR	\$192.00	
354120008	22123 LOCH LOMOND DR	\$192.00	
354120009	30535 WOOD DUCK PL	\$192.00	
354120010	30563 WOOD DUCK PL	\$192.00	
354120011	30577 WOOD DUCK	\$192.00	
354120012	30591 WOOD DUCK PL	\$192.00	
354120013	30605 WOOD DUCK PL	\$192.00	
354120014	30619 WOOD DUCK PL	\$192.00	
354120015	30633 WOOD DUCK PL	\$192.00	
354120016	30648 WOOD DUCK PL	\$192.00	
354120017	30634 WOOD DUCK PL	\$192.00	
354120018	30620 WOOD DUCK PL	\$192.00	
354120019	30606 WOOD DUCK DR	\$0.00	Y
354120020	30592 WOOD DUCK PL	\$192.00	
354120021	30578 WOOD DUCK PL	\$192.00	
354120022	30564 WOOD DUCK PL	\$192.00	
354120024	30524 WOOD DUCK PL	\$0.00	Y
354120025	22145 LOCH LOMOND DR	\$192.00	
354120026	22157 LOCH LOMOND DR	\$192.00	
354131001	22434 LOCHLOMOND DR	\$192.00	

CITY OF CANYON LAKE
 EMS FEE PRELIMINARY ROLL
 FISCAL YEAR 2023-24

MAY 30, 2023

354131002	22446 LOCH LOMOND DR	\$192.00	
354131003	22458 LOCH LOMOND DR	\$192.00	
354131004	22470 LOCHLOMOND DR	\$192.00	
354131005	30431 SPARKLE DR	\$192.00	
354131006	30421 SPARKLE DR	\$0.00	Y
354131007	30391 SPARKLE DR	\$192.00	
354131008	30381 SPARKLE DR	\$192.00	
354131009	30401 SPARKLE DR	\$192.00	
354131010	30371 SPARKLE DR	\$192.00	
354131011	22461 PINTAIL DR	\$192.00	
354131013	22485 PIN TAIL DR	\$192.00	
354131014	22495 PIN TAIL DR	\$192.00	
354132001	22409 LOCH LOMOND DR	\$192.00	
354132002	22451 LOCH LOMOND DR	\$192.00	
354132003	22471 LOCH LOMOND DR	\$192.00	
354132004	22481 LOCH LOMOND DR	\$192.00	
354132005	30461 SPARKLE DR	\$0.00	Y
354132006	30471 SPARKLE DR	\$0.00	Y
354132007	30485 SPARKLE DR	\$192.00	
354132008	30490 SPARKLE DR	\$192.00	
354132009	30480 SPARKLE DR	\$192.00	
354132010	30470 SPARKLE DR	\$0.00	Y
354132013	30440 SPARKLE DR	\$192.00	
354132014	30430 SPARKLE DR	\$192.00	
354132015	30400 SPARKLE DR	\$192.00	
354132016	30420 SPARKLE DR	\$192.00	
354132017	30410 SPARKLE DR	\$192.00	
354132018	30390 SPARKLE DR	\$192.00	
354132019	30380 SPARKLE DR	\$192.00	
354132020	30370 SPARKLE DR	\$192.00	
354132021	22511 PINTAIL DR	\$192.00	
354132022	22523 PINTAIL DR	\$192.00	
354132023	22525 PIN TAIL DR	\$192.00	
354132024	22579 PINTAIL DR	\$192.00	
354132025	22625 PIN TAIL DR	\$192.00	
354132026	22661 PIN TAIL DR	\$192.00	
354132027	22673 PIN TAIL DR	\$192.00	
354132030	22700 PIN TAIL	\$192.00	
354132031	22686 PINTAIL DR	\$192.00	
354132033	22660 PIN TAIL DR	\$192.00	
354132035	22636 PINTAIL DR	\$192.00	
354132036	22624 PIN TAIL DR	\$192.00	
354132037	22610 PIN TAIL DR	\$192.00	
354132038	22598 PIN TAIL DR	\$192.00	
354132039	22584 PIN TAIL DR	\$192.00	
354132040	22570 PIN TAIL DR	\$192.00	
354132041	22556 PIN TAIL DR	\$0.00	Y
354132042	22544 PINTAIL DR	\$192.00	
354132043	22526 PINTAIL DR	\$192.00	
354132044	22510 PINTAIL DR	\$192.00	
354132045	22507 S CANYON LAKE DR	\$192.00	
354132046	22519 CANYON LAKE DR	\$192.00	
354132048	22539 S CANYON LAKE DR	\$192.00	
354132049	22551 S CANYON LAKE DR	\$192.00	

CITY OF CANYON LAKE
EMS FEE PRELIMINARY ROLL
FISCAL YEAR 2023-24

MAY 30, 2023

354132050	22559 S CANYON LAKE DR	\$192.00	
354132051	30271 EARLY ROUND DR	\$192.00	
354132052	30289 EARLY ROUND DR	\$192.00	
354132053	30301 EARLY ROUND DR	\$192.00	
354132054	30321 EARLY ROUND DR	\$192.00	
354132055	30351 EARLY ROUND DR	\$192.00	
354132056	24131 CRUISE CIRCLE DR	\$192.00	
354132057	30381 EARLY ROUND DR	\$192.00	
354132058	30393 EARLY ROUND DR	\$192.00	
354132059	30407 EARLY ROUND DR	\$192.00	
354132060	30421 EARLY ROUND DR	\$192.00	
354141001	30376 EARLY ROUND DR	\$192.00	
354141002	30388 EARLY ROUND DR	\$192.00	
354141003	30400 EARLY ROUND	\$0.00	Y
354141004	30418 EARLY ROUND DR	\$192.00	
354141005	30468 EARLY ROUND DR	\$192.00	
354141006	30482 EARLY ROUND DR	\$192.00	
354141007	30498 EARLY ROUND DR	\$0.00	Y
354141008	30510 EARLY ROUND DR	\$192.00	
354141009	30526 EARLY ROUND DR	\$192.00	
354141010	30538 EARLY ROUND DR	\$192.00	
354141011	30548 EARLY ROUND DR	\$192.00	
354141012	30560 EARLY ROUND DR	\$192.00	
354141013	30610 EARLY ROUND DR	\$192.00	
354142001	30435 EARLY ROUND DR	\$192.00	
354142002	30449 EARLY ROUND DR	\$192.00	
354142003	30463 EARLY ROUND DR	\$192.00	
354142004	30477 EARLY ROUND DR	\$0.00	Y
354142005	30491 EARLY ROUND DR	\$192.00	
354142006	30503 EARLY ROUND DR	\$192.00	
354142007	30517 EARLY ROUND DR	\$192.00	
354142008	30541 EARLY ROUND DR	\$192.00	
354142009	30545 EARLY ROUND DR	\$0.00	Y
354142010	30557 EARLY ROUND DR	\$192.00	
354142011	30569 EARLY ROUND DR	\$192.00	
354142012	30581 EARLY ROUND DR	\$192.00	
354142013	30593 EARLY ROUND DR	\$192.00	
354142014	30607 EARLY ROUND DR	\$192.00	
354142015	30631 EARLY ROUND DR	\$192.00	
354142016	30619 EARLY ROUND DR	\$192.00	
354142017	30643 EARLY ROUND DR	\$192.00	
354142018	30655 EARLY ROUND DR	\$192.00	
354142019	30681 EARLY ROUND RD	\$192.00	
354142020	30693 EARLY ROUND DR	\$192.00	
354142021	30705 EARLY ROUND DR	\$0.00	Y
354142022	30717 EARLY ROUND DR	\$192.00	
354142023	30729 EARLY ROUND DR	\$192.00	
354151001	22712 CALCUTTA DR	\$192.00	
354151002	22698 CALCUTTA DR	\$0.00	Y
354151003	22684 CALCUTTA DR	\$192.00	
354151004	22670 CALCUTTA DR	\$192.00	
354151005	22656 CALCUTTA DR	\$192.00	
354151006	22642 CALCUTTA DR	\$192.00	
354151007	22628 CALCUTTA DR	\$0.00	Y

CITY OF CANYON LAKE
 EMS FEE PRELIMINARY ROLL
 FISCAL YEAR 2023-24

MAY 30, 2023

354151008	22614 CALCUTTA DR	\$192.00	
354151009	22600 CALCUTTA DR	\$192.00	
354151010	22590 CALCUTTA DR	\$192.00	
354151011	22580 CALCUTTA DR	\$192.00	
354151012	22570 CALCUTTA DR	\$192.00	
354151013	22581 CALCUTTA DR	\$192.00	
354151014	22591 CALCUTTA DR	\$192.00	
354151015	22601 CALCUTTA DR	\$192.00	
354151016	22627 CALCUTTA DR	\$192.00	
354151017	22671 CALCUTTA DR	\$192.00	
354151018	30591 CHAMPION DR	\$192.00	
354151019	30617 CHAMPION DR	\$192.00	
354151022	30663 CHAMPION DR	\$192.00	
354151023	30675 CHAMPION DR	\$192.00	
354151026	30774 EARLY ROUND DR	\$192.00	
354151027	30758 EARLY ROUND DR	\$192.00	
354151028	30746 EARLY ROUND DR	\$192.00	
354151029	30732 EARLY ROUND DR	\$0.00	Y
354151030	30718 EARLY ROUND DR	\$0.00	Y
354151031	30706 EARLY ROUND DR	\$192.00	
354151032	30639 CHAMPION DR	\$192.00	
354151034	30651 CHAMPION DR	\$192.00	
354152001	30570 CHAMPION DR	\$192.00	
354152002	30584 CHAMPION DR	\$192.00	
354152003	30596 CHAMPION DR	\$192.00	
354152004	30608 CHAMPION DR	\$192.00	
354152005	30620 CHAMPION DR	\$192.00	
354152006	30632 CHAMPION DR	\$192.00	
354152007	30644 CHAMPION DR	\$192.00	
354152008	30674 SPYGLASS WAY	\$192.00	
354152009	30688 SPYGLASS WAY	\$192.00	
354152010	30700 SPY GLASS WAY	\$192.00	
354152011	30689 SPYGLASS WAY	\$192.00	
354152012	30675 SPYGLASS WAY	\$192.00	
354152013	30661 SPYGLASS WAY	\$192.00	
354152014	30820 EARLY ROUND DR	\$192.00	
354152015	30832 EARLY ROUND DR	\$192.00	
354152016	30846 EARLY ROUND DR	\$192.00	
354152018	30872 EARLY ROUND DR	\$192.00	
354152019	30886 EARLY ROUND DR	\$192.00	
354152020	30900 EARLYROUND DR	\$192.00	
354152021	30887 EARLY ROUND DR	\$192.00	
354152022	30873 EARLY ROUND DR	\$192.00	
354152034	30859 EARLY ROUND DR	\$192.00	
354152035	30847 EARLY ROUND DR	\$192.00	
354152036	30835 EARLY ROUND DR	\$192.00	
354152037	30823 EARLY ROUND DR	\$192.00	
354152038	30811 EARLY ROUND DR	\$192.00	
354152039	30801 EARLY ROUND DR	\$192.00	
354152041	30777 EARLY ROUND DR	\$192.00	
354152043	30753 EARLY ROUND DR	\$192.00	
354161001	22661 GRAY FOX DR	\$192.00	
354161002	22675 GRAY FOX DR	\$192.00	
354161003	22691 GRAY FOX DR	\$192.00	

CITY OF CANYON LAKE
EMS FEE PRELIMINARY ROLL
FISCAL YEAR 2023-24

MAY 30, 2023

354161004	22863 PHEASANT DR	\$192.00	
354161005	22875 PHEASANT DR	\$192.00	
354161006	22883 PHEASANT DR	\$192.00	
354161007	22891 PHEASANT DR	\$192.00	
354161008	22907 PHEASANT DR	\$192.00	
354161009	22925 PHEASANT DR	\$192.00	
354161010	22941 PHEASANT DR	\$192.00	
354161011	22898 S CANYON LAKE DR	\$192.00	
354161012	22880 S CANYON LAKE DR	\$192.00	
354161013	22878 S CANYON LAKE DR	\$192.00	
354161014	22868 S CANYON LAKE DR	\$0.00	Y
354161015	22858 S CANYON LAKE DR	\$192.00	
354161016	22848 S CANYON LAKE DR	\$192.00	
354161017	22838 S CANYON LAKE DR	\$192.00	
354161018	22828 S CANYON LAKE DR	\$192.00	
354161019	22818 S CANYON LAKE DR	\$0.00	Y
354161020	22808 S CANYON LAKE DR	\$192.00	
354161021	22796 S CANYON LAKE DR	\$192.00	
354162001	22777 S CANYON LAKE DR	\$192.00	
354162002	22787 S CANYON LAKE DR	\$192.00	
354162003	22797 S CANYON LAKE DR	\$0.00	Y
354162004	22807 S CANYON LAKE DR	\$192.00	
354162005	22817 S CANYON LAKE DR	\$192.00	
354162006	22827 S CANYON LAKE DR	\$192.00	
354162007	22862 CALCUTTA DR	\$192.00	
354162008	22840 CALCUTTA DR	\$192.00	
354162009	22820 CALCUTTA DR	\$192.00	
354162010	22800 CALCUTTA DR	\$192.00	
354162011	22810 CALCUTTA DR	\$192.00	
354162012	30514 GREENBROOK PL	\$192.00	
354162013	30500 GREENBROOK PL	\$192.00	
354162014	30511 GREENBROOK PL	\$192.00	
354162015	30525 GREENBROOK PL	\$192.00	
354162016	30539 GREENBROOK PL	\$192.00	
354163001	22895 CALCUTTA DR	\$192.00	
354163004	22857 CALCUTTA DR	\$192.00	
354163005	22845 CALCUTTA DR	\$192.00	
354163006	22833 CALCUTTA DR	\$192.00	
354163007	22821 CALCUTTA DR	\$192.00	
354163008	30574 WILLOWBROOK PL	\$192.00	
354163009	30588 WILLOWBROOK PL	\$192.00	
354163010	30600 WILLOW BEACH PL	\$192.00	
354163011	30589 WILLOWBROOK PL	\$192.00	
354163012	30575 WILLOW BROOK PL	\$192.00	
354163013	22807 CALCUTTA DR	\$192.00	
354163014	22795 CALCUTTA DR	\$192.00	
354163015	22783 CALCUTTA DR	\$192.00	
354163016	22771 CALCUTTA DR	\$192.00	
354163017	22883 CALCUTTA DR	\$192.00	
354171001	23017 BLUE BIRD DR	\$192.00	
354171002	23039 BLUEBIRD DR	\$192.00	
354171003	23061 BLUE BIRD DR	\$192.00	
354171004	23081 BLUEBIRD DR	\$192.00	
354171005	23006 PHEASANT DR	\$192.00	

CITY OF CANYON LAKE
 EMS FEE PRELIMINARY ROLL
 FISCAL YEAR 2023-24

MAY 30, 2023

354171006	23016 PHEASANT DR	\$192.00
354172001	22955 PHEASANT DR	\$192.00
354172002	22973 PHEASANT DR	\$192.00
354172003	22995 PHEASANT DR	\$192.00
354172004	23013 PHEASANT DR	\$192.00
354172005	23051 PHEASANT DR	\$192.00
354172006	22908 S CANYON LAKE DR	\$192.00
354172007	22918 S CANYON LAKE DR	\$192.00
354172008	22928 S CANYON LAKE DR	\$192.00
354172009	22944 CANYON LAKE DR	\$192.00
354172010	22958 CANYON LAKE DR S	\$192.00
354172011	22970 S CANYON LAKE DR	\$192.00
354172012	22982 S CANYON LAKE DR	\$192.00
354173001	22917 S CANYON LAKE DR	\$192.00
354173002	22931 S CANYON LAKE DR	\$192.00
354173003	22945 S CANYON LAKE DR	\$192.00
354173004	22957 S CANYON LAKE DR	\$192.00
354173005	22973 S CANYON LAKE DR	\$192.00
354173006	30550 PAUMA CT	\$192.00
354173007	30566 PAUMA PL	\$192.00
354173008	30580 PAUMA PL	\$192.00
354173009	23321 BLUE BIRD DR	\$192.00
354173010	23301 BLUE BIRD DR	\$192.00
354173011	23279 BLUE BIRD DR	\$192.00
354173012	23620 BLUE BIRD DR	\$192.00
354173013	23284 BLUE BIRD DR	\$192.00
354173014	23300 BLUEBIRD DR	\$192.00
354173015	23320 BLUE BIRD DR	\$192.00
354173016	23340 BLUE BIRD DR	\$192.00
354173017	23360 BLUE BIRD DR	\$192.00
354173018	1111 BLUE BIRD DR	\$192.00
354173019	23404 BLUE BIRD DR	\$192.00
354173020	23387 BLUE BIRD DR	\$192.00
354173021	30595 PAUMA PL	\$192.00
354173022	30581 PAUMA PL	\$0.00
354173023	30567 PAUMA PL	\$192.00
354180002	22274 TREASURE ISLAND DR UN 1	\$192.00
354180003	22276 TREASURE ISLAND DR UN2	\$192.00
354180004	22270 TREASURE ISLAND DR UN3	\$192.00
354180005	22272 TREASURE ISLAND DR UN4	\$192.00
354180006	22244 TREASURE ISLAND DR UN5	\$192.00
354180007	22246 TREASURE ISLAND DR UN6	\$192.00
354180008	22240 TREASURE ISLAND DR UN7	\$192.00
354180009	22242 TREASURE ISLAND DR UN8	\$192.00
354180010	22214 TREASURE ISLAND DR UN9	\$192.00
354180011	22216 TREASURE ISLAND DR UN 10	\$192.00
354180012	22210 TREASURE ISLAND DR UN 11	\$192.00
354180013	22212 TREASURE ISLAND DR UN 12	\$192.00
354180014	22194 TREASURE ISLAND DR UN 13	\$192.00
354180015	22196 TREASURE ISLAND DR UN 14	\$192.00
354180016	22190 TREASURE ISLAND DR UN 15	\$192.00
354180017	22192 TREASURE ISLAND DR UN 16	\$192.00
354180018	22166 TREASURE ISLAND DR UN 17	\$192.00
354180019	22168 TREASURE ISLAND DR UN 18	\$192.00

Y

CITY OF CANYON LAKE
 EMS FEE PRELIMINARY ROLL
 FISCAL YEAR 2023-24

MAY 30, 2023

354180020	22162 TREASURE ISLAND DR UN 19	\$192.00	
354180021	22164 TREASURE ISLAND DR UN 20	\$192.00	
354180022	22134 TREASURE ISLAND DR UN 21	\$0.00	Y
354180023	22136 TREASURE ISLAND DR UN 22	\$192.00	
354180024	22130 TREASURE ISLAND DR UN 23	\$192.00	
354180025	22132 TREASURE ISLAND DR UN 24	\$192.00	
354180026	22104 TREASURE ISLAND DR UN 25	\$192.00	
354180027	22106 TREASURE ISLAND DR UN 26	\$192.00	
354180028	22100 TREASURE ISLAND DR UN 27	\$192.00	
354180029	22102 TREASURE ISLAND DR UN 28	\$192.00	
354180030	22084 TREASURE ISLAND DR UN 29	\$192.00	
354180031	22086 TREASURE ISLAND DR UN 30	\$192.00	
354180032	22080 TREASURE ISLAND DR UN 31	\$192.00	
354180033	22082 TREASURE ISLAND DR UN 32	\$192.00	
354180034	22054 TREASURE ISLAND DR UN 33	\$192.00	
354180035	22056 TREASURE ISLAND DR UN 34	\$192.00	
354180036	22050 TREASURE ISLAND DR UN 35	\$192.00	
354180037	22052 TREASURE ISLAND DR UN 36	\$192.00	
354191001	22768 SKYLINK DR	\$192.00	
354191002	22780 SKYLINK DR	\$192.00	
354191003	22794 SKYLINK DR	\$192.00	
354191004	22806 SKYLINK DR	\$192.00	
354191005	22818 SKYLINK DR	\$192.00	
354191006	22832 SKYLINK DR	\$192.00	
354191007	22844 SKYLINK DR	\$192.00	
354191008	22858 SKYLINK DR	\$192.00	
354191009	22870 SKYLINK DR	\$192.00	
354191010	22884 SKYLINK DR	\$192.00	
354191011	22896 SKYLINK DR	\$192.00	
354191012	22910 SKYLINK DR	\$192.00	
354192001	22713 SKYLINK DR	\$192.00	
354192002	22725 SKYLINK DR	\$192.00	
354192003	22741 SKYLINK DR	\$192.00	
354192004	22755 SKYLINK DR	\$192.00	
354192005	22769 SKYLINK DR	\$192.00	
354192006	22791 SKYLINK DR	\$0.00	Y
354192007	22805 SKYLINK DR	\$192.00	
354192008	22819 SKYLINK DR	\$192.00	
354192009	22841 SKYLINK DR	\$192.00	
354192010	22855 SKYLINK DR	\$192.00	
354192011	22869 SKYLINK DR	\$192.00	
354192012	22881 SKY LINK DR	\$192.00	
354192013	22895 SKYLINK DR	\$192.00	
354192014	22911 SKYLINK DR	\$192.00	
354192015	23223 SKYLINK DR	\$192.00	
354192016	23219 SKYLINK DR	\$192.00	
354192017	23193 SKYLINK DR	\$192.00	
354192018	29897 CHIP WAY	\$192.00	
354192019	29913 CHIP WAY	\$192.00	
354192020	29925 CHIP WAY	\$0.00	Y
354192021	23153 SKYLINK DR	\$192.00	
354192022	23167 SKYLINK DR	\$192.00	
354192023	23181 SKYLINK DR	\$192.00	
354192024	23207 SKYLINK DR	\$192.00	

CITY OF CANYON LAKE
 EMS FEE PRELIMINARY ROLL
 FISCAL YEAR 2023-24

MAY 30, 2023

354192025	23237 SKYLINK DR	\$192.00	
354192026	23250 SKYLINK DR	\$192.00	
354192027	23236 SKYLINK DR	\$192.00	
354192028	23222 SKYLINK DR	\$192.00	
354192029	23206 SKYLINK DR	\$192.00	
354192030	23186 SKYLINK DR	\$192.00	
354192031	23170 SKYLINK DR	\$0.00	Y
354192032	23156 SKYLINK DR	\$0.00	Y
354192033	23144 SKYLINK DR	\$0.00	Y
354192034	22831 SKYLINK DR	\$192.00	
354211001	30295 LONGHORN DR	\$192.00	
354211002	30281 LONGHORN DR	\$192.00	
354211003	30267 LONGHORN DR	\$192.00	
354212001	30235 LONGHORN DR	\$192.00	
354212002	30223 LONGHORN DR	\$192.00	
354212003	30211 LONGHORN DR	\$0.00	Y
354212004	30201 LONGHORN DR	\$192.00	
354212005	30189 LONGHORN DR	\$192.00	
354212006	30175 LONGHORN DR	\$192.00	
354212007	30159 LONGHORN DR	\$192.00	
354212008	30147 LONGHORN DR	\$192.00	
354212009	30135 LONGHORN DR	\$0.00	Y
354212010	30123 LONGHORN DR	\$192.00	
354212011	30111 LONGHORN DR	\$192.00	
354212012	30099 LONGHORN DR	\$192.00	
354212013	30087 LONGHORN DR	\$192.00	
354212014	30075 LONGHORN DR	\$192.00	
354213002	30240 LONGHORN DR	\$192.00	
354213003	30238 LONGHORN DR	\$192.00	
354213004	30236 LONGHORN DR	\$0.00	Y
354213005	30224 LONGHORN DR	\$192.00	
354213006	30210 LONGHORN DR	\$192.00	
354213007	30077 SILVER SADDLE CT	\$192.00	
354213008	30090 SILVER SADDLE CT	\$192.00	
354213009	30076 SILVER SADDLE CT	\$192.00	
354213010	30060 SILVER SADDLE CT	\$192.00	
354213011	30176 LONGHORN DR	\$192.00	
354213012	30164 LONGHORN DR	\$192.00	
354213013	30152 LONGHORN DR	\$192.00	
354213014	30140 LONGHORN DR	\$192.00	
354213015	30128 LONGHORN DR	\$192.00	
354213016	30067 RED BARN PL	\$192.00	
354213017	30081 RED BARN PL	\$192.00	
354213018	30097 RED BARN PL	\$192.00	
354213019	30111 RED BARN PL	\$192.00	
354213020	30112 RED BARN PL	\$192.00	
354213021	30098 RED BARN PL	\$192.00	
354213022	30084 RED BARN PL	\$192.00	
354213023	30070 RED BARN PL	\$192.00	
354213024	30054 RED BARN PL	\$192.00	
354220003	21750 APPALOOSA CT	\$192.00	
354220004	21734 APPALOOSA CT	\$192.00	
354220005	21710 APPALOOSA CT	\$192.00	
354220006	21692 APPALOOSA CT	\$192.00	

CITY OF CANYON LAKE
 EMS FEE PRELIMINARY ROLL
 FISCAL YEAR 2023-24

MAY 30, 2023

354220008	21662 APPALOOSA CT	\$192.00	
354220009	21646 APPALOOSA CT	\$192.00	
354220010	21630 APPALOOSA CT	\$192.00	
354220011	21616 APPALOOSA CT	\$192.00	
354220012	21602 APPALOOSA CT	\$192.00	
354220013	21588 APPALOOSA CT	\$192.00	
354220014	21574 APPALOOSA CT	\$192.00	
354220015	21560 APPALOOSA CT	\$192.00	
354220016	21546 APPALOSA CT	\$192.00	
354220017	21532 APPALOOSA CT	\$192.00	
354220018	21518 APPALOOSA CT	\$192.00	
354220019	21504 APPALOOSA CT	\$192.00	
354220020	21503 APPALOOSA CT	\$192.00	
354220021	21517 APPALOOSA CT	\$192.00	
354220022	21531 APPALOOSA CT	\$192.00	
354220023	21545 APPALOOSA CT	\$192.00	
354220024	21561 APPALOOSA CT	\$192.00	
354220025	21573 APPALOOSA CT	\$0.00	Y
354220026	21587 APPALOOSA CT	\$192.00	
354220027	21609 APPALOOSA CT	\$192.00	
354220028	21625 APPALOOSA CT	\$192.00	
354220029	21639 APPALOOSA CT	\$192.00	
354220030	21649 APPALOOSA CT	\$192.00	
354220031	21653 APPALOOSA CT	\$0.00	Y
354220032	21679 APPALOOSA CT	\$192.00	
354220033	21693 APPALOOSA CT	\$192.00	
354220034	21707 APPALOOSA CT	\$192.00	
354220035	21721 APPALOOSA CT	\$192.00	
354220036	21735 APPALOOSA CT	\$192.00	
354220037	21749 APPALOOSA CT	\$192.00	
354220039	21765 APPALOOSA CT	\$192.00	
354231001	30297 LONGHORN DR	\$192.00	
354231004	30333 LONGHORN DR	\$192.00	
354231005	30345 LONGHORN DR	\$192.00	
354231006	30357 LONGHORN DR	\$192.00	
354231007	30369 LONGHORN DR	\$192.00	
354231009	30393 LONGHORN ST	\$192.00	
354231010	30405 LONGHORN DR	\$0.00	Y
354231012	30429 LONGHORN DR	\$192.00	
354231013	30441 LONGHORN DR	\$192.00	
354232001	30250 LONGHORN DR	\$192.00	
354232002	30260 LONGHORN DR	\$192.00	
354232003	30280 LONGHORN DR	\$0.00	Y
354232004	30300 LONGHORN DR	\$192.00	
354232005	30318 LONGHORN DR	\$192.00	
354232006	30330 LONGHORN DR	\$192.00	
354232007	30346 LONGHORN DR	\$192.00	
354232008	30356 LONGHORN DR	\$0.00	Y
354232009	30370 LONGHORN DR	\$192.00	
354232010	30384 LONGHORN DR	\$192.00	
354232011	30398 LONGHORN DR	\$192.00	
354232012	30420 LONGHORN DR	\$192.00	
354232015	30145 WINDWARD DR	\$192.00	
354232016	21790 STRAWBERRY DR	\$0.00	Y

CITY OF CANYON LAKE
 EMS FEE PRELIMINARY ROLL
 FISCAL YEAR 2023-24

MAY 30, 2023

354232017	21806 STRAWBERRY LN	\$192.00	
354232018	21818 STRAWBERRY LN	\$192.00	
354232019	21832 STRAWBERRY LN	\$192.00	
354232020	21846 STRAWBERRY LN	\$192.00	
354232021	21860 STRAWBERRY LN	\$192.00	
354232022	21874 STRAWBERRY LN	\$192.00	
354232023	30432 LONGHORN DR	\$192.00	
354241004	30525 LONGHORN DR	\$192.00	
354241005	30537 LONGHORN DR	\$192.00	
354241006	30541 LONGHORN DR	\$192.00	
354241007	30557 LONGHORN DR	\$192.00	
354241008	30571 LONGHORN DR	\$192.00	
354241009	30591 LONGHORN DR	\$192.00	
354241011	30491 LONGHORN DR	\$192.00	
354242001	30606 LONGHORN DR	\$192.00	
354242002	30594 LONGHORN DR	\$192.00	
354242003	30582 LONGHORN DR	\$192.00	
354242004	30570 LONGHORN DR	\$192.00	
354242005	30554 LONGHORN DR	\$192.00	
354242006	30538 LONGHORN DR	\$192.00	
354242007	30524 LONGHORN DR	\$192.00	
354242008	30512 LONGHORN DR	\$192.00	
354242010	30488 LONGHORN DR	\$0.00	Y
354242011	30476 LONGHORN DR	\$192.00	
354242012	30464 LONGHORN DR	\$192.00	
354242013	21775 STRAWBERRY LN	\$192.00	
354242014	21789 STRAWBERRY LN	\$192.00	
354242015	21803 STRAWBERRY LN	\$192.00	
354242016	21815 STRAWBERRY LN	\$192.00	
354242017	21887 STRAWBERRY LN	\$192.00	
354242018	21903 STRAWBERRY LN	\$192.00	
354242019	21931 STRAWBERRY LN	\$192.00	
354242021	21963 STRAWBERRY LN	\$192.00	
354242022	21975 STRAWBERRY LN	\$192.00	
354242023	21987 STRAWBERRY LN	\$192.00	
354242024	21999 STRAWBERRY LN	\$192.00	
354242025	21998 STRAWBERRY LN	\$192.00	
354242026	21986 STRAWBERRY LN	\$192.00	
354242027	21974 STRAWBERRY LN	\$192.00	
354242028	21960 STRAWBERRY DR	\$192.00	
354242029	21948 STRAWBERRY LN	\$0.00	Y
354242030	21930 STRAWBERRY LN	\$192.00	
354242031	21916 STRAWBERRY LN	\$192.00	
354242032	21902 STRAWBERRY LN	\$192.00	
354242033	21888 STRAWBERRY LN	\$0.00	Y
355021001	30020 CROSS HILL DR	\$192.00	
355021002	30040 CROSS HILL DR	\$192.00	
355021003	23074 N CANYON LAKE DR	\$192.00	
355021004	23086 N CANYON LAKE DR	\$192.00	
355021005	23096 N CANYON LAKE DR	\$192.00	
355021006	23110 N CANYON LAKE DR	\$192.00	
355021007	23120 N CANYON LAKE DR	\$192.00	
355021008	23130 N CANYON LAKE DR	\$192.00	
355021009	30061 LANDS END PL	\$192.00	

CITY OF CANYON LAKE
EMS FEE PRELIMINARY ROLL
FISCAL YEAR 2023-24

MAY 30, 2023

355021010	30041 LANDS END PL	\$0.00	Y
355021011	30021 LANDS END PL	\$192.00	
355021012	30020 LANDS END PL	\$192.00	
355021013	30040 LANDS END PL	\$192.00	
355021014	23160 N CANYON LAKE DR	\$192.00	
355021015	23170 CANYON LAKE DR NO	\$192.00	
355022001	23170 WILD RICE DR	\$192.00	
355022002	23160 WILD RICE DR	\$192.00	
355022003	30088 LANDS END PL	\$0.00	Y
355022004	23165 CANYON LAKE DR	\$192.00	
355023001	30311 COVE VIEW ST	\$192.00	
355023002	30325 COVE VIEW ST	\$192.00	
355023003	30337 COVE VIEW ST	\$192.00	
355023004	30353 COVE VIEW ST	\$192.00	
355023005	30367 COVE VIEW ST	\$0.00	Y
355023006	30200 CROSS HILL DR	\$192.00	
355023007	30188 CROSS HILL DR	\$0.00	Y
355023008	30178 CROSS HILL DR	\$192.00	
355023009	30164 CROSS HILL DR	\$192.00	
355023010	30150 CROSSHILL DR	\$0.00	Y
355023011	30136 CROSS HILL DR	\$192.00	
355023012	30122 CROSS HILL DR	\$0.00	Y
355023013	30108 CROSS HILL DR	\$192.00	
355023014	30094 CROSS HILL DR	\$192.00	
355023015	30080 CROSS HILL DR	\$0.00	Y
355023016	23101 CANYON LAKE DR	\$192.00	
355023017	23111 CANYON LAKE DR	\$192.00	
355023018	30081 LANDS END PL	\$192.00	
355023019	30093 LANDS END PL	\$192.00	
355023020	30107 LAND END PL	\$192.00	
355023021	30121 LANDS END PL	\$192.00	
355023022	30135 LANDS END PL	\$192.00	
355023023	30149 LANDS END PL	\$192.00	
355023024	30163 LANDS END PL	\$0.00	Y
355023025	30177 LANDS END PL	\$192.00	
355023026	30191 LANDS END PL	\$192.00	
355023027	30207 LANDS END PL	\$192.00	
355023028	30221 LANDS END PL	\$192.00	
355023029	30235 LANDS END PL	\$192.00	
355023030	30249 LANDS END PL	\$192.00	
355023031	30261 LANDS END PL	\$192.00	
355023032	30275 LANDS END PL	\$192.00	
355023033	30289 LANDS END PL	\$192.00	
355023034	30290 LANDS END PL	\$192.00	
355023037	30250 LANDS END	\$192.00	
355023038	30236 LANDS END PL	\$192.00	
355023039	30222 LANDS END PL	\$192.00	
355023040	30208 LANDS END PL	\$0.00	Y
355023041	30198 LANDS END	\$192.00	
355023042	30186 LANDS END PL	\$192.00	
355023043	30172 LANDS END PL	\$192.00	
355023044	23165 WILD RICE DR	\$0.00	Y
355023045	30264 LANDS END PL	\$192.00	
355031001	23190 N CANYON LAKE DR	\$192.00	

CITY OF CANYON LAKE
EMS FEE PRELIMINARY ROLL
FISCAL YEAR 2023-24

MAY 30, 2023

355031002	23200 N CANYON LAKE DR	\$192.00	
355031003	30041 RED SETTER PL	\$192.00	
355031004	30021 RED SETTER PL	\$0.00	Y
355031005	30020 RED SETTER PL	\$0.00	Y
355031006	30040 RED SETTER PL	\$0.00	Y
355031007	23220 CANYON LAKE DR	\$192.00	
355031008	23230 CANYON LAKE DR	\$192.00	
355031009	23240 N CANYON LAKE DR	\$192.00	
355031010	23250 CANYON LAKE DR	\$192.00	
355031011	23260 N CANYON LAKE DR	\$192.00	
355031012	23270 CANYON LAKE DR	\$192.00	
355031013	23280 N CANYON LAKE DR	\$0.00	Y
355031014	30041 RIM ROCK PL	\$192.00	
355031015	30021 RIM ROCK PL	\$192.00	
355031016	30020 RIM ROCK PL	\$192.00	
355031017	30040 RIM ROCK PL	\$192.00	
355031018	23304 N CANYON LAKE DR	\$192.00	
355031019	23320 N CANYON LAKE DR	\$192.00	
355031020	23332 N CANYON LAKE DR	\$192.00	
355031021	30061 GULFSTREAM DR	\$192.00	
355031022	30049 GULF STREAM DR	\$192.00	
355031023	30037 GULF STREAM	\$192.00	
355032001	30050 GULF STREAM DR	\$192.00	
355032002	30010 GULF STREAM DR	\$192.00	
355032003	29988 GULF STREAM DR	\$192.00	
355032004	29980 GULF STREAM DR	\$192.00	
355032005	23410 N CANYON LAKE DR	\$0.00	Y
355032006	23396 N CANYON LAKE DR	\$192.00	
355032007	23380 N CANYON LAKE DR	\$192.00	
355032008	23368 N CANYON LAKE DR	\$192.00	
355032009	23350 N CANYON LAKE DR	\$192.00	
355033001	23451 N CANYON LAKE DR	\$192.00	
355033002	30106 GULF STREAM DR	\$192.00	
355033003	30120 GULF STREAM DR	\$192.00	
355033004	30134 GULFSTREAM DR	\$192.00	
355033005	30158 GULF STREAM DR	\$192.00	
355033006	30184 GULF STREAM DR	\$192.00	
355033007	30198 GULF STREAM DR	\$192.00	
355033008	30175 YELLOW FEATHER DR	\$192.00	
355033009	30163 YELLOW FEATHER DR	\$192.00	
355033010	30151 YELLOW FEATHER DR	\$192.00	
355033011	30137 YELLOW FEATHER DR	\$192.00	
355033012	30123 YELLOW FEATHER DR	\$192.00	
355033013	30111 YELLOW FEATHER DR	\$0.00	Y
355033014	30097 YELLOW FEATHER DR	\$192.00	
355033015	30081 YELLOW FEATHER DR	\$192.00	
355034001	30091 GULFSTREAM DR	\$192.00	
355034002	30109 GULF STREAM DR	\$192.00	
355034003	30125 GULF STREAM DR	\$192.00	
355034004	30139 GULF STREAM DR	\$192.00	
355034005	30155 GULF STREAM DR	\$192.00	
355034006	30169 GULF STREAM DR	\$192.00	
355034007	30183 GULF STREAM DR	\$192.00	
355034008	30197 GULF STREAM DR	\$192.00	

CITY OF CANYON LAKE
 EMS FEE PRELIMINARY ROLL
 FISCAL YEAR 2023-24

MAY 30, 2023

355034009	30152 RIM ROCK PL	\$0.00	Y
355034010	30140 RIM ROCK RD	\$192.00	
355034011	30128 RIMROCK PL	\$192.00	
355034012	30116 RIMROCK PL	\$192.00	
355034013	30104 RIM ROCK PL	\$192.00	
355034014	30092 RIMROCK DR	\$192.00	
355034015	30080 RIM ROCK PL	\$192.00	
355035001	30130 CHANNEL WAY DR	\$192.00	
355035002	30144 CHANNEL WAY	\$192.00	
355035003	30147 RIM ROCK PL	\$192.00	
355035004	23245 WILD RICE DR	\$192.00	
355036001	23185 WILD RICE DR	\$192.00	
355036003	30131 CHANNEL WAY	\$192.00	
355036004	30145 CHANNEL WAY	\$192.00	
355036005	30159 CHANNEL WAY	\$192.00	
355037001	23191 N CANYON LAKE DR	\$0.00	Y
355037002	23201 N CANYON LAKE DR	\$192.00	
355037003	23211 N CANYON LAKE DR	\$192.00	
355037004	23221 N CANYON LAKE DR	\$192.00	
355037005	23231 N CANYON LAKE DR	\$192.00	
355037006	23243 N CANYON LAKE DR	\$192.00	
355037007	23257 N CANYON LAKE DR	\$192.00	
355037008	23271 N CANYON LAKE DR	\$192.00	
355037009	23281 N CANYON LAKE DR	\$0.00	Y
355037010	23282 WILD RICE DR	\$192.00	
355037011	23272 WILD RICE DR	\$0.00	Y
355037012	23258 WILD RICE DR	\$192.00	
355037013	23244 WILD RICE DR	\$192.00	
355037014	23230 WILD RICE DR	\$192.00	
355037015	23220 WILD RICE DR	\$192.00	
355037016	23210 WILD RICE DR	\$192.00	
355037017	23190 WILD RICE DR	\$192.00	
355037018	23180 WILDRICE DR	\$192.00	
355041001	23401 N CANYON LAKE DR	\$192.00	
355041002	30094 YELLOW FEATHER DR	\$192.00	
355041003	30106 YELLOW FEATHER DR	\$192.00	
355041004	23420 SILVER STRIKE DR	\$192.00	
355041005	23436 SILVER STRIKE DR	\$192.00	
355041006	23448 SILVER STRIKE DR	\$192.00	
355041007	23458 SILVER STRIKE	\$192.00	
355041008	23474 SILVER STRIKE DR	\$192.00	
355041009	23441 CANYON LAKE DR	\$192.00	
355041010	23431 CANYON LAKE DR	\$192.00	
355041011	23421 N CANYON LAKE DR	\$192.00	
355041012	23411 N CANYON LAKE DR	\$192.00	
355042001	30100 SPRAY DR	\$192.00	
355042002	30088 SPRAY DR	\$0.00	Y
355042003	30076 SPRAY DR	\$192.00	
355042004	30064 SPRAY DR	\$192.00	
355042005	30052 SPRAY DR	\$0.00	Y
355042006	30040 SPRAY DR	\$192.00	
355042007	30030 SPRAY DR	\$192.00	
355042008	23457 N CANYON LAKE DR	\$192.00	
355042009	23467 N CANYON LAKE DR	\$0.00	Y

CITY OF CANYON LAKE
 EMS FEE PRELIMINARY ROLL
 FISCAL YEAR 2023-24

MAY 30, 2023

355042010	23477 CANYON LAKE DR	\$192.00	
355042011	23487 N CANYON LAKE DR	\$192.00	
355042012	23497 N CANYON LAKE DR	\$0.00	Y
355042013	29933 CLEARWATER DR	\$192.00	
355042014	29947 HAPPY HUNTER DR	\$192.00	
355042015	29961 HAPPY HUNTER DR	\$192.00	
355042016	29975 HAPPY HUNTER DR	\$192.00	
355042017	29989 HAPPY HUNTER DR	\$192.00	
355042018	30001 HAPPY HUNTER DR	\$192.00	
355042019	30013 HAPPY HUNTER DR	\$192.00	
355042020	30025 HAPPY HUNTER DR	\$192.00	
355042021	30037 HAPPY HUNTER DR	\$192.00	
355042022	30057 HAPPY HUNTER DR	\$192.00	
355043001	29992 CLEAR WATER	\$192.00	
355043002	29976 CLEARWATER DR	\$192.00	
355043003	29962 CLEAR WATER DR	\$192.00	
355043004	29948 CLEARWATER DR	\$192.00	
355043005	29936 CLEAR WATER DR	\$192.00	
355044001	30058 HAPPY HUNTER DR	\$192.00	
355044002	30046 HAPPY HUNTER DR	\$192.00	
355044003	30034 HAPPY HUNTER DR	\$192.00	
355044004	30020 HAPPY HUNTER DR	\$192.00	
355044005	29974 HAPPY HUNTER DR	\$0.00	Y
355044006	29949 CLEAR WATER DR	\$0.00	Y
355044007	29963 CLEAR WATER DR	\$192.00	
355044008	29977 CLEAR WATER DR	\$0.00	Y
355044009	29993 CLEARWATER DR	\$192.00	
355044011	30021 CLEARWATER DR	\$192.00	
355045001	23437 SILVER STRIKE DR	\$192.00	
355045002	23447 SILVER STRIKE DR	\$192.00	
355045003	23457 SILVER STRIKE DR	\$192.00	
355045004	23467 SILVER STRIKE DR	\$192.00	
355045005	30065 SPRAY DR	\$192.00	
355051001	23507 CANYON LAKE DR	\$192.00	
355051002	23517 CANYON LAKE DR	\$192.00	
355051003	23527 CANYON LAKE DR	\$0.00	Y
355051004	23539 CANYON LAKE DR	\$192.00	
355052001	23565 CANYON LAKE DR	\$192.00	
355052002	23577 N CANYON LAKE DR	\$192.00	
355052003	23587 N CANYON LAKE DR	\$192.00	
355053002	30038 STEEL HEAD DR	\$192.00	
355053003	30020 STEEL HEAD DR	\$192.00	
355053004	30006 STEELHEAD DR	\$192.00	
355053005	29980 STEEL HEAD DR	\$192.00	
355053006	29966 STEELHEAD DR	\$192.00	
355053007	29952 STEEL HEAD DR	\$192.00	
355053008	29938 STEELHEAD DR	\$0.00	Y
355053010	29910 STEEL HEAD DR	\$192.00	
355053011	23705 CANYON LAKE DR N	\$0.00	Y
355053012	23715 FAIR WEATHER DR	\$192.00	
355053013	30005 SWAN POINT	\$192.00	
355053014	30015 SWAN POINT DR	\$192.00	
355053015	30027 SWAN POINT DR	\$192.00	
355053016	30039 SWAN POINT DR	\$192.00	

CITY OF CANYON LAKE
 EMS FEE PRELIMINARY ROLL
 FISCAL YEAR 2023-24

MAY 30, 2023

355053017	30051 SWAN POINT DR	\$192.00	
355053018	30063 SWAN POINT DR	\$192.00	
355053019	30083 SWAN POINT DR	\$192.00	
355053020	30097 SWAN POINT DR	\$192.00	
355054001	23730 FAIR WEATHER DR	\$192.00	
355054002	23706 FAIR WEATHER DR	\$192.00	
355055001	30112 SWAN POINT DR	\$192.00	
355055002	30096 SWAN POINT DR	\$192.00	
355055003	30080 SWAN POINT DR	\$192.00	
355055004	30056 SWAN POINT DR	\$0.00	Y
355055005	30052 SWAN POINT DR	\$192.00	
355055006	30038 SWAN POINT DR	\$192.00	
355055007	30012 SWAN POINT DR	\$192.00	
355061001	23781 CANYON LAKE DR	\$192.00	
355061002	23801 N CANYON LAKE DR	\$192.00	
355061003	23813 N CANYON LAKE DR	\$192.00	
355061004	23825 CANYON LAKE DR	\$192.00	
355061005	23837 CANYON LAKE DR	\$192.00	
355061006	23849 CANYON LAKE DR N	\$192.00	
355061007	23861 CANYON LAKE DR	\$192.00	
355061008	23873 N CANYON LAKE DR	\$192.00	
355061009	23885 CANYON LAKE DR	\$192.00	
355061010	23897 N CANYON LAKE DR	\$192.00	
355061011	23905 N CANYON LAKE DR	\$0.00	Y
355061013	23913 CANYON LAKE DR	\$192.00	
355061014	23917 CANYON LAKE DR	\$192.00	
355061015	23906 FAIR WEATHER DR	\$192.00	
355061016	23890 FAIRWEATHER DR	\$192.00	
355061017	23878 FAIRWEATHER DR	\$192.00	
355061018	23866 FAIR WEATHER DR	\$192.00	
355061020	23858 FAIR WEATHER DR	\$192.00	
355061021	23844 FAIR WEATHER DR	\$192.00	
355061022	23832 FAIRWEATHER DR	\$192.00	
355061023	23820 FAIR WEATHER DR	\$192.00	
355061024	23808 FAIR WEATHER DR	\$192.00	
355061025	23796 FAIR WEATHER DR	\$192.00	
355061026	23782 FAIR WEATHER DR	\$192.00	
355061027	23762 FAIR WEATHER DR	\$192.00	
355061028	23752 FAIR WEATHER DR	\$192.00	
355062001	23747 FAIR WEATHER DR	\$192.00	
355062002	30009 POINT MARINA DR	\$192.00	
355063001	30010 POINT MARINA DR	\$192.00	
355063002	23813 FAIR WEATHER DR	\$192.00	
355063004	23831 FAIR WEATHER DR	\$192.00	
355063005	23843 FAIRWEATHER DR	\$192.00	
355063006	23857 FAIR WEATHER DR	\$192.00	
355063008	23873 FAIRWEATHER DR	\$0.00	Y
355063009	30065 BOAT HAVEN DR	\$192.00	
355063010	30081 BOAT HAVEN DR	\$192.00	
355063011	30093 BOAT HAVEN DR	\$192.00	
355063012	30103 BOAT HAVEN DR	\$192.00	
355063013	30113 BOAT HAVEN DR	\$192.00	
355063014	30121 BOAT HAVEN DR	\$192.00	
355063015	30131 BOAT HAVEN DR	\$0.00	Y

CITY OF CANYON LAKE
 EMS FEE PRELIMINARY ROLL
 FISCAL YEAR 2023-24

MAY 30, 2023

355063016	30143 BOAT HAVEN DR	\$192.00	
355063017	30153 BOAT HAVEN DR	\$192.00	
355063018	30163 BOATHAVEN DR	\$192.00	
355063019	30173 BOAT HAVEN DR	\$192.00	
355063020	30187 BOAT HAVEN DR	\$192.00	
355063021	30188 BOAT HAVEN DR	\$192.00	
355063022	30174 BOAT HAVEN DR	\$0.00	Y
355063023	30160 BOAT HAVEN DR	\$192.00	
355063024	30146 BOAT HAVEN DR	\$192.00	
355063025	30132 BOAT HAVEN DR	\$192.00	
355063026	30122 BOATHAVEN DR	\$192.00	
355063027	30110 BOAT HAVEN DR	\$192.00	
355063028	30092 BOATHAVEN	\$192.00	
355063029	30078 BOAT HAVEN DR	\$192.00	
355063030	30064 BOAT HAVEN DR	\$0.00	Y
355063031	30050 BOAT HAVEN DR	\$192.00	
355071001	23921 N CANYON LAKE DR	\$192.00	
355071002	23927 N CANYON LAKE DR	\$192.00	
355071003	23935 N CANYON LAKE DR	\$192.00	
355071005	23955 N CANYON LAKE DR	\$192.00	
355071007	30051 SKIPPERS WAY DR	\$192.00	
355071008	23954 FAIR WEATHER DR	\$192.00	
355071009	23942 FAIR WEATHER DR	\$192.00	
355071010	23930 FAIR WEATHER DR	\$192.00	
355071011	23918 FAIR WEATHER DR	\$192.00	
355072001	23931 FAIR WEATHER DR	\$192.00	
355072002	23943 FAIRWEATHER DR	\$0.00	Y
355072003	23953 FAIR WEATHER	\$192.00	
355072004	30097 SKIPPERS WAY DR	\$192.00	
355072005	30111 SKIPPERS WAY DR	\$192.00	
355072006	30123 SKIPPERS WAY DR	\$192.00	
355072008	30147 SKIPPERS WAY DR	\$192.00	
355072009	30161 SKIPPERS WAY DR	\$192.00	
355072010	30183 SKIPPERS WAY DR	\$0.00	Y
355072011	30199 SKIPPERS WAY	\$192.00	
355072012	30217 SKIPPERS WAY DR	\$192.00	
355072013	30243 SKIPPERS WAY DR	\$192.00	
355072014	30267 SKIPPERS WAY	\$192.00	
355072015	30281 SKIPPERS WAY DR	\$192.00	
355072016	30297 SKIPPERS WAY DR	\$192.00	
355072017	30309 SKIPPERS WAY DR	\$192.00	
355072018	30321 SKIPPERS WAY DR	\$192.00	
355072019	30333 SKIPPERS WAY DR	\$192.00	
355072020	30345 SKIPPERS WAY	\$192.00	
355072021	30357 SKIPPERS WAY DR	\$192.00	
355072022	30369 SKIPPERS WAY DR	\$192.00	
355072023	30364 SKIPPERS WAY DR	\$192.00	
355072024	30352 SKIPPERS WAY DR	\$192.00	
355072025	30340 SKIPPERS WAY DR	\$192.00	
355072026	30328 SKIPPERS WAY DR	\$192.00	
355072027	30316 SKIPPERS WAY DR	\$192.00	
355072028	30304 SKIPPERS WAY DR	\$192.00	
355072029	30290 SKIPPERS WAY DR	\$192.00	
355072030	30278 SKIPPERS WAY DR	\$192.00	

CITY OF CANYON LAKE
 EMS FEE PRELIMINARY ROLL
 FISCAL YEAR 2023-24

MAY 30, 2023

355072031	30266 SKIPPERS WAY DR	\$0.00	Y
355072032	30254 SKIPPERS WAY DR	\$192.00	
355072033	30242 SKIPPERS WAY	\$192.00	
355072034	30220 SKIPPERS WAY DR	\$192.00	
355072035	30208 SKIPPERS WAY DR	\$0.00	Y
355072036	30196 SKIPPERS WAY DR	\$0.00	Y
355072037	30184 SKIPPERS WAY DR	\$192.00	
355072038	30172 SKIPPERS WAY	\$192.00	
355072039	30160 SKIPPERS WAY DR	\$192.00	
355072040	30148 SKIPPERS WAY	\$192.00	
355072041	30136 SKIPPERS WAY DR	\$192.00	
355072042	30110 SKIPPERS WAY DR	\$192.00	
355072043	30090 SKIPPERS WAY DR	\$192.00	
355072044	30080 SKIPPERS WAY DR	\$192.00	
355072045	30070 SKIPPER WAY	\$192.00	
355072046	30060 SKIPPERSWAY DR	\$192.00	
355072047	30050 SKIPPERS WAY DR	\$192.00	
355072048	30040 SKIPPERS WAY DR	\$192.00	
355072050	30071 WHITE WAKE DR	\$192.00	
355072051	30085 WHITE WAKE DR	\$192.00	
355072052	30099 WHITE WAKE DR	\$192.00	
355072053	30113 WHITE WAKE DR	\$192.00	
355072054	30127 WHITE WAKE DR	\$192.00	
355091001	30126 SWAN POINT DR	\$192.00	
355091002	30148 SWAN CANYON	\$192.00	
355091003	30154 SWAN POINT DR	\$192.00	
355091004	30180 SWAN POINT DR	\$192.00	
355091005	30230 SWAN POINT DR	\$192.00	
355091006	30193 POINT MARINA DR	\$192.00	
355091007	30181 POINT MARINA DR	\$192.00	
355091008	30169 POINT MARINA DR	\$192.00	
355091009	30155 POINT MARINA DR	\$192.00	
355091010	30141 POINT MARINA DR	\$192.00	
355091011	30127 POINT MARINA DR	\$192.00	
355091012	30113 POINT MARINA DR	\$192.00	
355091013	30095 POINT MARINA	\$192.00	
355091014	30077 POINT MARINA DR	\$192.00	
355091016	30043 POINT MARINA DR	\$192.00	
355091017	30021 POINT MARINA DR	\$192.00	
355092001	30028 POINT MARINA DR	\$192.00	
355092002	30042 POINT MARINA DR	\$192.00	
355092003	30056 POINT MARINA DR	\$0.00	Y
355092004	30070 POINT MARINA DR	\$192.00	
355092005	30084 POINT MARINA DR	\$192.00	
355092006	30098 POINT MARINA DR	\$192.00	
355092007	30112 POINT MARINA DR	\$192.00	
355092008	30126 POINT MARINA DR	\$192.00	
355092009	30140 POINT MARINA DR	\$192.00	
355092010	30154 POINT MARINA DR	\$192.00	
355092011	30168 POINT MARINA DR	\$192.00	
355092012	30182 POINT MARINA DR	\$192.00	
355092013	30208 POINT MARINA DR	\$192.00	
355092014	30218 POINT MARINA DR	\$192.00	
355092017	30248 POINT MARINA DR	\$192.00	

CITY OF CANYON LAKE
 EMS FEE PRELIMINARY ROLL
 FISCAL YEAR 2023-24

MAY 30, 2023

355092018	30260 POINT MARINA DR	\$192.00	
355092019	30274 POINT MARINA DR	\$192.00	
355092020	30288 POINT MARINA DR	\$192.00	
355092021	30300 POINT MARINA DR	\$192.00	
355092022	30312 POINT MARINA DR	\$192.00	
355092023	30324 POINT MARINA DR	\$192.00	
355092024	30336 POINT MARINA DR	\$192.00	
355092025	30348 POINT MARINA DR	\$0.00	Y
355092026	30360 POINT MARINA DR	\$192.00	
355092027	30374 POINT MARINA DR	\$192.00	
355092028	30384 POINT MARINA DR	\$0.00	Y
355092029	30394 POINT MARINA DR	\$192.00	
355092030	30406 POINT MARINA DR	\$192.00	
355092031	30418 POINT MARINA DR	\$192.00	
355092032	30430 POINT MARINA DR	\$192.00	
355092033	30419 POINT MARINA DR	\$192.00	
355092034	30407 POINT MARINA DR	\$192.00	
355092035	30397 PT MARINA DR	\$192.00	
355092036	30389 POINT MARINA	\$192.00	
355092037	30379 POINT MARINA DR	\$192.00	
355092038	30357 POINT MARINA DR	\$192.00	
355092039	30321 POINT MARINA DR	\$192.00	
355092040	30275 POINT MARINA DR	\$192.00	
355092041	30249 POINT MARINA DR	\$192.00	
355092042	30237 POINT MARINA	\$192.00	
355092043	30223 POINT MARINA	\$192.00	
355092044	30275 SWAN POINT DR	\$192.00	
355092045	30263 SWAN POINT DR	\$192.00	
355092046	30251 SWAN POINT DR	\$0.00	Y
355092047	30237 SWAN POINT DR	\$192.00	
355092048	30223 SWAN POINT DR	\$192.00	
355092049	30209 SWAN POINT DR	\$192.00	
355092050	30195 SWAN POINT	\$192.00	
355092051	30181 SWAN POINT DR	\$192.00	
355092052	30169 SWAN POINT DR	\$192.00	
355092053	30157 SWAN POINT DR	\$192.00	
355092055	30133 SWAN POINT DR	\$192.00	
355092056	30121 SWAN POINT DR	\$192.00	
355101001	30112 SPRAY DR	\$192.00	
355101002	30124 SPRAY DR	\$192.00	
355101003	30111 HAPPY HUNTER DR	\$192.00	
355101004	30097 HAPPY HUNTER DR	\$192.00	
355101005	30075 HAPPY HUNTER DR	\$192.00	
355102001	30070 HAPPY HUNTER DR	\$192.00	
355102002	30092 HAPPY HUNTER DR	\$0.00	Y
355102003	30104 HAPPY HUNTER DR	\$192.00	
355102004	30116 HAPPY HUNTER	\$0.00	Y
355102005	30128 HAPPY HUNTER DR	\$192.00	
355102006	30140 HAPPY HUNTER DR	\$192.00	
355102007	30152 HAPPY HUNTER DR	\$192.00	
355102008	30164 HAPPY HUNTER DR	\$0.00	Y
355102009	30178 HAPPY HUNTER DR	\$192.00	
355102010	30148 SPRAY DR	\$192.00	
355102011	30160 SPRAY DR	\$192.00	

CITY OF CANYON LAKE
 EMS FEE PRELIMINARY ROLL
 FISCAL YEAR 2023-24

MAY 30, 2023

355102012	30172 SPRAY DR	\$192.00	
355102013	30210 SPRAY DR	\$192.00	
355102014	30290 SPRAY DR	\$192.00	
355102015	30310 SPRAY DR	\$192.00	
355102016	30324 SPRAY DR	\$192.00	
355102017	30338 SPRAY DR	\$192.00	
355102018	30356 SPRAY DR	\$192.00	
355102019	30370 SPRAY DR	\$192.00	
355102020	30163 CLEAR WATER DR	\$192.00	
355102021	30149 CLEARWATER	\$192.00	
355102022	30137 CLEAR WATER DR	\$192.00	
355102023	30125 CLEARWATER DR	\$192.00	
355102024	30103 CLEARWATER DR	\$0.00	Y
355102025	30085 CLEARWATER DR	\$192.00	
355102026	30067 CLEARWATER DR	\$192.00	
355102028	30033 CLEARWATER DR	\$192.00	
355103001	30032 CLEAR WATER DR	\$192.00	
355103002	30022 CLEAR WATER DR	\$0.00	Y
355103004	30056 CLEARWATER DR	\$192.00	
355103005	30068 CLEAR WATER DR	\$192.00	
355103006	30080 CLEAR WATER DR	\$192.00	
355103007	30092 CLEARWATER DR	\$192.00	
355103008	30104 CLEARWATER DR	\$192.00	
355103009	30116 CLEAR WATER DR	\$0.00	Y
355103010	30128 CLEARWATER DR	\$192.00	
355103011	30140 CLEAR WATER DR	\$192.00	
355103012	30152 CLEARWATER DR	\$192.00	
355103013	30164 CLEARWATER DR	\$192.00	
355103014	30176 CLEAR WATER DR	\$192.00	
355103015	30188 CLEAR WATER DR	\$192.00	
355103016	30200 CLEARWATER DR	\$192.00	
355103017	30212 CLEARWATER DR	\$192.00	
355103018	30224 CLEARWATER DR	\$192.00	
355103019	30236 CLEAR WATER DR	\$192.00	
355103021	30260 CLEAR WATER DR	\$192.00	
355103022	30272 CLEAR WATER DR	\$192.00	
355103023	30284 CLEAR WATER DR	\$0.00	Y
355103024	30296 CLEAR WATER DR	\$192.00	
355103025	30308 CLEAR WATER DR	\$192.00	
355103026	30320 CLEAR WATER DR	\$192.00	
355103027	30332 CLEARWATER DR	\$0.00	Y
355103028	30344 CLEAR WATER DR	\$192.00	
355103029	30356 CLEAR WATER DR	\$0.00	Y
355103030	30368 CLEAR WATER DR	\$192.00	
355103031	30361 CLEAR WATER DR	\$192.00	
355103032	30347 CLEARWATER DR	\$192.00	
355103033	30333 CLEAR WATER DR	\$192.00	
355103034	30321 CLEAR WATER DR	\$192.00	
355103035	30311 CLEAR WATER DR	\$192.00	
355103036	30279 CLEARWATER DR	\$192.00	
355103037	30245 CLEARWATER DR	\$192.00	
355103038	30225 CLEARWATER DR	\$192.00	
355103039	30391 SPRAY DR	\$192.00	
355103040	30371 SPRAY DR	\$192.00	

CITY OF CANYON LAKE
EMS FEE PRELIMINARY ROLL
FISCAL YEAR 2023-24

MAY 30, 2023

355103041	30357 SPRAY DR	\$192.00	
355103042	30345 SPRAY DR	\$192.00	
355103043	30333 SPRAY DR	\$192.00	
355103044	30321 SPRAY DR	\$192.00	
355103045	30309 SPRAY DR	\$192.00	
355103046	30297 SPRAY DR	\$192.00	
355103047	30285 SPRAY DR	\$192.00	
355103048	30273 SPRAY DR	\$192.00	
355103049	30261 SPRAY DR	\$192.00	
355103050	30249 SPRAY DR	\$192.00	
355103051	30237 SPRAY DR	\$192.00	
355103052	30225 SPRAY DR	\$192.00	
355103053	30213 SPRAY DR	\$192.00	
355103054	30201 SPRAY DR	\$192.00	
355103055	30189 SPRAY DR	\$192.00	
355103056	30177 SPRAY DR	\$192.00	
355103057	30010 CLEARWATER DR	\$0.00	Y
355111001	23427 SILVER STRIKE DR	\$192.00	
355111003	23409 SILVER STRIKE DR	\$192.00	
355111006	30649 SEA HORSE CIR	\$192.00	
355111008	30285 SEAHORSE CIR	\$192.00	
355111010	30313 SEA HORSE CIR	\$192.00	
355111012	30341 SEA HORSE CIR	\$192.00	
355111013	30355 SEA HORSE CIR	\$192.00	
355111014	30367 SEA HORSE CIR	\$0.00	Y
355111015	30379 SEA HORSE CIR	\$0.00	Y
355111016	30395 SEA HORSE CIR	\$192.00	
355111017	30409 SEA HORSE CIR	\$192.00	
355111018	30423 SEA HORSE CIR	\$0.00	Y
355111019	30435 SEAHORSE CIR	\$192.00	
355111020	30449 SEA HORSE CIR	\$192.00	
355111021	30463 SEA HORSE CIR	\$192.00	
355111022	30475 SEA HORSE CIR	\$192.00	
355111023	30489 SEA HORSE CIR	\$192.00	
355111024	30503 SEA HORSE CIR	\$192.00	
355111025	30515 SEA HORSE CIR	\$192.00	
355111026	30527 SEA HORSE CIR	\$192.00	
355111027	30539 SEA HORSE CIR	\$192.00	
355111029	30567 SEA HORSE CIR	\$192.00	
355111030	30579 SEA HORSE CT	\$192.00	
355111031	30595 SEA HORSE CIR	\$192.00	
355111032	30609 SEAHORSE CIR	\$192.00	
355111033	30623 SEA HORSE CIR	\$192.00	
355111034	30635 SEA HORSE CIR	\$192.00	
355111035	30259 YELLOW FEATHER DR	\$192.00	
355111036	30299 SEAHORSE CIR	\$192.00	
355112001	30610 SEA HORSE CIR	\$0.00	Y
355112002	30650 SEA HORSE CIR	\$192.00	
355112003	30290 SEA HORSE CIR	\$192.00	
355112004	30320 SEA HORSE CIR	\$192.00	
355112005	30350 SEA HORSE CIR	\$192.00	
355112006	30390 SEA HORSE CIR	\$192.00	
355112007	30430 SEAHORSE CIR	\$192.00	
355112008	30470 SEA HORSE CIR	\$192.00	

CITY OF CANYON LAKE
 EMS FEE PRELIMINARY ROLL
 FISCAL YEAR 2023-24

MAY 30, 2023

355112009	30490 SEA HORSE CIR	\$192.00	
355112010	30530 SEA HORSE CIR	\$192.00	
355112011	30570 SEA HORSE CIR	\$0.00	Y
355113001	30220 YELLOW FEATHER DR	\$192.00	
355113002	30216 YELLOW FEATHER DR	\$192.00	
355113003	30210 YELLOW FEATHER DR	\$192.00	
355113004	30206 YELLOW FEATHER DR	\$192.00	
355113005	30196 YELLOW FEATHER DR	\$192.00	
355113006	30190 YELLOW FEATHER DR	\$192.00	
355113007	30186 YELLOW FEATHER DR	\$192.00	
355113008	30180 YELLOW FEATHER DR	\$192.00	
355113009	30160 YELLOW FEATHER DR	\$192.00	
355113010	30156 YELLOW FEATHER DR	\$192.00	
355113011	30150 YELLOW FEATHER DR	\$192.00	
355113012	30146 YELLOW FEATHER DR	\$0.00	Y
355113013	23407 SILVER STRIKE DR	\$192.00	
355113014	23403 SILVER STRIKE DR	\$192.00	
355121001	30164 RIM ROCK PL	\$192.00	
355121002	30176 RIM ROCK PL	\$192.00	
355121003	30188 RIM ROCK DR	\$192.00	
355121004	30200 RIM ROCK PL	\$192.00	
355121005	30212 RIM ROCK PL	\$192.00	
355121006	30228 RIM ROCK PL	\$192.00	
355121007	30255 GULF STREAM DR	\$192.00	
355121008	30227 GULF STREAM DR	\$192.00	
355121009	30213 GULF STREAM DR	\$192.00	
355122001	30158 CHANNEL WAY DR	\$192.00	
355122002	30172 CHANNEL WAY	\$192.00	
355122003	30186 CHANNEL WAY	\$192.00	
355122004	30200 CHANNELWAY DR	\$192.00	
355122005	30218 CHANNEL WAY DR	\$192.00	
355122006	30234 CHANNEL WAY DR	\$192.00	
355122007	30260 CHANNEL WAY DR	\$192.00	
355122008	30340 CHANNEL WAY DR	\$192.00	
355122009	30356 CHANNEL WAY DR	\$192.00	
355122010	30376 CHANNEL WAY DR	\$192.00	
355122011	30394 CHANNEL WAY DR	\$192.00	
355122012	30414 CHANNEL WAY DR	\$0.00	Y
355122013	30430 CHANNEL WAY DR	\$192.00	
355122014	30450 CHANNEL WAY	\$192.00	
355122015	30409 GULFSTREAM DR	\$192.00	
355122016	30383 GULF STREAM DR	\$192.00	
355122017	30367 GULF STREAM DR	\$192.00	
355122018	30353 GULF STREAM DR	\$0.00	Y
355122019	30223 RIM ROCK DR	\$0.00	Y
355122020	23281 SAGE PL	\$192.00	
355122021	23267 SAGE PL	\$192.00	
355122022	23253 SAGE PL	\$192.00	
355122023	23241 SAGE PL	\$192.00	
355122024	23254 SAGE PL	\$192.00	
355122025	23268 SAGE PL	\$192.00	
355122026	30189 RIM ROCK PL	\$192.00	
355122027	30177 RIM ROCK PL	\$192.00	
355122028	30167 RIM ROCK PL	\$192.00	

CITY OF CANYON LAKE
 EMS FEE PRELIMINARY ROLL
 FISCAL YEAR 2023-24

MAY 30, 2023

355122029	30159 RIM ROCK PL	\$0.00	Y
355123001	30173 CHANNEL WAY DR	\$0.00	Y
355123002	30189 CHANNEL WAY	\$192.00	
355123003	30205 CHANNEL WAY DR	\$192.00	
355123004	30221 CHANNEL WAY DR	\$192.00	
355123005	30235 CHANNEL WAY DR	\$192.00	
355123006	30251 CHANNEL WAY	\$192.00	
355123007	30265 CHANNEL WAY DR	\$192.00	
355123008	30279 CHANNEL WAY DR	\$192.00	
355123009	30295 CHANNEL WAY DR	\$192.00	
355123010	30311 CHANNEL WAY DR	\$192.00	
355123011	30325 CHANNEL WAY DR	\$192.00	
355123012	30339 CHANNEL WAY DR	\$192.00	
355123013	30355 CHANNEL WAY DR	\$192.00	
355123014	30371 CHANNEL WAY DR	\$192.00	
355123015	30385 CHANNEL WAY DR	\$192.00	
355123016	30399 CHANNEL WAY	\$192.00	
355123017	30413 CHANNEL WAY DR	\$192.00	
355123018	30427 CHANNEL WAY DR	\$192.00	
355123020	30443 CHANNEL WAY DR	\$192.00	
355123021	30457 CHANNEL WAY	\$0.00	Y
355123022	30471 CHANNEL WAY	\$192.00	
355123025	30422 GULF STREAM DR	\$192.00	
355123026	30408 GULF STREAM DR	\$192.00	
355123027	30394 GULF STREAM DR	\$192.00	
355123028	30380 GULF STREAM DR	\$192.00	
355123029	30366 GULF STREAM DR	\$192.00	
355123030	30352 GULF STREAM DR	\$0.00	Y
355123031	30338 GULF STREAM DR	\$192.00	
355123032	30324 GULF STREAM DR	\$192.00	
355123033	30310 GULF STREAM DR	\$192.00	
355123034	30296 GULFSTREAM DR	\$192.00	
355123035	30282 GULF STREAM DR	\$0.00	Y
355123036	30268 GULF STREAM DR	\$192.00	
355123037	30254 GULF STREAM DR	\$192.00	
355123038	30240 GULF STREAM DR	\$192.00	
355123039	30226 GULF STREAM DR	\$192.00	
355123040	30212 GULFSTREAM DR	\$192.00	
355123041	30189 YELLOW FEATHER DR	\$192.00	
355123042	30201 YELLOW FEATHER DR	\$192.00	
355123043	30222 YELLOW FEATHER DR	\$0.00	Y
355123044	30235 YELLOW FEATHER DR	\$192.00	
355123045	30247 YELLOW FEATHER DR	\$192.00	
355123046	30450 GULF STREAM DR	\$192.00	
355123047	30436 GULF STREAM DR	\$192.00	
355131001	22900 GRAY FOX DR	\$0.00	Y
355131002	22926 GRAY FOX DR	\$192.00	
355131003	22940 GRAY FOX DR	\$192.00	
355131004	22956 GRAY FOX DR	\$192.00	
355131005	22970 GRAY FOX DR	\$192.00	
355131006	22986 GRAY FOX DR	\$192.00	
355131007	23000 GRAY FOX DR	\$192.00	
355131008	23016 GRAY FOX DR	\$192.00	
355131009	23030 GRAY FOX DR	\$192.00	

CITY OF CANYON LAKE
 EMS FEE PRELIMINARY ROLL
 FISCAL YEAR 2023-24

MAY 30, 2023

355131010	23046 GRAY FOX DR	\$192.00	
355131012	23076 GRAY FOX DR	\$192.00	
355131013	23090 GRAY FOX DR	\$192.00	
355131014	23106 GRAY FOX DR	\$192.00	
355131015	23120 GRAY FOX DR	\$192.00	
355131016	23136 GRAY FOX DR	\$192.00	
355131017	23150 GRAY FOX DR	\$192.00	
355131018	23166 GRAY FOX DR	\$192.00	
355131019	23180 GRAY FOX DR	\$192.00	
355132001	23173 GRAY FOX DR	\$192.00	
355132003	23137 GRAYFOX DR	\$0.00	Y
355132004	23117 GRAY FOX DR	\$192.00	
355132005	23103 GRAY FOX DR	\$192.00	
355132006	23085 GRAY FOX DR	\$192.00	
355132007	23071 GRAY FOX DR	\$192.00	
355132008	23057 GRAY FOX DR	\$192.00	
355132009	23043 GRAY FOX DR	\$192.00	
355132010	23029 GRAY FOX DR	\$0.00	Y
355132011	23011 GRAY FOX DR	\$192.00	
355132012	22993 GRAY FOX DR	\$192.00	
355132013	22977 GRAY FOX DR	\$192.00	
355132014	22963 GRAY FOX DR	\$192.00	
355132015	22947 GRAY FOX DR	\$192.00	
355132016	22931 GRAY FOX DR	\$192.00	
355132017	22917 GRAY FOX DR	\$192.00	
355132018	23036 BLUE BIRD DR	\$192.00	
355132019	23050 BLUE BIRD DR	\$192.00	
355132020	23066 BLUE BIRD DR	\$192.00	
355132021	23080 BLUE BIRD DR	\$192.00	
355132022	23096 BLUE BIRD DR	\$0.00	Y
355132023	23110 BLUE BIRD DR	\$0.00	Y
355132024	23126 PRETTY DOE DR	\$192.00	
355132025	23140 PRETTY DOE DR	\$192.00	
355132026	23156 PRETTY DOE DR	\$192.00	
355132027	23170 PRETTY DOE DR	\$192.00	
355132028	23186 PRETTY DOE DR	\$192.00	
355132029	23200 PRETTY DOE DR	\$192.00	
355132030	23216 PRETTY DOE DR	\$192.00	
355132031	23230 PRETTY DOE DR	\$192.00	
355132032	23246 PRETTY DOE DR	\$192.00	
355132033	23260 PRETTY DOE DR	\$192.00	
355133001	23261 PRETTY DOE DR	\$192.00	
355133002	23241 PRETTY DOE DR	\$192.00	
355134001	23201 PRETTY DOE DR	\$192.00	
355134002	23181 PRETTY DOE DR	\$192.00	
355134003	23171 PRETTY DOE DR	\$192.00	
355141001	23028 PHEASANT DR	\$192.00	
355141002	23040 PHEASANT DR	\$192.00	
355141003	23052 PHEASANT DR	\$192.00	
355141004	23064 PHEASANT DR	\$192.00	
355141005	23078 PHEASANT DR	\$192.00	
355141006	23006 CANYON LAKE DR	\$192.00	
355141007	23020 CANYON LAKE DR	\$192.00	
355141008	23038 S CANYON LAKE DR	\$192.00	

CITY OF CANYON LAKE
 EMS FEE PRELIMINARY ROLL
 FISCAL YEAR 2023-24

MAY 30, 2023

355141009	23211 BLUEBIRD DR	\$192.00	
355141010	23185 BLUE BIRD DR	\$192.00	
355141011	23157 BLUE BIRD DR	\$192.00	
355141012	23131 BLUE BIRD DR	\$192.00	
355141013	23113 BLUE BIRD DR	\$0.00	Y
355141014	23097 BLUE BIRD DR	\$192.00	
355142001	23138 BLUEBIRD DR	\$192.00	
355142002	23141 PRETTY DOE	\$192.00	
355142003	23154 BLUEBIRD DR	\$192.00	
355142004	23168 BLUE BIRD DR	\$192.00	
355142005	23182 BLUEBIRD DR	\$192.00	
355142006	23196 BLUE BIRD DR	\$0.00	Y
355142008	23084 CANYON LAKE DR	\$192.00	
355142009	23102 S CANYON LAKE DR	\$192.00	
355142010	23116 CANYON LAKE DR	\$192.00	
355142011	23136 S CANYON LAKE DR	\$192.00	
355142013	23170 S CANYON LAKE DR	\$192.00	
355142014	23184 CANYON LAKE DR	\$192.00	
355142015	23196 S CANYON LAKE DR	\$192.00	
355142016	23110 CONTINENTAL DR	\$192.00	
355142017	23122 CONTINENTAL DR	\$192.00	
355142018	23134 CONTINENTAL DR	\$192.00	
355142019	23146 CONTINENTAL DR	\$192.00	
355142020	30611 MEADOWLARK DR	\$192.00	
355142021	30597 MEADOW LARK DR	\$192.00	
355142022	30581 MEADOW LARK DR	\$192.00	
355142023	30563 MEADOW LARK DR	\$192.00	
355142024	30549 MEADOWLARK DR	\$192.00	
355142025	30539 MEADOW LARK DR	\$192.00	
355142026	30529 MEADOW LARK DR	\$192.00	
355142027	30519 MEADOWLARK DR	\$192.00	
355142028	30509 MEADOW LARK DR	\$192.00	
355142029	30499 MEADOW LARK DR	\$192.00	
355142030	30489 MEADOW LARK DR	\$192.00	
355142031	30479 MEADOW LARK DR	\$192.00	
355142032	30469 MEADOWLARK DR	\$192.00	
355142033	30457 MEADOWLARK DR	\$192.00	
355142035	23230 BLUE BIRD DR	\$192.00	
355142037	23240 BLUE BIRD DR	\$192.00	
355143001	30464 MEADOWLARK DR	\$192.00	
355143002	30480 MEADOW LARK DR	\$192.00	
355143003	30510 MEADOWLARK DR	\$192.00	
355143004	30516 MEADOWLARK DR	\$192.00	
355143005	30542 MEADOWLARK DR	\$192.00	
355143006	30558 MEADOW LARK DR	\$192.00	
355143007	30641 SPARROW HAWK DR	\$192.00	
355143008	30629 SPARROW HAWK DR	\$192.00	
355143009	30611 SPARROW HAWK DR	\$192.00	
355143010	30595 SPARROW HAWK DR	\$192.00	
355143011	30526 BIG BUCK DR	\$192.00	
355143012	30540 BIG BUCK CT	\$192.00	
355143013	30527 BIG BUCK DR	\$192.00	
355144001	30598 SPARROW HAWK DR	\$192.00	
355144002	30612 SPARROW HAWK DR	\$192.00	

CITY OF CANYON LAKE
 EMS FEE PRELIMINARY ROLL
 FISCAL YEAR 2023-24

MAY 30, 2023

355144003	30628 SPARROW HAWK DR	\$192.00	
355144005	23168 CONTINENTAL DR	\$192.00	
355144006	23180 CONTINENTAL DR	\$192.00	
355144007	23192 CONTINENTAL DR	\$192.00	
355144008	23204 CONTINENTAL DR	\$192.00	
355145001	23223 S CANYON LAKE DR	\$192.00	
355145002	23201 CANYON LAKE DR	\$192.00	
355145003	23185 S CANYON LAKE DR	\$192.00	
355145004	23169 S CANYON LAKE DR	\$192.00	
355145005	23155 S CANYON LAKE DR	\$192.00	
355145006	23137 S CANYON LAKE DR	\$192.00	
355146001	23113 S CANYON LAKE DR	\$0.00	Y
355146002	23101 CANYON LAKE DR	\$192.00	
355146003	23087 S CANYON LAKE DR	\$192.00	
355146004	23057 S CANYON LAKE DR	\$192.00	
355147001	23039 S CANYON LAKE DR	\$192.00	
355147002	23001 S CANYON LAKE DR	\$192.00	
355147003	22985 S CANYON LAKE DR	\$192.00	
355151001	23196 GRAY FOX DR	\$192.00	
355151002	23210 GRAY FOX DR	\$192.00	
355151003	23226 GRAY FOX DR	\$192.00	
355151004	23240 GRAY FOX DR	\$192.00	
355151006	23256 GRAY FOX DR	\$192.00	
355152001	23187 GRAY FOX DR	\$192.00	
355152002	23209 GRAY FOX DR	\$192.00	
355152004	23233 GRAY FOX DR	\$192.00	
355152005	23245 GRAY FOX DR	\$192.00	
355152006	23265 GRAY FOX DR	\$192.00	
355152007	23291 GRAY FOX DR	\$0.00	Y
355152008	30517 SPARROW HAWK DR	\$192.00	
355152009	23350 PRETTY DOE DR	\$192.00	
355152012	23306 PRETTY DOE DR	\$192.00	
355152013	23290 PRETTY DOE DR	\$192.00	
355152014	23276 PRETTY DOE DR	\$192.00	
355152015	23320 PRETTY DOE DR	\$192.00	
355152016	23336 PRETTY DOE DR	\$192.00	
355153001	23281 PRETTY DOE DR	\$192.00	
355154002	23321 PRETTY DOE DR	\$192.00	
355154003	23351 PRETTY DOE DR	\$192.00	
355155001	30584 SPARROW HAWK DR	\$0.00	Y
355155002	30572 SPARROW HAWK DR	\$192.00	
355155003	30560 SPARROW HAWK DR	\$192.00	
355155004	30548 SPARROW HAWK DR	\$192.00	
355155005	30536 SPARROW HAWK DR	\$192.00	
355155006	30524 SPARROW HAWK DR	\$192.00	
355155007	23331 GRAY FOX DR	\$192.00	
355155008	23361 GRAY FOX DR	\$192.00	
355155009	23377 GRAY FOX DR	\$192.00	
355155010	23391 GRAY FOX DR	\$192.00	
355155011	23278 CONTINENTAL DR	\$192.00	
355155012	23264 CONTINENTAL DR	\$192.00	
355155013	23252 CONTINENTAL DR	\$192.00	
355155014	23240 CONTINENTAL DR	\$192.00	
355155015	23228 CONTINENTAL DR	\$192.00	

CITY OF CANYON LAKE
 EMS FEE PRELIMINARY ROLL
 FISCAL YEAR 2023-24

MAY 30, 2023

355155016	23216 CONTINENTAL DR	\$192.00	
355161004	30490 GOLDEN GATE DR	\$192.00	
355161005	30478 GOLDEN GATE DR	\$192.00	
355161006	30466 GOLDEN GATE DR	\$192.00	
355161007	30454 GOLDEN GATE DR	\$192.00	
355161008	30442 GOLDEN GATE DR	\$192.00	
355161009	30430 GOLDEN GATE DR	\$192.00	
355161010	30418 GOLDEN GATE	\$192.00	
355161011	30406 GOLDEN GATE DR	\$192.00	
355161012	30405 GOLDEN GATE DR	\$192.00	
355161013	30417 GOLDEN GATE	\$192.00	
355161014	30429 GOLDEN GATE DR	\$192.00	
355161015	30441 GOLDEN GATE DR	\$192.00	
355161016	30453 GOLDEN GATE DR	\$192.00	
355161017	30465 GOLDEN GATE DR	\$192.00	
355161018	30477 GOLDEN GATE DR	\$192.00	
355161019	30491 GOLDEN GATE	\$192.00	
355161020	23312 CONTINENTAL DR	\$192.00	
355161021	23376 GRAY FOX DR	\$192.00	
355161022	23360 GRAY FOX DR	\$192.00	
355161023	23346 GRAY FOX DR	\$192.00	
355161024	23330 GRAY FOX DR	\$192.00	
355161025	23316 GRAY FOX DR	\$192.00	
355161026	23300 GRAY FOX DR	\$192.00	
355161027	23286 GRAY FOX DR	\$192.00	
355162001	30520 GOLDEN GATE DR	\$192.00	
355162002	23355 CONTINENTAL DR	\$192.00	
355162003	23365 CONTINENTAL DR	\$192.00	
355162005	23389 CONTINENTAL DR	\$0.00	Y
355162006	23403 CONTINENTAL DR	\$192.00	
355162007	23417 CONTINENTAL DR	\$192.00	
355162008	23431 CONTINENTAL DR	\$192.00	
355162009	23447 CONTINENTAL DR	\$0.00	Y
355162010	23461 CONTIENTAL DR	\$192.00	
355162011	23475 CONTINENTAL DR	\$192.00	
355162013	23503 CONTINENTAL DR	\$192.00	
355162014	23515 CONTINENTAL DR	\$192.00	
355171002	23562 CONTINENTAL DR	\$192.00	
355171003	23572 CONTINENTAL DR	\$192.00	
355171004	30349 CINNAMON TEAL	\$192.00	
355171005	30333 CINNAMON TEAL DR	\$192.00	
355171006	30317 CINNAMON TEAL DR	\$192.00	
355171007	30300 CINNAMON TEAL DR	\$192.00	
355171008	30318 CINNAMON TEAL DR	\$192.00	
355171009	30334 CINNAMON TEAL DR	\$192.00	
355171010	23604 CONTINENTAL DR	\$192.00	
355171011	23610 CONTINENTAL DR	\$192.00	
355171012	23620 CONTINENTAL DR	\$192.00	
355171013	23630 CONTINENTAL DR	\$192.00	
355171014	23640 CONTINENTAL DR	\$192.00	
355171015	23650 CONTINENTAL DR	\$192.00	
355171016	23660 CONTINENTAL DR	\$192.00	
355171017	30333 EMPEROR DR	\$192.00	
355171018	30317 EMPEROR DR	\$192.00	

CITY OF CANYON LAKE
EMS FEE PRELIMINARY ROLL
FISCAL YEAR 2023-24

MAY 30, 2023

355171019	30300 EMPEROR DR	\$192.00	
355171020	30318 EMPEROR DR	\$192.00	
355171021	30334 EMPEROR DR	\$192.00	
355171022	30348 EMPEROR DR	\$0.00	Y
355171023	23670 CONTINENTAL DR	\$192.00	
355171024	23698 CONTINENTAL DR	\$192.00	
355171025	23712 CONTINENTAL DR	\$0.00	Y
355171026	23722 CONTINENTAL DR	\$192.00	
355171027	23732 CONTINENTAL DR	\$192.00	
355171028	23742 CONTINENTAL DR	\$192.00	
355171029	23752 CONTINENTAL DR	\$192.00	
355172001	23563 CRUISE CIRCLE DR	\$192.00	
355172002	23577 CRUISE CIRCLE DR	\$192.00	
355172003	23731 CONTINENTAL DR	\$192.00	
355172004	23713 CONTINENTAL DR	\$192.00	
355172005	23591 CRUISE CIRCLE DR	\$192.00	
355172006	23605 CRUISE CIRCLE DR	\$0.00	Y
355172007	23619 CRUISE CIRCLE DR	\$192.00	
355172008	23633 CRUISE CIRCLE DR	\$192.00	
355172009	30448 EMPEROR DR	\$192.00	
355172010	30434 EMPEROR DR	\$192.00	
355172011	30420 EMPEROR DR	\$192.00	
355172012	30406 EMPEROR DR	\$192.00	
355172013	30388 EMPEROR	\$192.00	
355172014	30374 EMPEROR DR	\$192.00	
355172015	23675 CONTINENTAL DR	\$192.00	
355173001	30361 EMPEROR DR	\$192.00	
355173002	23643 CONTINENTAL DR	\$192.00	
355173003	30375 EMPEROR DR	\$192.00	
355173004	30391 EMPEROR DR	\$192.00	
355173005	30407 EMPEROR DR	\$192.00	
355173006	30421 EMPEROR DR	\$192.00	
355173007	30437 EMPEROR DR	\$192.00	
355173008	30451 EMPEROR DR	\$0.00	Y
355173009	30460 CINNAMON TEAL DR	\$192.00	
355173010	30446 CINNAMON TEAL DR	\$192.00	
355173011	30430 CINNAMON TEAL DR	\$192.00	
355173012	30416 CINNAMON TEAL DR	\$192.00	
355173013	30400 CINNAMON TEAL DR	\$192.00	
355173014	30386 CINNAMON TEAL DR	\$192.00	
355173015	23631 CONTINENTAL DR	\$192.00	
355173016	23619 CONTINENTAL DR	\$0.00	Y
355173017	30370 CINNAMON TEAL DR	\$192.00	
355174001	30431 CINNAMON TEAL	\$192.00	
355174002	31537 EMPEROR DR	\$192.00	
355174003	31523 EMPEROR DR	\$192.00	
355174004	31505 EMPEROR DR	\$192.00	
355174005	31485 EMPEROR DR	\$192.00	
355174006	31465 EMPEROR DR	\$192.00	
355174007	31447 EMPEROR DR	\$192.00	
355175001	23587 CONTINENTAL DR	\$192.00	
355175002	23575 CONTINENTAL DR	\$192.00	
355175003	23563 CONTINENTAL DR	\$192.00	
355175004	23551 CONTINENTAL DR	\$192.00	

CITY OF CANYON LAKE
 EMS FEE PRELIMINARY ROLL
 FISCAL YEAR 2023-24

MAY 30, 2023

355175005	23539 CONTINENTAL DR	\$192.00	
355175006	23527 CONTINENTAL DR	\$192.00	
355175007	23520 MARBLEHEAD CT	\$192.00	
355175008	23500 MARBLEHEAD CIR	\$192.00	
355175009	23521 MARBLEHEAD CIR	\$192.00	
355175010	23541 MARBLE HEAD CIR	\$192.00	
355175011	23540 MARBLE HEAD CIR	\$192.00	
355175012	31486 EMPEROR DR	\$192.00	
355175013	31502 EMPEROR DR	\$192.00	
355175014	31518 EMPEROR DR	\$192.00	
355175015	31534 EMPEROR DR	\$192.00	
355175016	30387 CINNAMON TEAL DR	\$192.00	
355181001	23762 CONTINENTAL DR	\$0.00	Y
355181002	23772 CONTINENTAL DR	\$192.00	
355181003	23782 CONTINENTAL DR	\$192.00	
355181004	23792 CONTINENTAL DR	\$192.00	
355181005	23802 CONTINENTAL DR	\$192.00	
355181006	30317 WHITE COVE CT	\$192.00	
355181007	30301 WHITE COVE CT	\$192.00	
355181008	30300 WHITE COVE CT	\$192.00	
355181009	30316 WHITE COVE CT	\$192.00	
355181010	23812 CONTINENTAL DR	\$192.00	
355181013	23842 CONTINENTAL DR	\$0.00	Y
355181014	23854 CONTINENTAL DR	\$192.00	
355181015	23864 CONTINENTAL DR	\$192.00	
355182001	23876 CRUISE CIRCLE DR	\$192.00	
355182002	30451 BEAR RIVER DR	\$192.00	
355182003	30437 BEAR RIVER DR	\$192.00	
355182004	30421 BEAR RIVER DR	\$192.00	
355182005	30407 BEAR RIVER DR	\$192.00	
355182006	30393 BEAR RIVER DR	\$192.00	
355182007	30379 BEAR RIVER RD	\$192.00	
355182008	30365 BEAR RIVER RD	\$192.00	
355182009	30351 BEAR RIVER DR	\$192.00	
355182010	30350 WHITE COVE CT	\$192.00	
355182011	30366 WHITE COVE CT	\$192.00	
355182012	30382 WHITE COVE CT	\$192.00	
355182013	30404 WHITE COVE CT	\$192.00	
355182014	30420 WHITE COVE CT	\$0.00	Y
355182015	30436 WHITE COVE CT	\$192.00	
355182016	30450 WHITE COVE CT	\$192.00	
355182017	30464 WHITE COVE CT	\$192.00	
355182018	30480 WHITE COVE CT	\$192.00	
355182019	23858 CRUISE CIRCLE DR	\$192.00	
355183001	23804 CRUISE CIRCLE DR	\$192.00	
355183002	23790 CRUISE CIRCLE DR	\$192.00	
355183003	23740 CRUISE CIR	\$192.00	
355183004	23702 CRUISE CIRCLE DR	\$192.00	
355183005	23688 CRUISE CIRCLE DR	\$192.00	
355183006	23674 CRUISE CIRCLE DR	\$192.00	
355183007	23660 CRUISE CIR	\$192.00	
355183008	23636 CRUISE CIRCLE DR	\$192.00	
355183009	23618 CRUISE CIR	\$192.00	
355183010	23604 CRUISE CIRCLE DR	\$192.00	

CITY OF CANYON LAKE
 EMS FEE PRELIMINARY ROLL
 FISCAL YEAR 2023-24

MAY 30, 2023

355183011	23590 CRUISE CIRCLE DR	\$192.00	
355183012	23576 CRUISE CIRCLE DR	\$192.00	
355183013	23562 CRUISE CIRCLE DR	\$192.00	
355183014	23795 CONTINENTAL DR	\$192.00	
355183015	30365 WHITE COVE CT	\$192.00	
355183016	30379 WHITE COVE CT	\$192.00	
355183017	30393 WHITE COVE CT	\$192.00	
355183018	30407 WHITE COVE CT	\$192.00	
355183019	30421 WHITE COVE CT	\$192.00	
355183020	30435 WHITE COVE CT	\$192.00	
355183021	30449 WHITE COVE CT	\$192.00	
355183022	30463 WHITE COVE CT	\$192.00	
355183023	30477 WHITE COVE CT	\$192.00	
355184001	23789 CRUISE CIRCLE DR	\$192.00	
355184002	23803 CRUISE CIRCLE DR	\$192.00	
355184003	23817 CRUISE CIRCLE DR	\$192.00	
355184004	23831 CRUISE CIRCLE DR	\$0.00	Y
355184006	23861 CRUISE CIR	\$192.00	
355184007	23875 CRUISE CIRCLE DR	\$192.00	
355191001	23874 CONTINENTAL DR	\$192.00	
355191002	23884 CONTINENTAL DR	\$192.00	
355191003	23894 CONTINENTAL DR	\$192.00	
355191004	30337 BIG RIVER DR	\$192.00	
355191005	30319 BIG RIVER DR	\$192.00	
355191006	30301 BIG RIVER	\$192.00	
355191007	30300 BIG RIVER DR	\$192.00	
355191008	30318 BIG RIVER DR	\$192.00	
355191009	30336 BIG RIVER DR	\$192.00	
355191010	23926 CONTINENTAL DR	\$192.00	
355191011	23940 CONTINENTAL DR	\$192.00	
355191012	23956 CONTINENTAL DR	\$192.00	
355191013	23970 CONTINENTAL DR	\$192.00	
355192001	30468 BEAR RIVER DR	\$192.00	
355192002	30450 BEAR RIVER DR	\$192.00	
355192003	30436 BEAR RIVER DR	\$192.00	
355192004	30420 BEAR RIVER RD	\$192.00	
355192005	30406 BEAR RIVER DR	\$192.00	
355192006	30386 BEAR RIVER DR	\$192.00	
355192007	30368 BEAR RIVER DR	\$192.00	
355192008	30352 BEAR RIVER DR	\$0.00	Y
355192009	23895 CONTINENTAL DR	\$192.00	
355192010	30367 BIG RIVER DR	\$192.00	
355192011	30381 BIG RIVER DR	\$0.00	Y
355192012	30397 BIG RIVER DR	\$192.00	
355192013	30411 BIG RIVER DR	\$192.00	
355192014	30427 BIG RIVER DR	\$192.00	
355192015	30441 BIG RIVER DR	\$192.00	
355192016	30455 BIG RIVER DR	\$192.00	
355193001	23955 CONTINENTAL DR	\$192.00	
355193002	23935 CONTINENTAL DR	\$192.00	
355193003	23919 CONTINENTAL DR	\$192.00	
355193004	30384 BIG RIVER RD	\$192.00	
355193005	30398 BIG RIVER DR	\$192.00	
355193006	30412 BIG RIVER DR	\$192.00	

CITY OF CANYON LAKE
 EMS FEE PRELIMINARY ROLL
 FISCAL YEAR 2023-24

MAY 30, 2023

355193007	30428 BIG RIVER DR	\$192.00	
355193008	30440 BIG RIVER DR	\$192.00	
355193009	30456 BIG RIVER DR	\$192.00	
355194001	23961 CRUISE CIRCLE DR	\$192.00	
355194002	23945 CRUISE CIRCLE DR	\$192.00	
355194003	23931 CRUISE CIRCLE DR	\$192.00	
355194004	23917 CRUISE CIRCLE DR	\$192.00	
355194005	23903 CRUISE CIRCLE DR	\$192.00	
355194006	23889 CRUISE CIR	\$192.00	
355201001	30397 SOUTH FORK DR	\$192.00	
355201002	30385 SOUTH FORK DR	\$192.00	
355201003	30367 SOUTH FORK DR	\$192.00	
355201004	30350 SOUTH FORK DR	\$192.00	
355201005	30368 SOUTH FORK DR	\$192.00	
355201006	30384 SOUTH FORK DR	\$192.00	
355201007	30398 SOUTH FORK DR	\$192.00	
355201008	24020 CONTINENTAL DR	\$192.00	
355202001	30477 SOUTH FORK DR	\$192.00	
355202002	30461 SOUTH FORK DR	\$192.00	
355202003	30445 SOUTH FORK DR	\$192.00	
355202004	30431 SOUTH FORK DR	\$192.00	
355202005	30417 SOUTH FORK DR	\$192.00	
355202006	23987 CONTINENTAL DR	\$192.00	
355203001	24037 CONTINENTAL DR	\$192.00	
355203002	24001 CONTINENTAL DR	\$192.00	
355203003	30430 SOUTH FORK DR	\$192.00	
355203004	30446 SOUTH FORK DR	\$192.00	
355203005	30460 SOUTH FORK DR	\$192.00	
355203006	30478 SOUTH FORK DR	\$192.00	
355203007	24030 CRUISE CIRCLE DR	\$192.00	
355204001	24037 CRUISE CIRCLE DR	\$0.00	Y
355204002	24027 CRUISE CIRCLE DR	\$192.00	
355204003	24017 CRUISE CIR	\$192.00	
355204004	24005 CRUISE CIRCLE DR	\$192.00	
355204005	23991 CRUISE CIRCLE DR	\$0.00	Y
355204006	23977 CRUISE CIRCLE DR	\$192.00	
355211001	30772 EMPEROR DR	\$192.00	
355211002	30758 EMPEROR DR	\$0.00	Y
355211003	30744 EMPEROR DR	\$0.00	Y
355211004	30728 EMPEROR DR	\$192.00	
355211005	30714 EMPEROR DR	\$192.00	
355211006	30698 EMPEROR DR	\$192.00	
355211007	30680 EMPEROR DR	\$192.00	
355211008	30664 EMPEROR DR	\$192.00	
355211011	30614 EMPEROR DR	\$0.00	Y
355211012	30598 EMPEROR DR	\$192.00	
355211013	30582 EMPEROR DR	\$192.00	
355211014	30568 EMPEROR DR	\$192.00	
355211017	30524 EMPEROR DR	\$0.00	Y
355211019	30492 EMPEROR DR	\$192.00	
355211021	30460 EMPEROR DR	\$192.00	
355211022	23651 CRUISE CIRCLE DR	\$192.00	
355211023	23661 CRUISE CIRCLE DR	\$192.00	
355211024	23675 CRUISE CIRCLE DR	\$192.00	

CITY OF CANYON LAKE
 EMS FEE PRELIMINARY ROLL
 FISCAL YEAR 2023-24

MAY 30, 2023

355211025	23689 CRUISE CIRCLE DR	\$192.00	
355211026	23703 CRUISE CIRCLE DR	\$0.00	Y
355211027	23717 CRUISE CIRCLE DR	\$192.00	
355211028	23731 CRUISE CIRCLE DR	\$192.00	
355211029	23745 CRUISE CIRCLE DR	\$192.00	
355211030	23761 CRUISE CIRCLE DR	\$192.00	
355211031	23775 CRUISE CIRCLE DR	\$192.00	
355211032	30684 EMPEROR DR	\$192.00	
355211033	30630 EMPEROR DR	\$192.00	
355211034	30552 EMPEROR DR	\$192.00	
355212001	30476 CINNAMON TEAL DR	\$192.00	
355212002	30490 CINNAMON TEAL DR	\$192.00	
355212003	30506 CINNAMON TEAL DR	\$192.00	
355212004	30520 CINNAMON TEAL	\$192.00	
355212006	30550 CINNAMON TEAL DR	\$192.00	
355212007	30566 CINNAMON TEAL DR	\$192.00	
355212008	30580 CINNAMON TEAL DR	\$0.00	Y
355212009	30596 CINNAMON TEAL DR	\$192.00	
355212010	30610 CINNAMON TEAL DR	\$192.00	
355212011	30626 CINNAMON TEAL DR	\$192.00	
355212012	30640 CINNAMON TEAL DR	\$192.00	
355212013	30660 CINNAMON TEAL DR	\$192.00	
355212014	30682 CINNAMON TEAL DR	\$0.00	Y
355212017	30717 EMPEROR DR	\$192.00	
355212020	30651 EMPEROR DR	\$192.00	
355212021	30621 EMPEROR DR	\$192.00	
355212022	30581 EMPEROR DR	\$192.00	
355212023	30569 EMPEROR DR	\$192.00	
355212024	30555 EMPEROR DR	\$0.00	Y
355212025	30539 EMPEROR DR	\$192.00	
355212026	30525 EMPEROR DR	\$192.00	
355212027	30509 EMPEROR DR	\$192.00	
355212028	30493 EMPEROR DR	\$192.00	
355212029	30479 EMPEROR DR	\$192.00	
355212030	30465 EMPEROR DR	\$192.00	
355212031	30681 EMPEROR DR	\$192.00	
355212032	30701 EMPEROR DR	\$192.00	
355221001	31226 EMPEROR DR	\$192.00	
355221002	31242 EMPEROR DR	\$192.00	
355221003	31258 EMPEROR DR	\$192.00	
355221004	31276 EMPEROR DR	\$0.00	Y
355221005	31292 EMPEROR DR	\$192.00	
355221006	31308 EMPEROR DR	\$192.00	
355221007	31324 EMPEROR DR	\$0.00	Y
355221008	31338 EMPEROR DR	\$192.00	
355221009	31356 EMPEROR DR	\$192.00	
355221010	31370 EMPEROR DR	\$192.00	
355221011	31386 EMPEROR DR	\$192.00	
355221012	31400 EMPEROR DR	\$192.00	
355221013	31416 EMPEROR DR	\$192.00	
355221014	31430 EMPEROR DR	\$192.00	
355222001	30249 BUCKTAIL DR	\$192.00	
355222002	30233 BUCKTAIL DR	\$192.00	
355222003	30217 BUCK TAIL DR	\$192.00	

CITY OF CANYON LAKE
 EMS FEE PRELIMINARY ROLL
 FISCAL YEAR 2023-24

MAY 30, 2023

355222004	30203 BUCKTAIL DR	\$192.00	
355222005	30189 BUCK TAIL DR	\$192.00	
355222006	30175 BUCKTAIL DR	\$192.00	
355222007	30161 BUCK TAIL DR	\$192.00	
355222009	30129 BUCK TAIL DR	\$192.00	
355222010	30113 BUCK TAIL DR	\$192.00	
355222011	30097 BUCK TAIL DR	\$192.00	
355222012	30081 BUCKTAIL DR	\$192.00	
355222013	30071 BUCK TAIL DR	\$192.00	
355222014	30065 BUCK TAIL DR	\$192.00	
355222015	30049 BUCKTAIL DR	\$192.00	
355222016	30035 BUCK TAIL DR	\$192.00	
355222017	30019 BUCKTAIL DR	\$192.00	
355222018	30005 BUCKTAIL DR	\$192.00	
355222019	30629 CINNAMON TEAL DR	\$192.00	
355222020	30611 CINNAMON TEAL DR	\$192.00	
355222021	30585 CINNAMON TEAL DR	\$192.00	
355222022	30567 CINNAMON TEAL DR	\$192.00	
355222023	30537 CINNAMON TEAL	\$192.00	
355222024	30521 CINNAMON TEAL DR	\$192.00	
355222025	30507 CINNAMON TEAL DR	\$192.00	
355222026	30491 CINNAMON TEAL DR	\$192.00	
355222027	30477 CINNAMON TEAL DR	\$192.00	
355222028	30461 CINNAMON TEAL DR	\$192.00	
355222029	31431 EMPEROR DR	\$192.00	
355222030	23620 BLACK DUCK DR	\$192.00	
355222032	23650 BLACK DUCK DR	\$192.00	
355222033	23651 BLACK DUCK DR	\$192.00	
355222035	23621 BLACK DUCK DR	\$192.00	
355222036	23607 BLACK DUCK DR	\$192.00	
355222037	23593 BLACK DUCK DR	\$192.00	
355222038	23577 BLACK DUCK DR	\$192.00	
355222039	31409 EMPEROR DR	\$0.00	Y
355222040	31393 EMPEROR DR	\$192.00	
355222041	31375 EMPEROR DR	\$192.00	
355222042	31363 EMPEROR DR	\$192.00	
355222043	31345 EMPEROR DR	\$192.00	
355222044	31341 EMPEROR DR	\$192.00	
355222045	31327 EMPEROR DR	\$192.00	
355222046	31311 EMPEROR DR	\$0.00	Y
355222047	31295 EMPEROR DR	\$0.00	Y
355222048	31277 EMPEROR DR	\$0.00	Y
355222049	31243 EMPEROR DR	\$192.00	
355222050	23636 BLACK DUCK DR	\$192.00	
355223002	30046 BUCKTAIL DR	\$192.00	
355223003	30066 BUCK TAIL DR	\$192.00	
355223004	30086 BUCK TAIL DR	\$0.00	Y
355223005	30110 BUCK TAIL DR	\$192.00	
355223006	30140 BUCKTAIL DR	\$0.00	Y
355223007	30160 BUCKTAIL DR	\$0.00	Y
355223008	30180 BUCKTAIL DR	\$192.00	
355223009	30230 BUCK TAIL DR	\$192.00	
355231001	31210 EMPEROR DR	\$192.00	
355231002	31196 EMPEROR DR	\$192.00	

CITY OF CANYON LAKE
 EMS FEE PRELIMINARY ROLL
 FISCAL YEAR 2023-24

MAY 30, 2023

355231003	31178 EMPEROR DR	\$192.00	
355231004	31164 EMPEROR DR	\$0.00	Y
355231005	31142 EMPEROR DR	\$192.00	
355231006	31128 EMPEROR DR	\$192.00	
355231007	23490 MOCCASIN CIR	\$192.00	
355231008	23476 MOCCASIN CIR	\$192.00	
355231009	23458 MOCCASIN CIR	\$192.00	
355231010	23440 MOCCASIN CIR	\$192.00	
355231011	23459 MOCCASIN CIR	\$192.00	
355231012	23475 MOCCASIN CIR	\$192.00	
355231013	31090 EMPEROR DR	\$192.00	
355231014	31076 EMPEROR DR	\$192.00	
355231015	31060 EMPEROR DR	\$192.00	
355231016	31044 EMPEROR DR	\$192.00	
355231017	31028 EMPEROR DR	\$192.00	
355231018	31012 EMPEROR DR	\$192.00	
355231019	30998 EMPEROR DR	\$192.00	
355231021	30968 EMPEROR DR	\$192.00	
355231022	30954 EMPEROR DR	\$192.00	
355231023	30938 EMPEROR DR	\$192.00	
355231024	30924 EMPEROR DR	\$192.00	
355231025	30910 EMPEROR DR	\$192.00	
355231026	30896 EMPEROR DR	\$192.00	
355231027	30880 EMPEROR DR	\$192.00	
355231028	30866 EMPEROR DR	\$192.00	
355231029	30850 EMPEROR DR	\$192.00	
355231030	30836 EMPEROR DR	\$192.00	
355231031	30820 EMPEROR DR	\$0.00	Y
355231032	30804 EMPEROR DR	\$192.00	
355231033	30788 EMPEROR DR	\$192.00	
355232001	30667 CINNAMON TEAL DR	\$192.00	
355232002	30683 CINNAMON TEAL DR	\$192.00	
355232003	30699 CINNAMON TEAL DR	\$0.00	Y
355232004	30851 EMPEROR DR	\$192.00	
355232005	23688 BIG BUTTE DR	\$192.00	
355232006	23676 BIG BUTTE DR	\$192.00	
355232007	23662 BIG BUTTE DR	\$192.00	
355232008	23646 BIG BUTTE DR	\$192.00	
355232009	23630 BIG BUTTE DR	\$192.00	
355232010	23616 BIG BUTTE DR	\$192.00	
355232011	23600 BIG BUTTE DR	\$192.00	
355232012	23601 BIG BUTTE DR	\$192.00	
355232013	23617 BIG BUTTE DR	\$0.00	Y
355232014	23631 BIG BUTTE DR	\$192.00	
355232015	23655 BIG BUTTE DR	\$192.00	
355232016	30895 EMPEROR DR	\$192.00	
355232017	30911 EMPEROR DR	\$192.00	
355232018	30929 EMPEROR DR	\$192.00	
355232019	30955 EMPEROR DR	\$192.00	
355232020	30969 EMPEROR DR	\$192.00	
355232021	30983 EMPEROR DR	\$192.00	
355232022	30999 EMPEROR DR	\$192.00	
355232023	30380 BUCK TAIL DR	\$192.00	
355232024	30366 BUCK TAIL DR	\$192.00	

CITY OF CANYON LAKE
 EMS FEE PRELIMINARY ROLL
 FISCAL YEAR 2023-24

MAY 30, 2023

355232025	30350 BUCK TAIL DR	\$0.00	Y
355232026	30336 BUCK TAIL DR	\$192.00	
355232027	30320 BUCK TAIL DR	\$192.00	
355232028	30306 BUCKTAIL DR	\$192.00	
355232029	30290 BUCKTAIL DR	\$192.00	
355232030	30272 BUCKTAIL DR	\$192.00	
355233001	30265 BUCK TRAIL DR	\$192.00	
355233002	30283 BUCKTAIL DR	\$192.00	
355233003	30299 BUCKTAIL DR	\$192.00	
355233004	30317 BUCK TRAIL DR	\$192.00	
355233005	30333 BUCK TAIL DR	\$192.00	
355233007	31081 EMPEROR DR	\$192.00	
355233008	31101 EMPEROR DR	\$0.00	Y
355233009	31117 EMPEROR DR	\$192.00	
355233010	31137 EMPEROR DR	\$192.00	
355233012	31179 EMPEROR DR	\$192.00	
355233013	31197 EMPEROR DR	\$192.00	
355233014	31215 EMPEROR DR	\$192.00	
355251001	23111 CONTINENTAL DR	\$192.00	
355251002	23121 CONTINENTAL DR	\$192.00	
355251003	23131 CONTINENTAL DR	\$192.00	
355251004	23141 CONTINENTAL DR	\$192.00	
355251005	23151 CONTINENTAL DR	\$192.00	
355251006	23163 CONTINENTAL DR	\$192.00	
355251007	23177 CONTINENTAL DR	\$192.00	
355251008	23189 CONTINENTAL DR	\$192.00	
355251009	23201 CONTINENTAL DR	\$192.00	
355251010	30589 WILLOWBROOK PL	\$192.00	
355251011	23221 CONTINENTAL DR	\$192.00	
355251012	23235 CONTINENTAL DR	\$192.00	
355251013	23253 CONTINENTAL DR	\$192.00	
355251014	23265 CONTINENTAL DR	\$192.00	
355251015	23275 CONTINENTAL DR	\$192.00	
355251016	23285 CONTINENTAL DR	\$192.00	
355251017	23295 CONTINENTAL DR	\$192.00	
355251018	23305 CONTINENTAL DR	\$192.00	
355251019	23315 CONTINENTAL DR	\$192.00	
355251020	23325 CONTINENTAL DR	\$192.00	
355251021	23335 CONTINENTAL RD	\$192.00	
355251022	30523 GOLDEN GATE DR	\$192.00	
355251024	30623 GOLDEN GATE DR	\$192.00	
355251025	30635 GOLDEN GATE DR	\$192.00	
355252001	30620 GOLDEN GATE	\$192.00	
355252002	30608 GOLDEN GATE DR	\$192.00	
355261001	30893 GOLDEN GATE DR	\$192.00	
355261002	30881 GOLDEN GATE DR	\$192.00	
355261003	30869 GOLDEN GATE DR	\$192.00	
355261004	30857 GOLDEN GATE DR	\$192.00	
355261005	30845 GOLDEN GATE DR	\$192.00	
355261006	30833 GOLDEN GATE DR	\$0.00	Y
355261007	30821 GOLDEN GATE DR	\$192.00	
355261008	30809 GOLDEN GATE DR	\$192.00	
355261009	30797 GOLDEN GATE DR	\$192.00	
355261010	30785 GOLDEN GATE DR	\$192.00	

CITY OF CANYON LAKE
 EMS FEE PRELIMINARY ROLL
 FISCAL YEAR 2023-24

MAY 30, 2023

355261011	30773 GOLDEN GATE DR	\$192.00	
355261012	30659 GOLDEN GATE DR	\$192.00	
355261013	30647 GOLDEN GATE DR	\$192.00	
355262001	30951 LONG POINT DR	\$192.00	
355262002	30838 GOLDEN GATE	\$192.00	
355262003	30826 GOLDEN GATE DR	\$192.00	
355262004	23301 RUNNING BEAR CIR	\$0.00	Y
355262005	23317 RUNNING BEAR CIR	\$0.00	Y
355262006	23331 RUNNING BEAR CIR	\$192.00	
355262007	23330 RUNNING BEAR CIR	\$192.00	
355262008	23316 RUNNING BEAR CIR	\$192.00	
355262009	23300 RUNNING BEAR CIR	\$192.00	
355262010	30660 GOLDEN GATE DR	\$192.00	
355262011	30677 LONGPOINT DR	\$192.00	
355262012	30697 LONG POINT DR	\$192.00	
355262013	30709 LONG POINT DR	\$192.00	
355262014	30721 LONG POINT DR	\$192.00	
355262015	30733 LONG POINT DR	\$192.00	
355262016	30745 LONG POINT DR	\$192.00	
355262017	30807 LONG POINT DR	\$192.00	
355262018	30817 LONG POINT DR	\$192.00	
355262019	30829 LONG POINT DR	\$192.00	
355262020	30841 LONG POINT DR	\$0.00	Y
355262021	30853 LONG POINT DR	\$192.00	
355262022	30865 LONG POINT DR	\$192.00	
355262023	30877 LONG POINT DR	\$192.00	
355262024	30891 LONG POINT DR	\$192.00	
355263001	30634 GOLDEN GATE DR	\$192.00	
355263002	30650 LONG POINT DR	\$0.00	Y
355263003	30662 LONG POINT DR	\$0.00	Y
355263004	30674 LONG POINT	\$192.00	
355263005	30686 LONG POINT DR	\$192.00	
355263006	30698 LONG POINT DR	\$192.00	
355263007	30710 LONG POINT DR	\$192.00	
355263008	30722 LONG POINT DR	\$192.00	
355263009	30734 LONG POINT DR	\$192.00	
355263010	30746 LONG POINT DR	\$192.00	
355263011	30754 LONG POINT DR	\$192.00	
355263012	30770 LONG POINT DR	\$192.00	
355263015	30806 LONG POINT DR	\$0.00	Y
355263016	30818 LONG POINT DR	\$192.00	
355263017	30830 LONG POINT DR	\$192.00	
355263018	30848 LONG POINT DR	\$192.00	
355263019	30854 LONG POINT DR	\$192.00	
355263020	30866 LONG POINT DR	\$192.00	
355263021	30878 LONG POINT	\$192.00	
355263022	30890 LONG POINT DR	\$192.00	
355263023	30904 LONG POINT DR	\$192.00	
355263025	30926 LONG POINT DR	\$192.00	
355263026	30938 LONG POINT DR	\$192.00	
355263027	30950 LONG POINT DR	\$192.00	
355263028	30962 LONGPOINT DR	\$192.00	
355263029	30782 LONG POINT DR	\$0.00	Y
355263030	30794 LONG POINT DR	\$192.00	

CITY OF CANYON LAKE
 EMS FEE PRELIMINARY ROLL
 FISCAL YEAR 2023-24

MAY 30, 2023

355263031	30914 LONG POINT DR	\$192.00	
355271001	30701 PYRAMID POINT	\$192.00	
355271002	30713 PYRAMID POINT DR	\$192.00	
355271003	30725 PYRAMID POINT DR	\$192.00	
355271004	30737 PYRAMID POINT DR	\$192.00	
355271005	30749 PYRAMID POINT DR	\$0.00	Y
355271006	30763 PYRAMID POINT DR	\$192.00	
355271007	30816 BURNING TREE DR	\$192.00	
355271008	30774 BURNING TREE DR	\$192.00	
355271009	30748 BURNING TREE DR	\$192.00	
355271010	30736 BURNING TREE DR	\$192.00	
355271011	30724 BURNING TREE DR	\$192.00	
355271012	30712 BURNING TREE DR	\$192.00	
355271013	30700 BURNING TREE DR	\$192.00	
355272001	30701 BURNING TREE LN	\$0.00	Y
355272002	30713 BURNING TREE DR	\$192.00	
355272003	30725 BURNING TREE DR	\$192.00	
355272004	30737 BURNING TREE DR	\$0.00	Y
355272005	30749 BURNINGTREE	\$192.00	
355272006	30761 BURNING TREE DR	\$192.00	
355272007	30773 BURNING TREE DR	\$192.00	
355272008	30785 BURNING TREE DR	\$192.00	
355272009	30797 BURNING TREE DR	\$192.00	
355272010	30809 BURNING TREE DR	\$192.00	
355272011	30821 BURNING TREE DR	\$192.00	
355272012	30833 BURNING TREE DR	\$192.00	
355272013	30845 BURNING TREE	\$192.00	
355272014	30857 BURNING TREE LN	\$0.00	Y
355272015	30869 BURNING TREE DR	\$192.00	
355272016	30881 BURNING TREE DR	\$192.00	
355272017	30893 BURNING TREE DR	\$192.00	
355272022	23283 S CANYON LAKE DR	\$192.00	
355272023	23259 CANYON LAKE DR	\$192.00	
355272024	23247 S CANYON LAKE DR	\$0.00	Y
355272025	23235 S CANYON LAKE DR	\$192.00	
355272027	30894 BURNING TREE DR	\$192.00	
355272028	30882 BURNING TREE DR	\$192.00	
355272029	30870 BURNING TREE DR	\$192.00	
355272030	30858 BURNING TREE DR	\$192.00	
355272031	30796 PYRAMID POINT	\$0.00	Y
355272032	30784 PYRAMID POINT DR	\$192.00	
355272033	30772 PYRAMID POINT DR	\$0.00	Y
355272034	30760 PYRAMID POINT DR	\$192.00	
355272035	30748 PYRAMID POINT DR	\$192.00	
355272036	30736 PYRAMID POINT DR	\$192.00	
355272037	30724 PYRAMID POINT DR	\$192.00	
355272038	30712 PYRAMID POINT DR	\$192.00	
355272039	30700 PYRAMID POINT DR	\$192.00	
355281001	29928 CHIP WAY	\$192.00	
355281002	29912 CHIP WAY	\$192.00	
355281003	29896 CHIP WAY	\$192.00	
355281004	22935 SKYLINK DR	\$192.00	
355281005	22957 SKYLINK DR	\$192.00	
355281006	22971 SKYLINK DR	\$192.00	

CITY OF CANYON LAKE
 EMS FEE PRELIMINARY ROLL
 FISCAL YEAR 2023-24

MAY 30, 2023

355281007	23001 SKYLINK DR	\$192.00	
355281008	23045 SKYLINK DR	\$192.00	
355281009	23071 SKYLINK DR	\$192.00	
355281010	23081 SKYLINK DR	\$192.00	
355281011	23093 SKYLINK DR	\$192.00	
355281012	23105 SKYLINK DR	\$192.00	
355281013	23129 SKYLINK DR	\$0.00	Y
355282001	23118 BIG TEE DR	\$192.00	
355282002	23104 BIG TEE DR	\$192.00	
355282003	23092 BIG TEE DR	\$192.00	
355282004	23080 BIG TEE DR	\$192.00	
355282005	23068 BIG TEE DR	\$192.00	
355282006	23056 BIG TEE DR	\$192.00	
355282007	23044 BIG TEE DR	\$192.00	
355282008	23032 BIG TEE DR	\$192.00	
355282009	23068 SKYLINK DR	\$0.00	Y
355282012	23030 SKYLINK DR	\$192.00	
355282013	23018 SKYLINK DR	\$192.00	
355282014	23006 SKYLINK DR	\$192.00	
355282015	22994 SKYLINK DR	\$192.00	
355282016	22980 SKYLINK DR	\$0.00	Y
355282017	22970 SKYLINK DR	\$192.00	
355282018	22958 SKYLINK DR	\$0.00	Y
355282019	22946 SKYLINK DR	\$192.00	
355282020	22934 SKYLINK DR	\$192.00	
355282021	22922 SKYLINK DR	\$192.00	
355282023	23044 SKYLINK DR	\$192.00	
355282024	23050 SKYLINK DR	\$192.00	
355283001	23130 SKYLINK DR	\$192.00	
355283002	23118 SKYLINK DR	\$192.00	
355283003	23104 SKYLINK DR	\$192.00	
355283004	23092 SKYLINK DR	\$192.00	
355283005	23011 BIG TEE DR	\$192.00	
355283006	23021 BIG TEE DR	\$192.00	
355283007	23033 BIG TEE DR	\$192.00	
355283008	23045 BIG TEE DR	\$0.00	Y
355283009	23057 BIG TEE DR	\$192.00	
355283010	23081 BIG TEE DR	\$192.00	
355300016	31862 RAILROAD CANYON RD	\$192.00	
355300017	31840 RAILROAD CANYON RD	\$192.00	
355300018	31860 RAILROAD CANYON RD	\$192.00	
355300019	31842 RAILROAD CANYON RD	\$192.00	
355300020	31858 RAILROAD CANYON RD	\$192.00	
355300021	31844 RAILROAD CANYON RD U#6	\$192.00	
355300022	31856 RAILROAD CANYON RD	\$192.00	
355300023	31846 RAILROAD CANYON RD	\$192.00	
355300024	31854 RAILROAD CANYON RD	\$192.00	
355300025	31848 RAILROAD CANYON RD	\$192.00	
355300026	31852 RAILROAD CANYON RD	\$192.00	
355300027	31850 RAILROAD CANYON RD	\$192.00	
355301001	31864 RAILROAD CANYON RD U#1	\$0.00	Y
355301002	31864 RAILROAD CANYON RD U#2	\$192.00	
355301003	31864 RAILROAD CANYON RD U#3	\$192.00	
355301004	31864 RAILROAD CANYON RD U#4	\$192.00	

CITY OF CANYON LAKE
EMS FEE PRELIMINARY ROLL
FISCAL YEAR 2023-24

MAY 30, 2023

355301005	31864 RAILROAD CANYON RD U†5	\$192.00	
355301006	31864 RAILROAD CANYON RD U†6	\$192.00	
355301007	31864 RAILROAD CANYON RD U†7	\$192.00	
355301008	31864 RAILROAD CANYON RD U†8	\$192.00	
355301009	31864 RAILROAD CANYON RD U†9	\$192.00	
355301010	31864 RAILROAD CANYON RD U†10	\$192.00	
355301011	31864 RAILROAD CANYON RD U†11	\$192.00	
355341001	23634 BIG TEE DR	\$192.00	
355341002	23622 BIG TEE DR	\$192.00	
355341003	23610 BIG TEE	\$192.00	
355341004	23596 BIG TEE DR	\$192.00	
355341005	23584 BIG TREE DR	\$192.00	
355341006	23570 BIG TEE DR	\$192.00	
355341007	23558 BIG TEE DR	\$192.00	
355341008	23544 BIG TEE DR	\$192.00	
355341009	23532 BIG TEE DR	\$192.00	
355341010	23520 BIG TEE DR	\$192.00	
355341011	23506 BIG TEE DR	\$192.00	
355341012	23492 BIG TEE DR	\$192.00	
355341013	23478 BIG TEE DR	\$192.00	
355341014	23412 BIG TEE DR	\$192.00	
355341015	23400 BIG TEE DR	\$192.00	
355342001	23391 BIG TEE DR	\$192.00	
355342002	23425 BIG TEE DR	\$192.00	
355342003	23437 BIG TEE DR	\$192.00	
355342004	23449 BIG TEE DR	\$192.00	
355342005	23463 BIG TEE DR	\$192.00	
355342006	23477 BIG TEE DR	\$192.00	
355342007	23491 BIG TEE DR	\$192.00	
355342008	23505 BIG TEE DR	\$192.00	
355342009	23517 BIG TEE DR	\$192.00	
355342010	23529 BIG TEE DR	\$192.00	
355342011	23543 BIG TEE DR	\$192.00	
355342012	23557 BIG TEE DR	\$0.00	Y
355342013	23569 BIG TEE DR	\$192.00	
355342014	23583 BIG TEE DR	\$192.00	
355342015	23595 BIG TEE DR	\$192.00	
355342016	23609 BIG TEE DR	\$192.00	
355342017	23627 BIG TEE DR	\$192.00	
355350001	30870 BLACK HORSE DR	\$192.00	
355350002	30990 BLACK HORSE DR	\$192.00	
355350006	30911 BLACK HORSE DR	\$192.00	
355350007	30891 BLACK HORSE DR	\$192.00	
355350009	30861 BLACK HORSE DR	\$192.00	
355350011	30850 BLACK HORSE DR	\$192.00	
355350012	30890 BLACK HORSE DR	\$0.00	Y
355350013	30951 BLACK HORSE DR	\$192.00	
355350015	30931 BLACK HORSE DR	\$192.00	
355350016	30849 BLACK HORSE DR	\$192.00	
355360004	30660 SORREL LN	\$192.00	
355360007	30742 SORREL LN	\$192.00	
355360008	30768 SORREL LN	\$0.00	Y
355360009	30780 SORRELL LN	\$192.00	
355360010	30800 SORREL LN	\$0.00	Y

CITY OF CANYON LAKE
 EMS FEE PRELIMINARY ROLL
 FISCAL YEAR 2023-24

MAY 30, 2023

355360011	30725 SORREL LN	\$192.00	
355360013	30635 SORREL LN	\$192.00	
355360016	30605 SORREL LN	\$192.00	
355370041	23402 CONTINENTAL WAY	\$192.00	
355370042	23404 CONTINENTAL WAY	\$192.00	
355370043	23406 CONTINENTAL WAY	\$192.00	
355370044	23410 CONTINENTAL WAY	\$192.00	
355370045	23414 CONTINENTAL WAY	\$192.00	
355370046	23416 CONTINENTAL WAY	\$192.00	
355370047	23420 CONTINENTAL WAY	\$192.00	
355370048	23422 CONTINENTAL WAY	\$192.00	
355370049	23426 CONTINENTAL WAY	\$192.00	
355370050	23428 CONTINENTAL WAY	\$192.00	
355370051	23432 CONTINENTAL WAY	\$0.00	Y
355370052	23436 CONTINENTAL WAY	\$192.00	
355370053	23440 CONTINENTAL WAY	\$192.00	
355370054	23448 CONTINENTAL WAY	\$192.00	
355370055	23452 CONTINENTAL WAY	\$192.00	
355370056	23456 CONTINENTAL WAY	\$192.00	
355370057	23462 CONTINENTAL WAY	\$192.00	
355370058	23468 CONTINENTAL WAY	\$192.00	
355370059	23472 CONTINENTAL WAY	\$192.00	
355370060	23480 CONTINENTAL WAY	\$192.00	
355370061	23476 CONTINENTAL WAY	\$192.00	
355370062	23438 CONTINENTAL WAY	\$0.00	Y
355370063	23434 CONTINENTAL WAY	\$192.00	
355370064	23430 CONTINENTAL WAY	\$192.00	
355370065	23418 CONTINENTAL WAY	\$192.00	
355370066	23412 CONTINENTAL WAY	\$192.00	
355370067	23408 CONTINENTAL WAY	\$192.00	
355381001	30141 WHITE WAKE DR	\$0.00	Y
355381002	30155 WHITE WAKE DR	\$192.00	
355381003	30169 WHITE WAKE DR	\$192.00	
355381004	30191 WHITE WAKE DR	\$192.00	
355381005	30205 WHITE WAKE DR	\$192.00	
355381006	30219 WHITE WAKE DR	\$192.00	
355381007	30231 WHITE WAKE DR	\$192.00	
355381008	30245 WHITE WAKE DR	\$192.00	
355381009	30257 WHITE WAKE DR	\$0.00	Y
355381010	30269 WHITE WAKE DR	\$0.00	Y
355381011	30283 WHITE WAKE DR	\$192.00	
355381012	30295 WHITE WAKE DR	\$192.00	
355381013	30309 WHITE WAKE DR	\$192.00	
355381014	30310 WHITE WAKE DR	\$192.00	
355381015	30298 WHITE WAKE DR	\$192.00	
355381016	30274 WHITEWAKE DR	\$192.00	
355381017	30264 WHITE WAKE DR	\$192.00	
355381018	30248 WHITE WAKE DR	\$192.00	
355381019	30234 WHITE WAKE DR	\$192.00	
355381020	30222 WHITE WAKE DR	\$192.00	
355381021	30208 WHITE WAKE DR	\$192.00	
355381022	30194 WHITE WAKE DR	\$192.00	
355381023	30180 WHITE WAKE DR	\$192.00	
355381024	30168 WHITE WAKE DR	\$192.00	

CITY OF CANYON LAKE
 EMS FEE PRELIMINARY ROLL
 FISCAL YEAR 2023-24

MAY 30, 2023

355381025	30154 WHITE WAKE DR	\$192.00	
355381026	30142 WHITE WAKE	\$192.00	
355381027	30130 WHITE WAKE DR	\$192.00	
355381028	30118 WHITE WAKE DR	\$192.00	
355381029	30090 WHITE WAKE DR	\$192.00	
355381030	30076 WHITE WAKE DR	\$192.00	
355381031	24121 N CANYON LAKE DR	\$0.00	Y
355381032	30145 WINDWARD DR	\$192.00	
355381033	30159 WINDWARD DR	\$192.00	
355381034	30177 WINDWARD DR	\$192.00	
355381035	30187 WINDWARD DR	\$192.00	
355381036	30199 WINDWARD DR	\$0.00	Y
355381037	30200 WINDWARD DR	\$192.00	
355382001	24122 N CANYON LAKE DR	\$192.00	
355382002	24110 N CANYON LAKE DR	\$192.00	
355382003	24098 N CANYON LAKE DR	\$192.00	
355382004	24086 N CANYON LAKE DR	\$192.00	
355382005	24074 CANYON LAKE DR N	\$192.00	
355382006	24062 N CANYON LAKE DR	\$192.00	
355382007	24050 N CANYON LAKE DR	\$192.00	
355382008	30010 WHITE WAKE DR	\$192.00	
355382009	29980 WHITE WAKE DR	\$192.00	
355382010	29966 WHITE WAKE DR	\$192.00	
355382011	29967 WHITE WAKE	\$192.00	
355382012	29981 WHITE WAKE DR	\$192.00	
355382013	29995 WHITE WAKE DR	\$192.00	
355382014	30009 WHITE WAKE DR	\$192.00	
355382015	30023 WHITE WAKE DR	\$192.00	
355382016	30037 WHITE WAKE DR	\$192.00	
355382017	30051 WHITE WAKE DR	\$192.00	
355382018	24018 N CANYON LAKE DR	\$192.00	
355382019	24006 N CANYON LAKE DR	\$192.00	
355382020	23994 N CANYON LAKE DR	\$192.00	
355382021	23980 N CANYON LAKE DR	\$192.00	
355391001	30148 SKIPJACK DR	\$192.00	
355391002	30134 SKIPJACK DR	\$192.00	
355391003	30120 SKIPJACK DR	\$192.00	
355391004	30106 SKIPJACK DR	\$0.00	Y
355391005	30092 SKIPJACK DR	\$192.00	
355391006	30078 SKIPJACK DR	\$192.00	
355391007	30064 SKIPJACK DR	\$192.00	
355391008	30048 SKIPJACK DR	\$0.00	Y
355391009	30034 SKIP JACK	\$192.00	
355391010	30020 SKIPJACK DR	\$192.00	
355391011	29919 SKIPJACK DR	\$192.00	
355391012	29933 WINDWARD DR	\$192.00	
355391013	29947 WINDWARD DR	\$192.00	
355391015	29975 WINDWARD DR	\$192.00	
355391016	29989 WINDWARD DR	\$192.00	
355391017	30001 WINDWARD DR	\$192.00	
355391018	30013 WINDWARD DR	\$192.00	
355391020	30041 WINDWARD DR	\$192.00	
355391021	30055 WINDWARD DR	\$192.00	
355391022	30069 WINDWARD DR	\$192.00	

CITY OF CANYON LAKE
 EMS FEE PRELIMINARY ROLL
 FISCAL YEAR 2023-24

MAY 30, 2023

355391023	30083 WINDWARD DR	\$192.00	
355391024	30097 WINDWARD DR	\$192.00	
355391025	29952 WHITE WAKE DR	\$192.00	
355391026	29940 WHITE WAKE DR	\$192.00	
355391027	29927 WHITE WAKE DR	\$192.00	
355391028	29941 WHITE WAKE DR	\$192.00	
355391029	29953 WHITE WAKE DR	\$192.00	
355392001	30137 SKIPJACK DR	\$192.00	
355392002	30123 SKIPJACK DR	\$0.00	Y
355392003	30105 SKIPJACK DR	\$192.00	
355392004	30091 SKIP JACK DR	\$192.00	
355392005	30077 SKIPJACK DR	\$0.00	Y
355392006	30063 SKIPJACK DR	\$192.00	
355392007	30047 SKIPJACK DR	\$192.00	
355392008	29940 WINDWARD DR	\$192.00	
355392009	29954 WINDWARD DR	\$192.00	
355392010	29970 WINDWARD DR	\$192.00	
355392011	29984 WINDWARD DR	\$0.00	Y
355392012	29998 WINDWARD DR	\$0.00	Y
355392013	30020 WINDWARD DR	\$192.00	
355392014	30050 WINDWARD	\$0.00	Y
355392015	30076 WINDWARD DR	\$192.00	
355392016	30088 WINDWARD DR	\$192.00	
355392017	30100 WINDWARD DR	\$192.00	
355392018	30112 WINDWARD DR	\$192.00	
355392019	24154 CANYON LAKE DR	\$192.00	
355392020	24166 N CANYON LAKE DR	\$192.00	
355392021	24178 CANYON LAKE DR	\$192.00	
355392022	30121 LITTLE HARBOR DR	\$192.00	
355392023	30107 LITTLE HARBOR DR	\$192.00	
355392024	30091 LITTLE HARBOR DR	\$192.00	
355392025	30075 LITTLE HARBOR DR	\$192.00	
355392026	30059 LITTLE HARBOR DR	\$192.00	
355392027	30043 LITTLE HARBOR DR	\$192.00	
355392028	30030 LITTLE HARBOR DR	\$192.00	
355392029	30044 LITTLE HARBOR DR	\$192.00	
355392030	30058 LITTLE HARBOR DR	\$192.00	
355392031	30076 LITTLE HARBOR DR	\$0.00	Y
355392032	30090 LITTLE HAROR DR	\$192.00	
355392033	30104 LITTLE HARBOR DR	\$192.00	
355392034	30118 LITTLE HARBOR DR	\$192.00	
355392035	30132 LITTLE HARBOR DR	\$192.00	
355401001	30186 WINDWARD CIR	\$192.00	
355401002	30176 WINDWARD DR	\$192.00	
355401003	30158 WINDWARD DR	\$192.00	
355401004	30144 WINDWARD DR	\$192.00	
355401005	30130 WINDWARD DR	\$0.00	Y
355401006	24161 N CANYON LAKE DR	\$192.00	
355401007	24187 N CANYON LAKE DR	\$192.00	
355401008	24203 N CANYON LAKE DR	\$192.00	
355401009	24215 N CANYON LAKE DR	\$192.00	
355401010	24227 N CANYON LAKE DR	\$192.00	
355401011	24241 N CANYON LAKE DR	\$192.00	
355401012	30267 LITTLE HARBOR DR	\$192.00	

CITY OF CANYON LAKE
 EMS FEE PRELIMINARY ROLL
 FISCAL YEAR 2023-24

MAY 30, 2023

355401013	30281 LITTLE HARBOR DR	\$192.00	
355401014	30295 LITTLE HARBOR DR	\$192.00	
355401015	30309 LITTLE HARBOR DR	\$192.00	
355401016	30333 LITTLE HARBOR DR	\$192.00	
355401017	30345 LITTLE HARBOR DR	\$192.00	
355401018	30359 LITTLE HARBOR DR	\$192.00	
355401019	30373 LITTLE HARBOR	\$192.00	
355401020	30387 LITTLE HARBOR DR	\$192.00	
355401021	30403 LITTLE HARBOR DR	\$192.00	
355401022	30417 LITTLE HARBOR DR	\$192.00	
355401023	30430 LITTLE HARBOR DR	\$192.00	
355401024	30416 LITTLE HARBOR DR	\$192.00	
355401025	30404 LITTLE HARBOR DR	\$192.00	
355401026	30388 LITTLE HARBOR DR	\$192.00	
355401027	30374 LITTLE HARBOR DR	\$192.00	
355401028	30360 LITTLE HARBOR	\$192.00	
355401029	30346 LITTLE HARBOR DR	\$192.00	
355401030	30336 LITTLE HARBOR DR	\$192.00	
355401031	30322 LITTLE HARBOR DR	\$192.00	
355401032	30308 LITTLE HARBOR DR	\$192.00	
355401033	30294 LITTLE HARBOR DR	\$192.00	
355401034	30280 LITTLE HARBOR DR	\$192.00	
355401035	30266 LITTLE HARBOR DR	\$192.00	
355401036	30250 LITTLE HARBOR DR	\$192.00	
355402001	24190 N CANYON LAKE DR	\$192.00	
355402002	24218 N CANYON LAKE DR	\$192.00	
355402003	24240 N CANYON LAKE DR	\$192.00	
355402004	30181 LITTLE HARBOR DR	\$192.00	
355402005	30157 LITTLE HARBOR DR	\$192.00	
355402006	30135 LITTLE HARBOR DR	\$192.00	
355403001	30148 LITTLE HARBOR DR	\$192.00	
355403002	30164 LITTLE HARBOR DR	\$192.00	
355403003	30178 LITTLE HARBOR DR	\$192.00	
355403004	30192 LITTLE HARBOR DR	\$192.00	
355403005	30206 LITTLE HARBOR DR	\$192.00	
355403006	30220 LITTLE HARBOR DR	\$192.00	
355403007	30236 LITTLE HARBOR	\$192.00	
355403008	24300 N CANYON LAKE DR	\$192.00	
355403009	30287 SKIPJACK DR	\$192.00	
355403010	30275 SKIPJACK DR	\$192.00	
355403011	30257 SKIPJACK DR	\$192.00	
355403012	30231 SKIPJACK DR	\$192.00	
355403013	30205 SKIPJACK DR	\$192.00	
355403014	30189 SKIPJACK DR	\$192.00	
355403015	30173 SKIPJACK DR	\$192.00	
355403016	30155 SKIPJACK DR	\$192.00	
355404002	30298 SKIPJACK DR	\$192.00	
355404003	30288 SKIPJACK DR	\$192.00	
355404004	30276 SKIPJACK DR	\$192.00	
355404005	30262 SKIPJACK DR	\$0.00	Y
355404006	30248 SKIPJACK DR	\$0.00	Y
355404007	30234 SKIPJACK DR	\$192.00	
355404008	30220 SKIPJACK DR	\$192.00	
355404009	30206 SKIPJACK DR	\$192.00	

CITY OF CANYON LAKE
 EMS FEE PRELIMINARY ROLL
 FISCAL YEAR 2023-24

MAY 30, 2023

355404010	30192 SKIPJACK DR	\$192.00	
355404011	30178 SKIPJACK DR	\$192.00	
355404012	30164 SKIPJACK DR	\$192.00	
355411001	24105 CRUISE CIR	\$192.00	
355411002	24119 CRUISE CIRCLE DR	\$192.00	
355411003	24131 CRUISE CIRCLE DR	\$192.00	
355411004	24143 CRUISE CIRCLE DR	\$192.00	
355411006	24167 CRUISE CIRCLE DR	\$192.00	
355411007	24177 CRUISE CIRCLE DR	\$0.00	Y
355411008	24189 CRUISE CIRCLE DR	\$192.00	
355411009	24211 CRUISE CIRCLE DR	\$192.00	
355411010	24229 CRUISE CIRCLE DR	\$192.00	
355411011	24245 CRUISE CIRCLE DR	\$192.00	
355411012	24297 CRUISE CIRCLE DR	\$192.00	
355411013	24346 CRUISE CIRCLE DR	\$192.00	
355411014	24328 CRUISE CIRCLE DR	\$192.00	
355411015	24314 CRUISE CIRCLE DR	\$192.00	
355411016	24298 CRUISE CIRCLE DR	\$192.00	
355411017	24282 CRUISE CIRCLE DR	\$192.00	
355411018	24270 CRUISE CIRCLE DR	\$192.00	
355411019	24256 CRUISE CIRCLE DR	\$192.00	
355411020	24242 CRUISE CIRCLE DR	\$192.00	
355411021	24228 CRUISE CIRCLE DR	\$192.00	
355411022	24214 CRUISE CIRCLE DR	\$192.00	
355411023	24192 CRUISE CIRCLE DR	\$192.00	
355411024	24180 CRUISE CIRCLE DR	\$192.00	
355411027	30416 HARBOR CIR	\$192.00	
355411028	30400 HARBOR CIR	\$192.00	
355411029	30415 HARBOR CIR	\$192.00	
355411030	30425 HARBOR CIR	\$192.00	
355411031	30431 HARBOUR CIR	\$192.00	
355411032	30445 HARBOR CIR	\$192.00	
355411033	24160 CRUISE CIRCLE DR	\$192.00	
355411034	24150 CRUISE CIRCLE DR	\$192.00	
355411035	24140 CRUISE CIR	\$192.00	
355411036	24130 CRUISE CIRCLE DR	\$192.00	
355411037	24120 CRUISE CIRCLE DR	\$192.00	
355411038	24108 CRUISE CIRCLE DR	\$192.00	
355411039	24144 CONTINENTAL DR	\$192.00	
355411040	24128 CONTINENTAL DR	\$192.00	
355411041	24112 CONTINENTAL DR	\$192.00	
355411042	30450 COMANCHE CIR	\$192.00	
355411043	30430 COMANCHE CIR	\$192.00	
355411044	30416 COMANCHE CIR	\$192.00	
355411045	30400 COMANCHE CIR	\$192.00	
355411046	30401 COMANCHE CIR	\$192.00	
355411047	30419 COMANCHE CIR	\$192.00	
355411048	30451 COMANCHE CIR	\$192.00	
355411049	24068 CONTINENTAL DR	\$192.00	
355411050	24056 CONTINENTAL DR	\$192.00	
355411051	24036 CONTINENTAL DR	\$192.00	
355411053	30446 HARBOR CIR	\$0.00	Y
355411054	30430 HARBOR CIR	\$0.00	Y
355411055	24048 CRUISE CIRCLE DR	\$192.00	

CITY OF CANYON LAKE
EMS FEE PRELIMINARY ROLL
FISCAL YEAR 2023-24

MAY 30, 2023

355411056	24064 CRUISE CIRCLE DR	\$192.00	
355411057	24080 CRUISE CIR	\$192.00	
355411058	24145 CONTINENTAL DR	\$192.00	
355411059	24097 CONTINENTAL DR	\$192.00	
355411060	24081 CONTINENTAL DR	\$192.00	
355411061	24061 CONTINENTAL DR	\$192.00	
355411062	24097 CRUISE CIRCLE DR	\$192.00	
355411063	24081 CRUISE CIRCLE DR	\$192.00	
355411064	24067 CRUISE CIRCLE DR	\$192.00	
355411065	24051 CRUISE CIRCLE DR	\$192.00	
355420004	24319 CANYON LAKE DR UNIT 1 1	\$192.00	
355420005	24319 CANYON LAKE DR UNIT 2 2	\$192.00	
355420006	24319 CANYON LAKE DR UNIT 3 3	\$192.00	
355420007	24319 CANYON LAKE DR UNIT 4 4	\$0.00	Y
355420008	24319 CANYON LAKE DR UNIT 5 5	\$192.00	
355420009	24319 CANYON LAKE DR UNIT 6 6	\$192.00	
355420010	24319 CANYON LAKE DR UNIT 7 7	\$0.00	Y
355420011	24319 N CANYON LAKE DR UNIT 8	\$192.00	
355420012	24319 CANYON LAKE DR UNIT 9 9	\$192.00	
355420013	24319 CANYON LAKE DR UNIT 10 10	\$192.00	
355420014	24311 CANYON LAKE DR UNIT 11 11	\$192.00	
355420015	24311 CANYON LAKE DR UNIT 12 12	\$192.00	
355420016	24311 CANYON LAKE DR UNIT 13 13	\$192.00	
355420017	24311 CANYON LAKE DR UNIT 14 14	\$192.00	
355420018	24311 CANYON LAKE DR UNIT 15 15	\$192.00	
355420019	24311 CANYON LAKE DR UNIT 16 16	\$192.00	
355420020	24311 CANYON LAKE DR UNIT 17 17	\$192.00	
355420021	24311 CANYON LAKE DR UNIT 18 18	\$192.00	
355420022	24311 CANYON LAKE DR UNIT 19 19	\$192.00	
355420023	24321 CANYON LAKE DR UNIT 20 20	\$0.00	Y
355420024	24321 CANYON LAKE DR UNIT 21 21	\$0.00	Y
355420025	24311 CANYON LAKE DR UNIT 22 22	\$192.00	
355420026	24311 CANYON LAKE DR UNIT 23 23	\$192.00	
355420027	24311 CANYON LAKE DR UNIT 24 24	\$192.00	

APN #/ADDRESSES FY2020-2021	AMOUNT
355092025	\$1483
23660 CREW CIRCLE DR LAKEE ELSINORE, CA 92530	\$1483
355392002	\$1483
31864 RAILROAD CANYON RD UNIT A	\$1483
31936 ROSEWOOD COURT LAKE ELSINORE, CA 92532	\$1483
355146001	\$1483
16761 VIEWPOINT LANE CITY OF HUNNINGTON BEACH, CA 92647	\$1483
9100 SYDNEY BLUE, CORONA, CA 92883	\$1483
36395 TANSY COURT LAKE ELSINORE, CA 92532	\$1483
26734 PEACH STREET PERRIS, CA 92570	\$1483
353270010	\$1483
353072003	\$1483
24228 CREW CIRCLE DRIVE LAKE ELSINORE, CA 92530	\$1483
25703 MOTT CIRCLE MENIFEE, CA 92586	\$1483
33517 IRIS LANE MURRIETA, CA 92563	\$1483
29426 SHADY LANE MURRIETA, CA 92562	\$1483
355044006	\$1483
1354 RESORT LANE POMONA, CA 91768	\$1483
400 N YALE ST HEMET, CA 92545	\$1483
354120007	\$1483
353112044	\$1483
13718 WEEPING WILLOW COURT CORONA, CA 92880	\$1483
1500 NORTH HARBOR BVD R2 SANTA ANA, CA 92703	\$1483
30350 CORALIUM WAY MENIFEE, CA 92584	\$1483
355042004	\$1483
29850 AVENIDA DE LAS FLORES MENIFEE, CA 92587	\$1483
29366 3RD STREET LAKE ELSINORE, CA 92532	\$1483
353192024	\$1483

APN #/ADDRESSES FY2020-2021	AMOUNT
53653 DENNY DRIVE ANZA, CA 92539	\$1483
12745 VIA DONADA DEL MAR, CA 92014	\$1483
27701 MURRIETA ROAD #186 MENIFEE, CA 92586	\$1483
33296 CALLE CANTU TEMECULA, CA 92592	\$1483
15172 GRAND AVE APT. 1 LAKE ELSINORE, CA 92530	\$1483
25069 COUNTRY FAIR DRIVE MENIFEE, CA 92584	\$1483
43614 WALDEN WAY HEMET, CA 92544	\$1483
355092025	\$1483
11721 EAST MEADOW DRIVE, MAYER, AZ 86333	\$1483
25100 VISTA MURRIETA MURRIETA, CA 92562	\$1483
29818 ABANIETA MENIFEE, CA 92586	\$1483
355211026	\$1483
2143 LAVENDER COURT SAN JACINTO, CA 92582	\$1483
1505 EAGLE STREET BELLEFONTAINE, OH 43311	\$1483
24080 TIMBER FARM DRIVE MENIFEE, CA 92587	\$2966
355092025	\$2966
23705 BOUQUET CANYON PLACE MORENO VALLEY, CA 92557	\$1483
27390 PEACH STREET PERRIS, CA 92570	\$1483
803 CANARY CT LAKE ELSINORE, CA 92530	\$1483
42200 MORAGA STE 21B TEMECULA, CA 92591	\$1483
3189 JANE ST RIVERSIDE, CA 92506-4364	\$1483
32897 PRESCIENT AVE LAKE ELSINORE, CA 92587	\$1483
1455 W 17TH STREET SAN BERNARDINO, CA 92411	\$1483
25742 DAY LILY MURRIETA, CA 92563	\$1,458.00
351171039	\$1,112.22
355262020	\$1483

APN #/ADDRESSES FY2020-2021	AMOUNT
355251012	\$1483
354120010	\$1483
353202012	\$1235.80
353083006	\$1483
28335 HAMPSHIRE MENIFEE, CA 92587	\$1483
354212003	\$1483
353112018	\$1483



ITEM NO. 9

STAFF REPORT

TO: Honorable Mayor and Members of the City Council

FROM: Nicole Dailey, City Manager

BY: Cory Gorham, Management Analyst

DATE: June 14, 2023

SUBJECT: Adoption of a Resolution Authorizing the Revised ARPA Work Program, the Execution of all Necessary Program Documents, and the Necessary Budget Adjustments Related Thereto

Recommendation

Adopt Resolution 2023-23 authorizing the revised ARPA Work Program, the execution of all necessary program documents, and the necessary budget adjustments related thereto.

Background

On March 2, 2022, City Council approved Resolution 2022-14 which authorized the acceptance of Coronavirus State and Local Fiscal Recovery Funds established by the American Rescue Plan Act of 2021 in the amount of \$2,698,416, the execution of an ARPA Work Program, and the necessary budget adjustments related thereto. On September 14, 2022, staff provided a status update on expenditures related to the ARPA Work Program. ARPA funds for local governments must be “obligated by” December 31, 2024, and “expended” by December 31, 2026.

Discussion

As part of this year’s budgeting process, staff has been asked again for an update on expenditures related the ARPA Work Program. This item is intended to provide another status update on expenditures, completed programs, and to seek Council approval of staff’s recommendation to reallocate ARPA Work Program funds based on this year’s City Council’s goals.

WORK PROGRAM EXPENDITURE UPDATES

- **Capital Improvement Projects**
 - City Hall Renovation Project – \$105,740 of the allocated \$1,300,000 has been spent. The City entered into an agreement with an architect, Holt Architecture,

to develop a Master Plan of interior improvements for the current City Hall building. This agreement is for an amount not-to-exceed \$105,740 and is authorized in compliance with Resolution 2022-14. The Master Plan will take into consideration building system and infrastructure improvements, phasing/sequencing of separate interior renovations and ADA improvements, with a priority on the new Council Chambers to be in the space formerly occupied by the Canyon Lake Library. 3D/BIM scanning was recently completed which will assist the design team in creating an As-Built Revit model of the existing facility including above ceiling systems. This model will serve as the basis of all design efforts throughout the Master Plan and future projects. It will also encompass changes/upgrades to the layout and functionality of the offices and public areas of City Hall.

- Fire Station Upgrades/Equipment – \$267,425.58 of the allocated \$300,000 has been used to further upgrade Canyon Lake Fire Station 1. Examples of equipment and upgrades purchased so far include training props (Rescue Randy dummy, forcible door entry, ceiling, garage, and roof props, etc.), gym equipment, breathing apparatus bottles, and various furniture. Since the last update in September, additional purchases have gone towards the remodel of both bathrooms, a diesel exhaust extraction system, a new washer and dryer, new equipment for the reserve engine, and new apparatus bay doors.
- Repairs to 31542 Railroad Canyon Road – \$50,000 of the allocated \$210,000 has been spent to repair damaged drywall in multiple units and to paint the exterior of the building. Additional work to be done includes interior painting, electrical improvements, and HVAC upgrades.
- City Enforcement Boat Dock – \$0 of the allocated \$80,000 has been spent. Two proposals have been received; however, the projected project cost was higher than anticipated.

- **Vehicle Acquisition**

- Replacement for Yukon – \$64,264.25 of the allocated \$70,000 has been used to purchase a 2022 Dodge Ram Truck and to have the City graphics applied. The City has received an estimate in the amount of \$7,945.99 to outfit the truck with emergency lights and sirens so that it may be used while responding to emergencies and as a backup for Fire Department command vehicles.
- New Code Enforcement Vehicle – \$62,980.30 of the allocated \$70,000 has been spent to purchase a new 2022 Jeep Gladiator for the Code Enforcement Department. The Jeep has been outfitted with emergency lights, sirens, and City graphics.
- Replacement for Sierra – \$67,202.36 of the allocated \$70,000 has been used to purchase a 2022 Ford Explorer. The Explorer has been outfitted with emergency lights, sirens, and City graphics so that it may be used while

responding to emergencies and as a backup for Fire Department command vehicles.

- **First Responder Premium Pay** – \$40,000 of the allocated \$55,000 was used to provide a one-time lump sum payment in the amount of \$5,000 to each safety employee of the Canyon Lake Fire Department who has been on active duty during the COVID-19 pandemic.
- **Assistance to Small Businesses/Individuals**
 - Small Business Emergency Relief Grants – \$10,000 of the allocated \$75,000 has been awarded to Canyon Lake small businesses. The City of Canyon Lake, facilitated through the Canyon Lake Chamber of Commerce, received two applications from local businesses. One business met the grant application requirements and was awarded a grant of \$10,000.
 - Small Business Assistance Grants – \$0 of the allocated \$45,000 has been awarded to Canyon Lake small businesses. The City of Canyon Lake, facilitated through the Canyon Lake Chamber of Commerce, received 4 applications from local businesses. Unfortunately, the applicants were not able to meet the grant application requirements.
 - Community E-Gift Card Program – All \$15,000 of allocated funds were applied towards the Canyon Cash e-gift program administered by the Canyon Lake Chamber of Commerce. This program allowed consumers to purchase an e-gift card and receive “bonus cash” from the allocated funds in varying amounts. The e-gift card can only be used at local Canyon Lake business that have registered. As of June 1, 2023, the available balance of “bonus cash” was depleted. The total dollar figure (including gift card purchases and bonus cash issued) infused back into Canyon Lake businesses was \$39,985.64.
 - Chamber of Commerce - Business Support Programs – All \$12,000 has been paid to the Canyon Lake Chamber of Commerce for assisting the City with administering the two small business grant programs and the Community E-Gift Card Program.
- **Other Government Services**
 - Junior Lifeguard Program Bus Rental – \$4,920 of the allocated \$10,000 has been spent. During the summer of 2022, Canyon Lake youth were transported to Lake Perris to participate in a new Jr. Lifeguard Program. The remaining funding will be allocated toward transport for the 2023 program and rental.
 - HdL Consulting Services – \$22,175 of the allocated \$60,000 for the consulting services of HdL has been spent. HdL assisted in the formulation and execution of the ARPA Work Program.

- Law Enforcement Services Contract with Riverside County Sheriff – All \$326,416 has been applied towards the City’s contract with the County of Riverside for law enforcement services provided by the Riverside County Sheriff’s Department.

PROPOSED WORK PROGRAM CHANGES

To ensure that funds are expended timely and appropriately, staff is recommending several changes to the ARPA Work Program based on feedback from the City Council including adding new programs and reappropriating unspent funds from previous programs. The major changes to the Work Program are as follows:

New Programs

- Small Business Support - \$20,000 toward another community e-gift card program as well as a City hosted series of events to support our small businesses and attract consumers to our Towne Center. The community e-gift card program will offer gift cards to residents that can be redeemed at Canyon Lake participating businesses. Residents who purchase a gift card will receive a bonus gift card from the City. Preliminary discussions on the events are focused on bringing in hot rods / classic cars, having vendors booths, food booths, and a beer garden in the Towne Center during the upcoming summer months in a farmers market style setting.
- Economic Development / Towne Center Marketing - \$65,000 toward promoting and implementing the Towne Center Specific Plan, marketing the Towne Center, and conducting economic development studies that will aid in understanding the existing uses and ownership, revenue generation opportunities, market acceptance and retail performance, consumer demographics, as well as mid-term and long-term possibilities for future economic development opportunities for the Towne Center.
- Fire Station Architectural Design - \$60,000 toward hiring an architect to conduct 3D modeling and provide a structural assessment of the Fire Station. The assessment will help identify options for future expansion and the opportunities and challenges related thereto. This assessment will also aid in the development of a long-term capital improvement project plan for the Station, which can be used to pursue grant funding opportunities in the future.
- Fire Chief Bonus Payments - \$35,000 toward performance bonuses for the Fire Chief and Battalion Chief for meeting and exceeding all goals related to opening and operating the Fire Station in its first year.

Reappropriate Unspent Funds

- Law Enforcement Services – Increase the program allocation by \$1,284,692.10 for a total budget amount of \$1,611,108.10. The increase will result in a savings in our FY 23-24 operating budget. The operating budget funds saved will then be designated for capital project funding in the City’s future capital improvement plan. The capital improvement plan will be presented to Council in July. City staff is also in the midst of

entering into an agreement with Jacob Green and Associates for \$92,200 for a Law Enforcement Services Study to evaluate what, if any, alternative approaches the City should consider for law enforcement services.

- City Hall Renovation Project – \$1,194,260 to be applied towards Law Enforcement Services. This project will instead be funded through capital project funding, which will be presented to the City Council as part of a Capital Improvement Plan in July 2023.
- Fire Station Upgrades / Equipment – Increase the program allocation by an additional \$30,000 due to unanticipated costs associated with the bathroom remodel and an increase in cost for the apparatus bay doors. This increase would bring the funding total to \$330,000.
- Repairs 31542 Railroad Canyon Road – Decrease the program allocation by \$50,000 and reappropriate these funds to Law Enforcement Services. The total budget allocation for this program would be \$160,000.
- City Enforcement Boat Dock – Due to higher than anticipated costs and a change in priorities, this project will be eliminated. The \$80,000 remaining balance will be reappropriated to the Fire Station Architectural Design and to Law Enforcement Services.
- First Responder Premium Pay – The \$15,000 remaining balance to be reappropriated to the Small Business Support program as well as Law Enforcement Services.
- Small Business Emergency Relief Grant – The \$65,000 remaining balance to be reappropriated to the Economic Development / Towne Center Marketing program.
- Small Business Assistance Grant – The \$45,000 remaining balance to be reappropriated to the Small Business Support Program as well as the Fire Chief Bonus Payments.
- HDL Consulting Services – The \$37,825 remaining balance to be reappropriated to the Fire Station Upgrades / Equipment Program as well as Law Enforcement Services.

Fiscal Impact

No net impact to the General Fund. Of the original \$2,698,416 ARPA allocation the remaining balance of \$1,748,086.52 will be expended prior to the December 31, 2026, deadline.

Attachments

1. Resolution No. 2023-23
2. ARPA Funds Reappropriation Table

ATTACHMENT 1

RESOLUTION NO. 2023-23

A RESOLUTION OF THE CITY COUNCIL OF THE CITY OF CANYON LAKE, CALIFORNIA, AUTHORIZING THE REVISED ARPA WORK PROGRAM, THE EXECUTION OF ALL NECESSARY PROGRAM DOCUMENTS, AND THE NECESSARY BUDGET ADJUSTMENTS RELATED THERETO

WHEREAS, on March 11, 2021, the American Rescue Plan Act of 2021 was signed into law and allocated Three Hundred and Fifty Billion Dollars (\$350,000,000,000) of Coronavirus State & Local Fiscal Recovery Funds (“SLFRF”) to state, local, territorial, and tribal governments to bolster their response to the COVID-19 emergency and its economic impacts; and

WHEREAS, on May 10, 2021, the U.S. Department of Treasury announced the launch of the Coronavirus State and Local Fiscal Recovery Funds program, and

WHEREAS, eligible categories of SLFRF expenditures include response to the public health emergency and its negative economic impacts, provision of services to disproportionately impacted communities, premium pay for essential workers, necessary investments in water, sewer, and broadband infrastructure, and replacement of lost public sector revenue; and

WHEREAS, the City of Canyon Lake (“City”) was allocated Two Million Six Hundred Ninety-Eight Thousand Four Hundred Sixteen Dollars (\$2,698,416) (“SLFRF Allocation”) and must comply with SLFRF program requirements; and

WHEREAS, the SLFRF Allocation must be obligated by December 31, 2024, and expended by December 31, 2026.

WHEREAS, pursuant to Section 35.6(d) of the Final Rule promulgated by the United States Department of the Treasury for the Coronavirus State and Local Fiscal Recovery Funds (31 CFR Part 35 RIN 1505-AC77), (“Final Rule”) “[a] recipient may use funds for the provision of government services to the extent of the reduction in the recipient’s general revenue due to the public health emergency... [t]he reduction in the recipient’s general revenue due to the public health emergency over the period of performance will be deemed to be ten million dollars.”

NOW, THEREFORE, THE CITY COUNCIL OF THE CITY OF CANYON LAKE DOES RESOLVE AS FOLLOWS:

Section 1. The foregoing recitals are true and correct.

Section 2. That the City Council authorizes and directs the City Manager, or her designee, to make any necessary expenditure budget adjustments to the American Rescue Plan Act Fund for the projects established below:

2.1 Capital Improvement Projects

City Hall Renovation Project	\$105,740
Fire Station Upgrades/Equipment	\$330,000
Repairs – 31542 Railroad Canyon Rd.	\$160,000
Fire Station Architectural Design	\$60,000
TOTAL	\$655,740

2.2 Vehicle Acquisition

Replacement for Yukon	\$72,210.24
Replacement for Sierra	\$67,202.36
New Code Enforcement Vehicle	\$62,980.30
TOTAL	\$202,392.90

2.3 First Responder Premium Pay

Fire Department Premium Pay	\$40,000
TOTAL	\$40,000

2.4 Assistance to Small Businesses/Individuals

Small Business Support	\$20,000
Small Business Emergency Relief Grants	\$10,000
Community E-Gift Card Program	\$15,000
Chamber of Commerce - Business Support Programs	\$12,000
TOTAL	\$57,000

2.5 Other Government Services

Economic Development / Towne Center Marketing	\$65,000
Junior Lifeguard Program Bus Rental	\$10,000
HdL Consulting Services	\$22,175
Law Enforcement Services	\$1,611,108.10
TOTAL	\$1,708,283.10

2.6 Fire Chief Bonus Payments

Fire Chief Bonus Payments	\$35,000
TOTAL	\$35,000

2.7 Total American Rescue Plan Fund Expenditures

Capital Improvement Projects	\$655,740
Vehicle Acquisition	\$202,392.90
First Responder Premium Pay	\$40,000
Assistance	\$57,000
Other Government Services	\$1,708,283.10
Fire Chief Bonus Payments	\$35,000
TOTAL	\$2,698,416

Section 3. That the City Council authorizes the City Manager to execute contracts and contract amendments in amounts not to exceed \$150,000 per contract or amendment to implement the programs established above, provided that the City Manager shall report on any contract or contract amendment executed in excess of \$50,000 to the City Council at the next regularly scheduled meeting.

PASSED, APPROVED, AND ADOPTED on this 14th day of June, 2023.

Jeremy Smith, Mayor

ATTEST:

Sheryl Garcia, MMC
City Clerk

ATTACHMENT 2

Program Name	Status	Budget (Original)	Amounts expended through May 31	Remaining Balance	Recommendation	Budget (Amended)
City Hall Renovation Project	Open	\$ 1,300,000.00	\$ 105,740.00	\$ 1,194,260.00	Reappropriate funds to Law Enforcement Services.	\$ 105,740.00
Fire Station Upgrades / Equipment	Open	\$ 300,000.00	\$ 267,425.58	\$ 32,574.42	Increase program allocation by \$30,000.	\$ 330,000.00
Repairs - 31542 Railroad Canyon Road	Open	\$ 210,000.00	\$ 50,000.00	\$ 160,000.00	Reappropriate \$50,000 to Law Enforcement Services.	\$ 160,000.00
City Enforcement Boat Dock	Closed	\$ 80,000.00	\$ -	\$ 80,000.00	Reappropriate remaining balance of \$80,000. \$60,000 to Fire Station Architectural Design. \$20,000 to Law Enforcement Services.	\$ -
Replacement for Yukon (2022 Dodge Ram)	Open	\$ 70,000.00	\$ 72,210.24	\$ (2,210.24)	Increase program allocation by \$2,210.24. This increase is based on an estimate received to install lights, sirens, and radio.	\$ 72,210.24
Replacement for Sierra (2022 Ford Explorer)	Complete	\$ 70,000.00	\$ 67,202.36	\$ 2,797.64	Reappropriate remaining balance of \$2,797.64 to cover the Yukon overage of \$2,210.24. The remaining balance of \$587.43 will be applied to the Law Enforcement Services.	\$ 67,202.36
New Code Enforcement Vehicle (2022 Jeep Gladiator)	Complete	\$ 70,000.00	\$ 62,980.30	\$ 7,019.70	Reappropriate remaining balance of \$7,019.67 to the Law Enforcement Services.	\$ 62,980.30
First Responder Premium Pay	Complete	\$ 55,000.00	\$ 40,000.00	\$ 15,000.00	Reappropriate remaining balance of \$15,000. \$10,000 to Small Business Support. \$5,000 to the Law Enforcement Services.	\$ 40,000.00
Small Business Emergency Relief Grant	Complete	\$ 75,000.00	\$ 10,000.00	\$ 65,000.00	Reappropriate remaining balance of \$65,000 to Economic Development / Towne Center Marketing.	\$ 10,000.00
Small Business Assistance Grant	Complete	\$ 45,000.00	\$ -	\$ 45,000.00	Reappropriate remaining balance of \$45,000. \$35,000 to the Fire Chief Bonus Payments program. \$10,000 to Small Business Support.	\$ -
Community E-Gift Card Program	Complete	\$ 15,000.00	\$ 15,000.00	\$ -	-	\$ 15,000.00
Chamber of Commerce	Complete	\$ 12,000.00	\$ 12,000.00	\$ -	-	\$ 12,000.00

Program Name	Status	Budget (Original)	Amounts expended through May 31	Remaining Balance	Recommendation	Budget (Amended)
Jr. Lifeguard Program Bus Rental	Open	\$ 10,000.00	\$ 4,920.00	\$ 5,080.00	Use remaining balance to pay for 2023 bus transportation to Lake Perris for Canyon Lake Jr. Lifeguard Program	\$ 10,000.00
HDL Consulting Services	Complete	\$ 60,000.00	\$ 22,175.00	\$ 37,825.00	Reappropriate remaining balance of \$37,825. \$30,000 to the Fire Station Upgrades / Equipment Program and \$7,825 to the Law Enforcement Services.	\$ 22,175.00
Law Enforcement Services	Open	\$ 326,416.00	\$ 326,416.00	\$ -	Increase program allocation by \$1,390,432.10.	\$ 1,611,108.10
Small Business Support	New	\$ -		\$ -	Approve new program.	\$ 20,000.00
Fire Chief Bonus Payments	New	\$ -		\$ -	Approve new program.	\$ 35,000.00
Fire Station Architectural Design	New	\$ -		\$ -	Approve new program.	\$ 60,000.00
Economic Development / Towne Center Marketing	New	\$ -		\$ -	Approve new program.	\$ 65,000.00
		\$ 2,698,416.00	\$ 1,056,069.48	\$ 1,642,346.52		\$ -
						\$ 2,698,416.00



STAFF REPORT

TO: Honorable Mayor and Members of the City Council

FROM: Nicole Dailey, City Manager

BY: Terry Shea, Finance Director

DATE: June 14, 2023

SUBJECT: Adopt a Resolution Adopting the Budget, Appropriating Revenue and Establishing the Appropriations Limit for Fiscal Year 2023-2024; and Adopt a Resolution Approving the Salary and Wage Schedule for Employees of the City of Canyon Lake for Fiscal Year 2023-24

Recommendation

(1) Adopt Resolution No. 2023-24 approving the budget, appropriating revenue, and establishing the appropriations limit for Fiscal Year 2023-24; and authorizing the City Manager to execute contracts per the budget and Municipal Code; and (2) adopt Resolution No. 2023-25 Approving the Salary and Wage Schedule for Employees of the City of Canyon Lake for Fiscal Year 2023-24.

Background

On May 10, 2023, City staff presented a draft Fiscal Year 2023-24 budget to the City Council for review and feedback. This presentation included proposed objectives for each department that align with the City Council's 2023 goals approved in January 2023.

Discussion

The attached Proposed Budget for Fiscal Year 2023-24 is presented to the City Council for review and approval.

The Proposed General Fund revenues are estimated at \$7,572,474, which is an increase of \$331,744 over the previous Fiscal Year budget. Estimated General Fund expenditures are \$7,534,617, an increase of \$694,535 over the previous Fiscal Year Budget. The Proposed Budget reflects General Fund Revenues over Expenditures of \$37,587 for Fiscal Year 2023-24.

As part of the Budget adoption, City Staff is presenting a Fund Balance Policy to address the size of the reserves set aside for operations, contingencies, emergencies, and capital asset replacement.

Based on recent economic trends including significant inflation, staff have taken a conservative approach to this year's budget. As a result, the proposed budget does not include revenues associated with the Commercial Cannabis Business Community Benefits and Neighborhood Compatibility Agreement executed in November of 2022. This agreement projects approximately \$1.2 million in additional revenues from the agreed upon Community Benefit Payments. Adjustments associated with this new funding source will be presented at Mid-Year.

The following changes have been made from the Draft Budget presented at the City Council meeting of May 10, 2023:

- An increase in the City Manager's Department for a part-time Senior Administrative Assistant to serve as the previously approved Special Event Coordinator position with salary and benefits of \$28,665.
- An increase of \$2,500 in account 10-310-6610 Professional Services for additional anticipated costs for the City's website.
- A decrease in salaries of \$33,459 in account 10-421-6020 Salaries FD Management, for bonuses, the amount is being added to the ARPA expenditures in Fund 27.
- An increase of \$3,695 in account 10-550-6840 Liability Property Insurance based on an updated cost estimate provided by PERMA.
- An increase of \$3,000 in account 10-000-4900 Interest Income based on an increase in rates of returns on new investments purchased.
- Updated ARPA expenditures in the Miscellaneous Grants Fund.

The major changes from the City's Fiscal Year 2022-23 Budget are as follows:

- An increase in tax revenues of \$221,000 with the largest projected increase in Utility Users Tax and Property Tax VLF due to higher utility costs and assessed valuations and an increase in actual revenues in FY 2022-23.
- An increase in License, Permits & Fees of \$76,000 with the largest increase in the new Construction/Building Permit Fees due to an increase in activity and the newly adopted fees that are now in place for the new fiscal year.
- The Proposed Budget for staff salaries includes a cost-of-living increase of 3.50% and a planned merit increase of 5.00% for an increase in salaries and benefits of \$330,000.
- The City Attorney Budget includes additional costs for general services, potential litigation, and Code Enforcement cases with an offset of \$25,000 for potential revenue recovery.
- The Finance Department Budget includes two full-time positions as the prior year had only one full-time and one part-time position.
- The Building & Facilities Maintenance Department budget increased by \$154,580. This included moving the utilities and landscape maintenance costs for the Fire Department to this fund to be consistent with other departments and City facilities. In addition, insurance costs increased by \$99,055 including \$52,800 for Workers Compensation, which were previously budgeted in each individual Department. This was moved to consolidate these redundant costs across departments into a central fund. As a result of these changes, the budget amounts for these items were reduced equally in their respective budgets.

The Proposed Budget presented does not address any capital costs for improvements, as Staff will develop a CIP Budget for the July 12, 2023, City Council meeting. Feedback is sought at this meeting and any direction given by the City Council will be incorporated into the final Budget.

Fiscal Impact

See attached Proposed Budget document.

Attachments

1. Fiscal Year 2023-24 Proposed Budget
2. Resolution No. 2023-24 Approving the Budget
3. Resolution No. 2023-25 Approving Salary and Wage Schedules

ATTACHMENT 1

**City of Canyon Lake
Revenue Summary by Fund
Fiscal Year 2023-24**

Fund Type & Name	Actual Revenue 2020-21	Actual Revenue 2021-22	Budgeted Revenue 2022-23	Proposed Revenue 2023-24
GENERAL FUND				
General Fund	\$ 7,056,204	\$ 7,373,395	\$ 7,241,000	\$ 7,572,474
SPECIAL REVENUE FUNDS				
Gas Tax	450,595	471,218	558,990	597,889
Measure A	286,579	272,651	263,000	271,000
AQMD Trust	14,330	12,639	13,550	14,400
Law Enforcement Grants	156,727	161,285	160,000	160,000
Miscellaneous Grants (ARPA)	-	531,651	1,349,208	1,756,032
TOTAL SPECIAL REVENUE	\$ 908,231	\$ 1,449,444	\$ 2,344,748	\$ 2,799,321
ENTERPRISE FUND				
Rental Fund	\$ 71,147	\$ 70,593	\$ 88,200	\$ 71,000
CAPITAL IMPROVEMENT FUND				
Capital Projects	\$ -	\$ -	\$ -	\$ -
TOTAL	\$ 8,035,582	\$ 8,893,432	\$ 9,673,948	\$ 10,442,795


**City of Canyon Lake
Revenue Sources by Type
Fiscal Year 2023-24**

Fund Type & Name	Actual Revenue 2020-21	Actual Revenue 2021-22	Budgeted Revenue 2022-23	Proposed Revenue 2023-24
GENERAL FUND				
Property Taxes	\$ 944,138	\$ 990,641	\$ 1,048,400	\$ 1,088,000
Property Taxes Fire	1,176,887	1,233,510	1,210,000	1,250,000
VLF Swap	996,594	1,045,690	1,066,600	1,160,000
Sales Tax	361,485	423,286	400,000	384,000
Utility Users Tax	1,023,300	1,154,317	1,050,000	1,150,000
Franchise Fees	584,976	596,228	604,100	624,500
Other Taxes	223,105	253,272	236,000	179,600
Fees for Services	1,456,292	1,550,174	1,494,800	1,570,600
Intergovernmental	150,480	72,638	58,800	60,300
Use of Money and Property	46,299	(95,814)	25,000	28,000
Fines and Forfeitures	33,245	20,814	21,300	22,474
Other Revenues	59,403	128,639	26,000	55,000
Total General Fund	\$ 7,056,204	\$ 7,373,395	\$ 7,241,000	\$ 7,572,474
SPECIAL REVENUE FUNDS				
Gas Tax				
Intergovernmental Revenue	\$ 450,913	\$ 489,970	\$ 556,990	\$ 595,889
Use of Money and Property	(318)	(18,752)	2,000	2,000
Measure A				
Intergovernmental Revenue	286,782	286,884	262,000	270,000
Use of Money and Property	(203)	(14,233)	1,000	1,000
AQMD Trust				
Intergovernmental Revenue	14,364	13,948	13,500	14,200
Use of Money and Property	(34)	(1,309)	50	200
Law Enforcement Grants				
Intergovernmental Revenue	156,727	161,285	160,000	160,000
Miscellaneous Grants Fund				
Intergovernmental Revenue	-	531,651	1,349,208	1,756,032
Total Special Revenue	\$ 908,231	\$ 1,449,444	\$ 2,344,748	\$ 2,799,321

**City of Canyon Lake
Revenue Sources by Type
Fiscal Year 2023-24**

Fund Type & Name	Actual Revenue 2020-21	Actual Revenue 2021-22	Budgeted Revenue 2022-23	Proposed Revenue 2023-24
ENTERPRISE FUND				
Rental Fund				
Use of Money and Property	\$ 71,147	\$ 70,593	\$ 88,200	\$ 71,000
CDBG	-	-	-	-
Total Enterprise	\$ 71,147	\$ 70,593	\$ 88,200	\$ 71,000
CAPITAL IMPROVEMENT FUND				
Capital Projects				
Intergovernmental Revenue	\$ -	\$ -	\$ -	\$ -
Other Revenues	-	-	-	-
Transfers In	-	-	-	-
Total Capital Projects	\$ -	\$ -	\$ -	\$ -
TOTAL	\$ 8,035,582	\$ 8,893,432	\$ 9,673,948	\$ 10,442,795

Revenue Summary by Type



**City of Canyon Lake
Fiscal Year 2023-24**

General Fund Revenue Detail

Code	Description	Actual 2020-21	Actual 2021-22	Budget 2022-23	Proposed 2023-24
Taxes					
4020	Base Property Tax (S)	\$ 866,029	\$ 906,145	\$ 963,000	\$ 1,001,000
4030	Base Property Tax (U)	37,180	43,297	40,000	41,600
4032	Property Tax Fire	1,176,887	1,233,510	1,210,000	1,250,000
4040	Homeowner-S Exemption Reimb	8,165	8,162	8,900	8,900
4050	Real Property Transfer Tax	156,471	163,228	156,000	93,600
4060	Property Tax-Py (S)	9,064	8,447	17,700	17,700
4070	Property Tax -Py (U)	-	691	2,000	2,000
4080	Property Tax 2345/Cur/Sup	16,373	9,518	11,800	11,800
4090	Property Tax 2345/Py/Sup	7,327	14,381	5,000	5,000
4705	Property Tax Vlf Swap	996,594	1,045,690	1,066,600	1,160,000
4100	Sales & Use Tax	361,485	423,286	400,000	384,000
4130	Utility Users Tax	1,023,300	1,154,317	1,050,000	1,150,000
4150	Franchise Fee - Cable Tv	140,324	139,396	144,000	136,000
4160	Transient Lodging Tax	66,634	90,044	80,000	86,000
4170	Edison Franchise Fee	126,634	138,575	138,000	156,000
4180	Refuse Disposal Franchise Fee	316,186	316,058	320,000	330,000
4190	So. Cal Gas Franchise Fee	1,832	2,199	2,100	2,500
	Subtotal Taxes	\$ 5,310,485	\$ 5,696,944	\$ 5,615,100	\$ 5,836,100
Licenses, Permits & Fees					
4200	Construction/Bldg Permit Fee	\$ 400,278	\$ 459,675	\$ 432,000	\$ 500,000
4201	CBSC Green Fees	823	1,006	900	1,200
4202	SMIP Fees	1,992	2,561	2,500	3,400
4220	Site Plan Review	28,996	16,328	20,000	20,000
4230	Miscellaneous Planning Fees	178	-	-	-
4231	Grading Fees	16,953	42,434	20,000	20,000
4250	Encroachment Fees	238	2,260	-	-
4420	Fire Plan Check Permits	-	7,934	-	10,000
4786	Cable Access Fee	28,128	27,946	29,000	28,000
4798	Stormwater Fees	986	11,698	-	10,000
4450	Foreclosure Fees	1,810	1,580	1,400	2,000
4400	Business License Fee	109,448	122,123	110,000	69,000
4405	EMS Subscription Program	792,067	799,259	802,000	840,000
4410	Residential Rental Registration	59,560	49,780	60,000	50,000
4415	Fire Life Safety Inspection Program	1,748	736	2,000	2,000
4794	Rental Inspection Fees	13,087	4,854	15,000	15,000
	Subtotal Licenses, Permits & Fees	\$ 1,456,292	\$ 1,550,174	\$ 1,494,800	\$ 1,570,600
Use of Money & Property					
4690	Library Lease Income	\$ 47,825	\$ 3,985	\$ -	\$ -
4900	Interest Income	(1,526)	(99,799)	25,000	28,000
	Subtotal Use of Money & Property	\$ 46,299	\$ (95,814)	\$ 25,000	\$ 28,000
Intergovernmental					
4700	Motor Vehicle License Fee	\$ 8,068	\$ 12,737	\$ 8,800	\$ 10,300
4590	Grant Revenues (Emergency)	-	21,084	7,000	7,000
4596	AVA Funds	-	-	8,000	8,000
4585	Grant Revenues CDBG	-	29,280	-	-
4593	Grant Revenues LEAP SB 2	6,594	9,537	35,000	35,000
4598	Cares Act Revenue	135,818	-	-	-
	Subtotal Intergovernmental	\$ 150,480	\$ 72,638	\$ 58,800	\$ 60,300
Fines & Forfeitures					
4600	Court, Vehicle & Parking Fees	\$ 33,245	\$ 20,814	\$ 21,300	\$ 22,474
Other Income					
4789	Code Enforcement Reimbursement	\$ -	\$ 5,100	\$ -	\$ 25,000
4790	Miscellaneous	29,497	110,618	20,000	24,000
4791	Insurance Reimbursements	23,996	8,550	-	-
4793	Veterans Donations	1,710	3,871	4,000	4,000
4796	Military Banner Program	4,200	500	2,000	2,000
		\$ 59,403	\$ 128,639	\$ 26,000.00	\$ 55,000
	TOTAL REVENUE	\$ 7,056,204	\$ 7,373,395	\$ 7,241,000	\$ 7,572,474

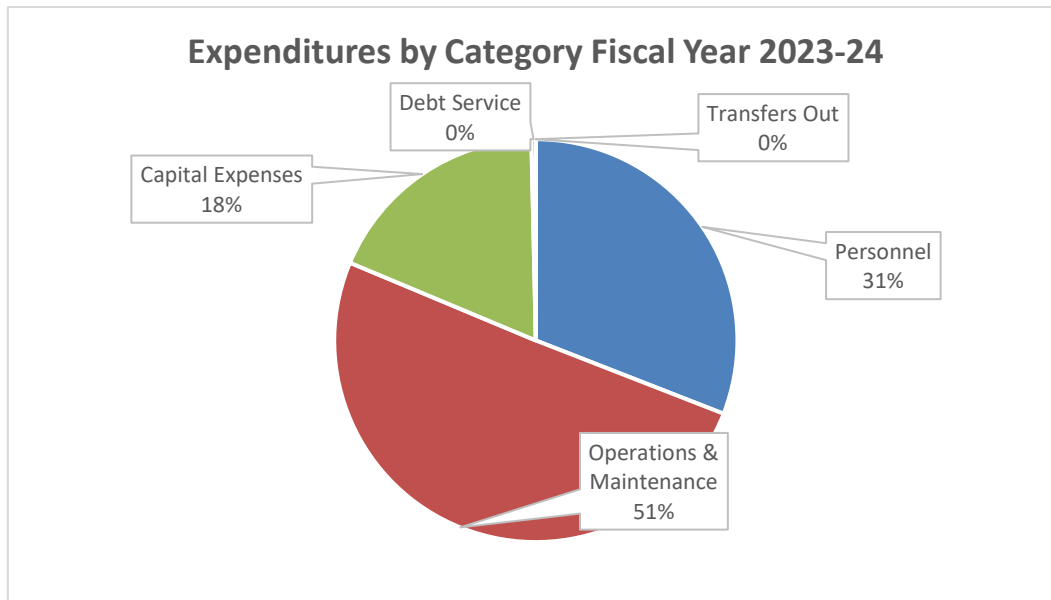
City of Canyon Lake Fiscal Year 2023-24				
General Fund Expenditure Detail				
Department	Actual 2020-21	Actual 2021-22	Budget 2022-23	Proposed 2023-24
City Council				
Personnel	\$ 21,490	\$ 19,534	\$ 19,840	\$ 19,340
Operations & Maintenance	71,215	121,439	141,625	153,975
City Attorney				
Operations & Maintenance	137,735	102,605	110,000	173,082
City Manager				
Personnel	448,859	504,250	607,965	614,393
Operations & Maintenance	334,163	325,013	192,880	219,860
City Clerk				
Personnel	137,402	139,608	194,240	188,231
Operations & Maintenance	79,144	59,272	96,450	69,150
Finance				
Personnel	86,034	90,570	124,496	207,276
Operations & Maintenance	79,441	163,785	197,885	168,695
Planning				
Operations & Maintenance	177,621	323,925	191,200	231,200
Building & Safety				
Personnel	-	144,296	193,538	223,277
Operations & Maintenance	405,791	138,301	83,200	143,950
Law Enforcement				
Operations & Maintenance	1,655,742	1,425,890	1,875,500	1,908,690
Capital Outlay	-	5,500	6,000	5,000
Fire (Riverside County)				
Operations & Maintenance	1,817,074	1,008,047	-	-
Capital Outlay	9,993	-	-	-
City Fire Department				
Personnel	-	632,754	1,219,983	1,421,948
Operations & Maintenance	-	327,167	515,190	507,855
Capital Outlay	-	700,675	44,000	20,250
Emergency Preparedness				
Operations & Maintenance	15,489	22,025	37,900	29,000
Animal Control				
Operations & Maintenance	145,981	139,745	151,290	173,320
Public Works				
Operations & Maintenance	3,706	4,239	10,000	15,000
NPDES				
Operations & Maintenance	83,404	99,831	127,000	133,500
Code Enforcement				
Personnel	278,664	264,120	313,120	355,421
Operations & Maintenance	32,016	48,251	43,050	47,200
Capital Outlay	-	-	1,000	-
Building & Facilities Maintenance				
Operations & Maintenance	134,264	252,807	326,730	485,005
Capital Outlay	21,727	10,518	16,000	20,000
Transfers Out	-	-	-	-
TOTAL EXPENDITURES	\$ 6,176,955	\$ 7,074,167	\$ 6,840,082	\$ 7,534,617

**City of Canyon Lake
Expenditure Summary by Fund
Fiscal Year 2023-24**

Fund Type & Name	Actual 2020-21	Actual 2021-22	Budget 2022-23	Proposed 2023-24
GENERAL FUND				
General Fund	\$ 6,176,955	\$ 7,074,167	\$ 6,840,082	\$ 7,534,617
SPECIAL REVENUE FUNDS				
Gas Tax	\$ 162,558	\$ 297,305	\$ 457,600	\$ 198,700
Measure A	8,009	-	290,960	182,550
AQMD Trust	-	99,759	-	-
Law Enforcement Grants	250,000	180,000	160,000	160,000
Miscellaneous Grants	-	531,651	-	1,756,032
TOTAL SPECIAL REVENUE	\$ 420,567	\$ 1,108,715	\$ 908,560	\$ 2,297,282
ENTERPRISE FUND				
Rental	\$ 71,668	\$ 307,555	\$ 61,025	\$ 82,500
CAPITAL IMPROVEMENT FUND				
Capital Projects	\$ -	\$ -	\$ -	\$ -
TOTAL	\$ 6,669,190	\$ 8,490,437	\$ 7,809,667	\$ 9,914,399

**City of Canyon Lake
Expenditure Summary by Category
Fiscal Year 2023-24**

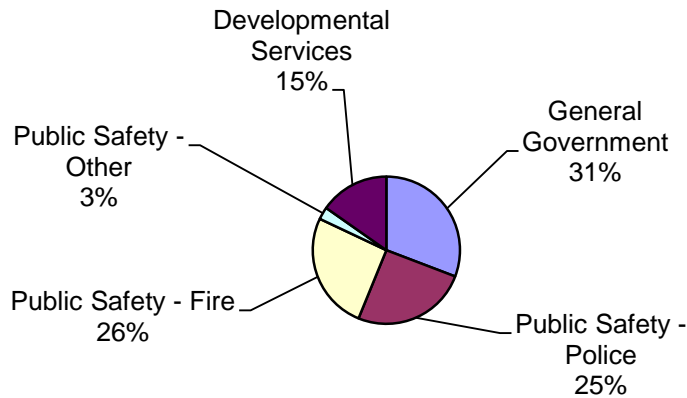
CATEGORY/TYPE	Actual 2020-21	Actual 2021-22	Budget 2022-23	Proposed 2023-24
Personnel	\$ 972,449	\$ 1,795,132	\$ 2,703,581	\$ 3,064,885
Operations & Maintenance	5,603,651	4,944,931	4,755,985	4,995,445
Capital Expenses	75,767	1,323,526	2,643,000	1,818,069
Debt Service	17,323	426,848	13,800	36,000
Transfers Out	-	-	-	-
TOTAL	\$ 6,669,190	\$ 8,490,437	\$ 10,116,366	\$ 9,914,399



**City of Canyon Lake
General Fund Budget Expenditure Summary
Fiscal Year 2023-24**

Department/Division		Personnel	O & M	Capital	Total
GENERAL GOVERNMENT					
100	City Council	\$ 19,340	\$ 153,975	\$ -	\$ 173,315
200	City Attorney	-	173,082	-	173,082
310	City Manager	614,393	219,860	-	834,253
320	City Clerk	188,231	69,150	-	257,381
330	Finance	207,276	168,695	-	375,971
550	P W Building & Fac Maint	-	485,005	20,000	505,005
SUBTOTAL		\$ 1,029,239	\$ 1,269,767	\$ 20,000	\$ 2,319,006
DEVELOPMENT SERVICES					
350	Planning	\$ -	\$ 231,200	\$ -	\$ 231,200
360	Building and Safety	223,277	143,950	-	367,227
510	Public Works Administration	-	15,000	-	15,000
515	NPDES	-	133,500	-	133,500
520	Code Enforcement	355,421	47,200	-	402,621
SUBTOTAL		\$ 578,698	\$ 570,850	\$ -	\$ 1,149,548
PUBLIC SAFETY					
410	Law Enforcement	\$ -	\$ 1,908,690	\$ 5,000	\$ 1,913,690
420	Fire & Medical Aid (County)	-	-	-	-
421	City Fire Department	1,421,948	528,105	-	1,950,053
425	Emergency Preparedness	-	29,000	-	29,000
430	Animal Control	-	173,320	-	173,320
SUBTOTAL		\$ 1,421,948	\$ 2,639,115	\$ 5,000	\$ 4,066,063
TOTAL		\$ 3,029,885	\$ 4,479,732	\$ 25,000	\$ 7,534,617

General Fund Budget Expenditures by Function



**City of Canyon Lake
Fund Balance Summary
Fiscal Year 2023-24**

Fund Type & Name	Estimated Available Balance 06/30/23	+	Estimated Revenues 2023-24	=	Funds Available 2023-24	-	Budgeted Appropriations 2023-24	=	Estimated Available Balance 06/30/24
GENERAL FUND									
General Fund	\$ 5,445,000		\$ 7,572,474	*	\$ 13,017,474		\$ 7,534,617	*	\$ 5,482,857
SPECIAL REVENUE FUNDS									
Gas Tax	\$ 1,582,000		\$ 597,889		\$ 2,179,889		\$ 198,700		\$ 1,981,189
Measure A	1,401,000		271,000		1,672,000		182,550		1,489,450
AQMD Trust	52,500		14,400		66,900		-		66,900
Law Enforcement Grants	3,300		160,000		163,300		160,000		3,300
Miscellaneous grants	15,817		1,756,032		1,771,849		1,756,032		15,817
TOTAL SPECIAL REVENUE	\$ 3,054,617		\$ 2,799,321		\$ 5,853,938		\$ 2,297,282		\$ 3,556,656
ENTERPRISE FUND									
Rental	\$ -		\$ 71,000		\$ 71,000		\$ 82,500		\$ (11,500)
CAPITAL IMPROVEMENT FUND									
Capital Projects	\$ 338,600		\$ -		\$ 338,600		\$ -		\$ 338,600
TOTAL	\$ 8,838,217	+	\$ 10,442,795	=	\$ 19,281,012	-	\$ 9,914,399	=	\$ 9,366,613

* The proposed General Fund Budget anticipates revenues over expenditures of \$ 37,857
The proposed budget does not include revenues associated with the Commercial Cannabis Business Community Benefits and Neighborhood Compatability Agreement executed in November of 2022. This agreement projects approximately \$1.2 million in additional revenues from the agreed upon Community Benefit Payments. Adjustments associated with this new funding source will be presented at Mid-Year.

**City of Canyon Lake
Budget Summary
Fiscal Year 2023-24**

<u>General Government</u>		<u>City Council - 100</u>			
Function - Department		Division - Code			
Object Acct #		Actual 2020-21	Actual 2021-22	Budget 2022-23	Proposed 2023-24
PERSONNEL COSTS					
6010	Salaries and Wages	\$ 18,000	\$ 16,800	\$ 18,000	\$ 18,000
6080	Benefits	3,490	2,734	1,840	1,340
	Personnel Total:	\$ 21,490	\$ 19,534	\$ 19,840	\$ 19,340
OPERATIONS & MAINTENANCE COSTS					
6220	Departmental Expense	\$ 8,106	\$ 7,330	\$ 8,300	\$ 8,300
6225	Council Meeting Expense	8,057	8,701	10,600	10,600
6510	Conference/Meeting/Travel Exp	650	5,626	16,900	17,100
6520	Membership/Dues/Publications	14,260	6,647	13,500	13,650
6610	Professional/Specialized Services	-	-	-	-
6830	Promotion and Advertising	40,142	93,135	92,325	24,825
6831	City Events	-	-	-	79,500
	O & M Total:	\$ 71,215	\$ 121,439	\$ 141,625	\$ 153,975
CAPITAL COSTS					
	None	\$ -	\$ -	\$ -	\$ -
<u>DIVISION SUMMARY</u>					
	Personnel	\$ 21,490	\$ 19,534	\$ 19,840	\$ 19,340
	Operations & Maintenance	71,215	121,439	141,625	153,975
	Capital	-	-	-	-
		\$ 92,705	\$ 140,973	\$ 161,465	\$ 173,315

**City of Canyon Lake
Budget Detail
Fiscal Year 2023-24**

General Government		City Council - 100	
Function - Department		Division - Code	
Object Acct #	Description and Justification	Budget 2022-23	Proposed 2023-24
6010	Salaries and Wages	\$ 18,000	\$ 18,000
	City Council Members (5)		
6080	Benefits	1,840	1,340
	Medicare/SUTA		
Personnel Total:		\$ 19,840	\$ 19,340
6220	Departmental Expense	\$ 8,300	\$ 8,300
6225	Council Meeting Expense	10,600	10,600
	Meeting Taping	\$ 7,500	
	Closed Session Meals	\$ 1,600	
	Presentation Materials	\$ 1,500	
6510	Conference/Meeting/Travel Exp	16,900	17,100
	League of CA Cities Conference	\$ 8,000	
	League Division Meetings	\$ 1,500	
	League New Mayor & Council Acad	\$ 4,200	
	SCAG Regional Conference	\$ 2,000	
	Miscellaneous Meetings	\$ 1,000	
	Chamber Meetings	\$ 400	
6520	Membership/Dues/Publications	13,500	13,650
	League of CA Cities	\$ 7,000	
	Riverside Division	\$ 100	
	SCAG	\$ 1,220	
	WRCOG	\$ 1,500	
	WRCOG Solid Waste	\$ 2,500	
	LAFCO	\$ 950	
	2-1-1 Riverside County	\$ 380	
6830	Promotion and Advertising	92,325	24,825
	Chamber of Commerce	\$ 7,825	
	Advertisement/Promotion	\$ 3,500	
	City Attire	\$ 500	
	Trauma Intervention Program	\$ 1,500	
	Video Production	\$ 10,000	
	City Golf Championship	\$ 1,500	
6831	City Events	-	79,500
	Winter Wonderland	\$ 30,000	
	State of the City	\$ 20,000	
	Veterans Day Celebration	\$ 10,000	
	CLFD Open House	\$ 6,000	
	9/11 Event	\$ 3,500	
	Memorial Day Event	\$ 5,000	
	Fiesta Day Sponsorship	\$ 1,000	
	National Night Out	\$ 1,500	
	Small Business Event	\$ 2,500	
O & M Total:		\$ 141,625	\$ 153,975

**City of Canyon Lake
Budget Summary
Fiscal Year 2023-24**

<u>General Government</u>		<u>City Attorney - 200</u>			
Function - Department		Division - Code			
Object Acct #		Actual 2020-21	Actual 2021-22	Budget 2022-23	Proposed 2023-24
	PERSONNEL COSTS				
	None	\$ -	\$ -	\$ -	\$ -
	OPERATIONS & MAINTENANCE COSTS				
6610	Professional/Specialized Services	\$ 137,735	\$ 102,605	\$ 110,000	\$ 173,082
	O & M Total:	\$ 137,735	\$ 102,605	\$ 110,000	\$ 173,082
	CAPITAL COSTS				
	None	\$ -	\$ -	\$ -	\$ -
	<u>DIVISION SUMMARY</u>				
	Personnel	\$ -	\$ -	\$ -	\$ -
	Operations & Maintenance	137,735	102,605	110,000	173,082
	Capital	-	-	-	-
		\$ 137,735	\$ 102,605	\$ 110,000	\$ 173,082

**City of Canyon Lake
Budget Detail
Fiscal Year 2023-24**

<u>General Government</u>		<u>City Attorney - 200</u>	
<u>Function - Department</u>		<u>Division - Code</u>	
Object		Budget	Proposed
Acct #	Description and Justification	2022-23	2023-24
	None	\$ -	\$ -
	Personnel Total:	\$ -	\$ -
6610	Professional/Specialized Services	\$ 110,000	\$ 173,082
	Attorney services	\$ 104,162	
	Litigation	\$ 26,520 *	
	Code Enforcement	\$ 42,400 *	
	O & M Total:	\$ 110,000	\$ 173,082
	None	\$ -	\$ -
	Capital Total:	\$ -	\$ -

* New Budget categories to address impending litigation and possible Code Enforcement Cases. The City will be able to recover some of these costs and an estimated cost recovery amount of \$25,000 has been included in the General Fund Revenues.

**City of Canyon Lake
Budget Summary
Fiscal Year 2023-24**

General Government
Function - Department

City Manager - 310
Division - Code

Object Acct #	Actual 2020-21	Actual 2021-22	Budget 2022-23	Proposed 2023-24
PERSONNEL COSTS				
6010 Salaries and Wages	\$ 371,264	\$ 430,362	\$ 460,000	\$ 476,294
6080 Benefits	77,595	73,888	147,965	138,099
Personnel Total:	\$ 448,859	\$ 504,250	\$ 607,965	\$ 614,393
OPERATIONS & MAINTENANCE COSTS				
6210 Office Expense and Supplies	\$ 41,271	\$ 30,255	\$ 28,250	\$ 27,880
6220 Departmental Expense	272	2,449	7,800	5,800
6310 Communications	94	1,558	23,000	28,000
6415 Fleet Maintenance	-	-	1,500	1,500
6425 Fuels & Lubricants	-	-	2,500	2,500
6440 Mileage Reimbursement	-	-	500	500
6510 Conference/Meeting/Travel Exp	7,227	11,139	11,950	11,950
6520 Membership/Dues/Publications	2,201	3,257	3,500	3,500
6610 Professional/Specialized Services	110,983	168,751	86,880	111,230
6710 Training and Education	-	-	2,000	2,000
6930 Settlement	125,000	-	-	-
6855 Contingency	-	19,361	25,000	25,000
6840 Liability Property Ins & Deductible	47,115	88,243	-	-
O & M Total:	\$ 334,163	\$ 325,013	\$ 192,880	\$ 219,860
CAPITAL COSTS				
	\$ -	\$ -	\$ -	\$ -
	\$ -	\$ -	\$ -	\$ -
Capital Total:	\$ -	\$ -	\$ -	\$ -
DIVISION SUMMARY				
Personnel	\$ 448,859	\$ 504,250	\$ 607,965	\$ 614,393
Operations & Maintenance	334,163	325,013	192,880	219,860
Capital	-	-	-	-
	\$ 783,022	\$ 829,263	\$ 800,845	\$ 834,253

**City of Canyon Lake
Budget Detail
Fiscal Year 2023-24**

General Government		City Manager - 310	
Function - Department		Division - Code	
Object Acct #	Description and Justification	Budget 2022-23	Proposed 2023-24
6010	Salaries and Wages	\$ 460,000	\$ 476,294
	City Manager	\$ 200,000	
	Administrative Services Director	\$ 149,768	
	Senior Administrative Assistant	\$ 25,882	
	Management Analyst I	\$ 100,644	
6080	Benefits	147,965	138,099
	Health/PERS/Medicare/SUTA/Deferred Comp/Auto/Life Ins.		
Personnel Total:		\$ 607,965	\$ 614,393
6210	Office Expense and Supplies	\$ 28,250	\$ 27,880
	General Office Supplies	\$ 16,230	
	Microsoft 365	\$ 11,650	
6220	Departmental Expense	7,800	5,800
6310	Communications	23,000	28,000
	Equipment	\$ 3,000	
	Community Survey	\$ 25,000	
6415	Fleet Maintenance	1,500	1,500
6425	Fuels & Lubricants	2,500	2,500
6440	Mileage Reimbursement	500	500
6510	Conference/Meeting/Travel Exp	11,950	11,950
	League of CA Cities Conference	\$ 2,850	
	League Division Meetings/Other mtgs	\$ 500	
	ICMA Conference	\$ 3,500	
	League City Manager Conference	\$ 1,500	
	SCAG Regional Conference	\$ 600	
	CCMF Conference	\$ 500	
	MMASC Conference	\$ 1,000	
	WRCOG General Assembly	\$ 500	
	Miscellaneous	\$ 1,000	
6520	Membership/Dues/Publications	3,500	3,500
	ICMA/CCMF/MMASC/League	\$ 3,500	
6610	Professional/Specialized Services	86,880	111,230
	Support Services IT	\$ 32,630	
	Government Relations	\$ 20,000	
	Economic Development Consultant	\$ 39,600	
	WRCOG Fellow	\$ 10,000	
	Internship Program	\$ 1,500	
	Annual Website/Domain	\$ 7,500	
6710	Training and Education	2,000	2,000
6855	Contingency	25,000	25,000
O & M Total:		\$ 192,880	\$ 219,860
		\$ -	\$ -
Capital Total:		\$ -	\$ -

**City of Canyon Lake
Budget Summary
Fiscal Year 2023-24**

General Government		City Clerk - 320			
Function - Department		Division - Code			
Object Acct #		Actual 2020-21	Actual 2021-22	Budget 2022-23	Proposed 2023-24
PERSONNEL COSTS					
6010	Salaries and Wages	\$ 119,851	\$ 122,475	\$ 163,257	\$ 162,813
6080	Benefits	17,551	17,133	30,983	25,418
	Personnel Total:	\$ 137,402	\$ 139,608	\$ 194,240	\$ 188,231
OPERATIONS & MAINTENANCE COSTS					
6210	Office Expense and Supplies	\$ 16,313	\$ 17,010	\$ 5,300	\$ 500
6220	Departmental Expense	13,337	26,399	25,350	27,350
6240	Printing	1,643	4,178	1,000	10,000
6510	Conference/Meeting/Travel Exp	525	876	1,800	1,800
6511	Military Banner Expense	6,540	2,396	7,500	7,500
6520	Membership/Dues/Publications	260	1,038	1,700	1,700
6610	Professional/Specialized Services	39,526	5,840	50,800	17,300
6710	Training and Education	1,000	1,535	3,000	3,000
	O & M Total:	\$ 79,144	\$ 59,272	\$ 96,450	\$ 69,150
CAPITAL COSTS					
		\$ -	\$ -	\$ -	\$ -
	Capital Total:	\$ -	\$ -	\$ -	\$ -
<u>DIVISION SUMMARY</u>					
	Personnel	\$ 137,402	\$ 139,608	\$ 194,240	\$ 188,231
	Operations & Maintenance	79,144	59,272	96,450	69,150
	Capital	-	-	-	-
		\$ 216,546	\$ 198,880	\$ 290,690	\$ 257,381

**City of Canyon Lake
Budget Detail
Fiscal Year 2023-24**

General Government		City Clerk - 320	
Function - Department		Division - Code	
Object		Budget	Proposed
Acct #	Description and Justification	2022-23	2023-24
6010	Salaries and Wages		
	City Clerk	\$ 163,257	\$ 162,813
	Senior Administrative Assistant	\$ 136,931	\$ 25,882
6080	Benefits	30,983	25,418
	Health/PERS/Medicare/SUTA/Life Ins.		
Personnel Total:		\$ 194,240	\$ 188,231
6210	Office Expense and Supplies	5,300	\$ 500
	Postage		\$ 500
6220	Departmental Expense	25,350	27,350
	Annual Destruction of Records	\$ 3,000	
	Mailing	\$ 5,000	
	Digitizing Files	\$ 5,000	
	Miscellaneous	\$ 5,000	
	American Legal Publishing	\$ 4,850	
	Data Ticket	\$ 2,000	
	Tuition Reimbursement	\$ 2,500	
6240	Public Notices	1,000	10,000
6510	Conference/Meeting/Travel Exp	1,800	1,800
	Miscellaneous Meetings	\$ 1,800	
6511	Military Banner Expense	7,500	7,500
6520	Membership/Dues/Publications	1,700	1,700
	Notary	\$ 250	
	IIMC	\$ 200	
	Publications	\$ 600	
	CCAC	\$ 200	
	Miscellaneous	\$ 360	
	MMASC	\$ 90	
6610	Professional/Specialized Services	50,800	17,300
	Harris & Associates, (EMS)(UUT)	\$ 6,000	
	Elections	\$ 3,000	
	Imaging Annual Renewal	\$ 7,500	
	American Legal Publishing	\$ 500	
	Gladwell Governmental Services	\$ 300	
6710	Training and Education	3,000	3,000
O & M Total:		\$ 96,450	\$ 69,150
		\$ -	\$ -
Capital Total:		\$ -	\$ -

**City of Canyon Lake
Budget Summary
Fiscal Year 2023-24**

General Government
Function - Department

Finance - 330
Division - Code

Object Acct #	Actual 2020-21	Actual 2021-22	Budget 2022-23	Proposed 2023-24
PERSONNEL COSTS				
6010 Salaries and Wages	\$ 66,454	\$ 70,158	\$ 98,082	\$ 155,134
6080 Benefits	19,580	20,412	26,414	52,142
Personnel Total:	\$ 86,034	\$ 90,570	\$ 124,496	\$ 207,276
OPERATIONS & MAINTENANCE COSTS				
6210 Office Expense and Supplies	\$ 1,206	\$ 401	\$ 2,800	\$ 1,200
6220 Departmental Expense	-	35,067	44,065	45,115
6520 Membership/Dues/Publications	-	-	220	360
6530 Software	2,082	1,995	2,300	3,420
6610 Professional/Specialized Services	66,153	105,602	129,500	95,400
6612 Annual Audit Expense	10,000	20,720	18,000	20,000
6710 Training and Education	-	-	1,000	3,200
O & M Total:	\$ 79,441	\$ 163,785	\$ 197,885	\$ 168,695
CAPITAL COSTS				
	\$ -	\$ -	\$ -	\$ -
Capital Total:	\$ -	\$ -	\$ -	\$ -
<u>DIVISION SUMMARY</u>				
Personnel	\$ 86,034	\$ 90,570	\$ 124,496	\$ 207,276
Operations & Maintenance	79,441	163,785	197,885	168,695
Capital	-	-	-	-
	<u>\$ 165,475</u>	<u>\$ 254,355</u>	<u>\$ 322,381</u>	<u>\$ 375,971</u>

**City of Canyon Lake
Budget Detail
Fiscal Year 2023-24**

General Government		Finance - 330	
Function - Department		Division - Code	
Object		Budget	Proposed
Acct #	Description and Justification	2022-23	2023-24
6010	Salaries and Wages	\$ 98,082	\$ 155,134
	Accountant/Human Resource Specialist	\$ 92,374	
	Accounting Technician I	\$ 62,760	
6080	Benefits	26,414	52,142
	Retiree Medical	\$ 4,100	
	Benefits	\$ 48,042	
	Health/PERS/Medicare/SUTA/Life Ins.		
Personnel Total:		\$ 124,496	\$ 207,276
6210	Office Expense and Supplies	\$ 2,800	\$ 1,200
	Checks and Miscellaneous items	\$ 1,200	
6220	Departmental Expense	44,065	45,115
	PERS Unfunded Liability	\$ 40,115	
	Tuition Reimbursement	\$ 5,000	
6440	Mileage Reimbursement	-	-
6520	Membership/Dues/Publications	220	360
	MMASC	\$ 180	
	CSMFO	\$ 180	
6530	Software	2,300	3,420
	Abila MIP Licensing Online	\$ 3,420	
6610	Professional/Specialized Services	129,500	95,400
	Contract Accounting Firm	\$ 64,000	
	HDL Sales Tax Consultant	\$ 5,200	
	Budget Software	\$ 19,000	
	GASB 75 Actuarial	\$ 2,000	
	Software Support Plan	\$ 700	
	Payroll Service	\$ 4,500	
6612	Annual Audit Expense	18,000	20,000
6710	Training and Education	1,000	3,200
	CSMFO Conference	\$ 2,200	
	MIP	\$ 1,000	
O & M Total:		\$ 197,885	\$ 168,695
		\$ -	\$ -
Capital Total:		\$ -	\$ -

**City of Canyon Lake
Budget Summary
Fiscal Year 2023-24**

Development Services		Planning - 350			
Function - Department		Division - Code			
Object Acct #		Actual 2020-21	Actual 2021-22	Budget 2022-23	Proposed 2023-24
PERSONNEL COSTS					
6010	Salaries and Wages	\$ -	\$ -	\$ -	\$ -
6080	Benefits	-	-	-	-
	Personnel Total:	\$ -	\$ -	\$ -	\$ -
OPERATIONS & MAINTENANCE COSTS					
6220	Departmental Expense	\$ 5,000	\$ -	\$ -	\$ -
6610	Professional/Specialized Services	-	201,938	-	-
6616	Regular Planning Services	40,185	50,994	61,200	61,200
6619	General Plan Services	132,436	70,993	130,000	170,000
	O & M Total:	\$ 177,621	\$ 323,925	\$ 191,200	\$ 231,200
CAPITAL COSTS					
	None	\$ -	\$ -	\$ -	\$ -
<u>DIVISION SUMMARY</u>					
	Personnel	\$ -	\$ -	\$ -	\$ -
	Operations & Maintenance	177,621	323,925	191,200	231,200
	Capital	-	-	-	-
		\$ 177,621	\$ 323,925	\$ 191,200	\$ 231,200

**City of Canyon Lake
Budget Detail
Fiscal Year 2023-24**

Development Services		Planning - 350	
Function - Department		Division - Code	
Object		Budget	Proposed
Acct #	Description and Justification	2022-23	2023-24
6010	Salaries and Wages	\$ -	\$ -
	Planning Tech	\$ -	\$ -
6080	Benefits	-	-
	Medicare, SUI, WC	-	-
Personnel Total:		\$ -	\$ -
6220	Departmental Expense	\$ -	\$ -
6616	Regular Planning Services	61,200	61,200
	Contract City Planner	\$ 61,200	
6619	General Plan Services	130,000	170,000
	Housing Element	\$ 50,000	
	Digitally Formatting Zoning Ord.	\$ 25,000	
	Professional Fees	\$ 95,000	
O & M Total:		\$ 191,200	\$ 231,200
None			
Capital Total:		\$ -	\$ -

**City of Canyon Lake
Budget Summary
Fiscal Year 2023-24**

Development Services
Function - Department

Building & Safety - 360
Division - Code

Object Acct #	Actual 2020-21	Actual 2021-22	Budget 2022-23	Proposed 2023-24
PERSONNEL COSTS				
6010 Salaries and Wages	\$ -	\$ 115,632	\$ 158,713	\$ 176,013
6080 Benefits	-	28,664	34,825	47,264
Personnel Total:	\$ -	\$ 144,296	\$ 193,538	\$ 223,277
OPERATIONS & MAINTENANCE COSTS				
6210 Office Expense and Supplies	\$ -	\$ -	\$ 1,730	\$ 1,000
6220 Departmental Expenses	3,136	8,734	7,000	7,000
6310 Communications	-	-	1,000	1,000
6415 Fleet Maintenance	-	-	1,500	1,500
6425 Fuels & Lubricants	-	-	2,500	2,500
6440 Mileage Reimbursements	-	-	500	500
6520 Membership/Dues/Publications	-	-	2,000	2,000
6610 Professional/Specialized Services	402,655	129,567	64,970	126,450
6710 Training	-	-	2,000	2,000
O & M Total:	\$ 405,791	\$ 138,301	\$ 83,200	\$ 143,950
CAPITAL COSTS				
None	\$ -	\$ -	\$ -	\$ -
<u>DIVISION SUMMARY</u>				
Personnel	\$ -	\$ 144,296	\$ 193,538	\$ 223,277
Operations & Maintenance	405,791	138,301	83,200	143,950
Capital	-	-	-	-
	\$ 405,791	\$ 282,597	\$ 276,738	\$ 367,227

**City of Canyon Lake
Budget Detail
Fiscal Year 2023-24**

Development Services		Building & Safety - 360	
Function - Department		Division - Code	
Object		Budget	Proposed
Acct #	Description and Justification	2022-23	2023-24
6010	Salaries & Wages	\$ 158,713	\$ 176,013
	Deputy Building Official	\$ 101,842	
	Building Permit Technician II	\$ 74,171	
6080	Benefits	34,825	47,264
	Health/PERS/Medicare/SUTA/Life Ins.	\$ 47,264	
Personnel Total:		\$ 193,538	\$ 223,277
6210	Office Expense and Supplies	\$ 1,730	\$ 1,000
	Miscellaneous	\$ 1,000	
6220	Departmental Expense	7,000	7,000
	Tuition Reimbursement	\$ 5,000	
	Printing	\$ 1,000	
	Miscellaneous	\$ 1,000	
6310	Communications	1,000	1,000
6415	Fleet Maintenance	1,500	1,500
6425	Fuels & Lubricants	2,500	2,500
6440	Mileage Reimbursement	500	500
6520	Membership/Dues/Publications	2,000	2,000
	State Building Officials	\$ 2,000	
6610	Professional/Specialized Services	64,970	126,450
	IworQ	\$ 6,450	
	VCA Code	\$ 120,000	
6710	Training	2,000	2,000
O & M Total:		\$ 83,200	143,950
None		\$ -	\$ -
Capital Total:		\$ -	\$ -

**City of Canyon Lake
Budget Summary
Fiscal Year 2023-24**

<u>Public Safety - Police</u>		<u>Law Enforcement - 410</u>		
<u>Function - Department</u>		<u>Division - Code</u>		
Object Acct #	Actual 2020-21	Actual 2021-22	Budget 2022-23	Proposed 2023-24
PERSONNEL COSTS				
None	\$ -	\$ -	\$ -	\$ -
OPERATIONS & MAINTENANCE COSTS				
6335 Facility Rate	\$ 27,551	\$ 28,931	\$ 28,000	\$ 28,000
6410 Vehicle & Equip Maint/Support	-	-	3,000	3,000
6610 Professional/Specialized Services	1,591,473	1,372,127	1,816,700	1,850,990
6845 Booking Fees	13,603	7,543	8,000	7,000
6850 Cal ID	11,285	11,000	11,300	11,300
6861 County RMS System	11,830	6,289	8,500	8,400
O & M Total:	\$ 1,655,742	\$ 1,425,890	\$ 1,875,500	\$ 1,908,690
CAPITAL COSTS				
8000 ALPR Cameras	\$ -	\$ 5,500	\$ 6,000	\$ 5,000
Capital Total:	\$ -	\$ 5,500	\$ 6,000	\$ 5,000
<u>DIVISION SUMMARY</u>				
Personnel	\$ -	\$ -	\$ -	\$ -
Operations & Maintenance	1,655,742	1,425,890	1,875,500	1,908,690
Capital	-	5,500	6,000	5,000
	\$ 1,655,742	\$ 1,431,390	\$ 1,881,500	\$ 1,913,690

**City of Canyon Lake
Budget Detail
Fiscal Year 2023-24**

Public Safety - Police		Law Enforcement - 410	
Function - Department		Division - Code	
Object		Budget	Proposed
Acct #	Description and Justification	2022-23	2023-24
	None	\$ -	\$ -
	Personnel Total:	\$ -	\$ -
6335	Facility Rate	\$ 28,000	\$ 28,000
6410	Vehicle & Equip Maint/Support	3,000	3,000
6610	Professional/Specialized Services	1,816,700	1,850,990
	Police Services (total)	\$ 1,989,400	
6620	Extra Duty - Events	\$ 21,590	
	Less CalCOPS Fund offset	\$ (160,000) #	
6845	Booking Fees	8,000	7,000
6846	Blood/Alcohol Analysis	\$ 7,000	
6850	Cal ID	11,300	11,300
6861	County RMS System	8,500	8,400
	O & M Total:	\$ 1,875,500	\$ 1,908,690
8000	ALPR Cameras	\$ 6,000	\$ 5,000
8001	New Vehicles		
	Capital Total:	\$ 6,000	\$ 5,000

= Amount of Law Enforcement costs charged to the Police Grants Fund.

**City of Canyon Lake
Budget Summary
Fiscal Year 2023-24**

Public Safety - Fire					Fire & Medical - 420
Function - Department					Division - Code
<u>Object Acct #</u>		Actual 2020-21	Actual 2021-22	Budget 2022-23	Proposed 2023-24
PERSONNEL COSTS					
6010	Salaries and Wages	\$ -	\$ -	\$ -	\$ -
6080	Benefits	-	-	-	-
	Personnel Total:	\$ -	\$ -	\$ -	\$ -
OPERATIONS & MAINTENANCE COSTS					
6220	Departmental Expense	\$ 5,433	\$ 3,518	\$ -	\$ -
6320	Utilities	14,261	13,494	-	-
6520	Membership/Dues/Publications	1,575	-	-	-
6610	Professional/Specialized Services	1,792,805	988,935	-	-
6720	Landscape Maint/Repair	3,000	2,100	-	-
	O & M Total:	\$ 1,817,074	\$ 1,008,047	\$ -	\$ -
CAPITAL COSTS					
8000	Equipment	\$ -	\$ -	\$ -	\$ -
8018	Station Upgrades	9,993	-	-	-
	Capital Total:	\$ 9,993	\$ -	\$ -	\$ -
<u>DIVISION SUMMARY</u>					
	Personnel	\$ -	\$ -	\$ -	\$ -
	Operations & Maintenance	1,817,074	1,008,047	-	-
	Capital	9,993	-	-	-
		\$ 1,827,067	\$ 1,008,047	\$ -	\$ -

**City of Canyon Lake
Budget Detail
Fiscal Year 2023-24**

Public Safety - Fire		Fire & Medical - 420	
Function - Department		Division - Code	
Object		Budget	Proposed
Acct #	Description and Justification	2022-23	2023-24
6010	Salaries and Wages	\$ -	\$ -
6080	Benefits	-	-
Personnel Total:		\$ -	\$ -
6220	Departmental Expense	\$ -	\$ -
6320	Utilities	-	-
	Electric	\$ -	-
	Water	\$ -	-
	DirecTv	\$ -	-
	Internet	\$ -	-
	Propane	\$ -	-
6520	Membership/Dues/Publications	-	-
	NFPA Fire Code Inspection	\$ -	-
6610	Professional/Specialized Services	-	-
	Cal Fire Contract	\$ -	-
6720	Landscape Maint/Repair	-	-
O & M Total:		\$ -	\$ -
	Capital - Fencing	\$ -	\$ -
	Station Upgrades	-	-
Capital Total:		\$ -	\$ -

**City of Canyon Lake
Budget Summary
Fiscal Year 2023-24**

Public Safety - Fire	City Fire Department - 421
Function - Department	Division - Code

Object Acct #		Actual 2020-21	Actual 2021-22	Budget 2022-23	Proposed 2023-24
PERSONNEL COSTS					
6020	Salaries FD Management		\$ 145,643	\$ 279,480	\$ 293,697
6023	Salaries FD Firefighters		309,512	601,697	681,317
6024	Salaries FD Firefighters OT		90,405	119,454	144,720
6025	Salaries FD Firefighters FSLA		6,782	16,275	18,553
6026	Reserve Firefighter Stipends		16,738	18,250	17,050
6081	Benefits FD Management			14,829	24,954
6086	Benefits FD Firefighters			12,505	22,307
6087	Benefits Health Insurance FD			77,000	100,206
6088	Benefits PARS Firefighters			45,127	85,686
6089	Benefits PARS FD Management		53,827	15,366	33,458
6090	Benefits Workers Compensation		9,847	20,000	-
	Personnel Total:	\$ -	\$ 632,754	\$ 1,219,983	\$ 1,421,948
OPERATIONS & MAINTENANCE COSTS					
6210	Office Expens & Supplies	\$ -	\$ 4,053	\$ 8,380	\$ 7,700
6220	Departmental Expense	-	20,564	76,000	8,000
6231	Emergency Response Equip	-	-	-	44,500
6240	Printing	-	-	-	1,000
6310	Communications	-	55,872	3,480	3,020
6320	Utilities	-	11,402	26,600 *	-
6330	Rents & Leases	-	125,416	125,215	125,215
6410	Fleet & Equipment Maintenance	-	34,503	54,500	61,000
6425	Fuels & Lubricants	-	11,050	26,325	21,800
6440	Mileage Reimbursement	-	-	500	1,000
6510	Conference/Meeting/Travel	-	-	-	6,000
6520	Membership/Dues/Publications	-	-	3,000	3,000
6530	Software	-	10,025	13,500	13,900
6610	Professional/Specialized Services	-	-	134,940	161,720
6710	Training & Education	-	4,108	36,800	50,000
6720	Landscape Maint/Repair	-	2,550	5,950 *	-
6840	Liability Property Ins & Deductible	-	47,624	-	-
	O & M Total:	\$ -	\$ 327,167	\$ 515,190	\$ 507,855
STARTUP COSTS					
6975	Fire & Life Saving Equipment	\$ -	\$ 285,247	\$ 44,000	\$ 20,250
6815	Startup Capital Outlay Costs	-	415,428	-	-
	Capital Total:	\$ -	\$ 700,675	\$ 44,000	\$ 20,250
DIVISION SUMMARY					
	Personnel	\$ -	\$ 632,754	\$ 1,219,983	\$ 1,421,948
	Operations & Maintenance	-	327,167	515,190	507,855
	Capital	-	700,675	44,000	20,250
		\$ -	\$ 1,660,596	\$ 1,779,173	\$ 1,950,053

* Costs for Utilities, Lanscape/Maint/Repair, Insurance moved to Department 550 to be consistent with all other similar charges.

**City of Canyon Lake
Budget Detail
Fiscal Year 2023-24**

Public Safety - Fire		City Fire Department - 421	
Function - Department		Division - Code	
Object Acct #	Description and Justification	Budget 2022-23	Proposed 2023-24
Salaries and Wages (See detail schedule)			
6020	Salaries FD Management	\$ 279,480	\$ 293,697
6023	Salaries FD Firefighters	601,697	681,317
6024	Salaries FD Firefighters OT	119,454	144,720
6025	Salaries FD Firefighters FSLA	16,275	18,553
6026	Reserve Firefighter Stipends	18,250	17,050
6081	Benefits FD Management	14,829	24,954
6086	Benefits FD Firefighters	12,505	22,307
6087	Benefits Health Insurance FD	77,000	100,206
6088	Benefits PARS Fire Fighters	45,127	85,686
6089	Benefits PARS FD Management	15,366	33,458
6090	Benefits Workers Compensation	20,000	-
Personnel Total:		\$ 1,219,983	\$ 1,421,948
6210	Office Expense & Supplies	\$ 8,380	\$ 7,700
6220	Departmental Expense	76,000	8,000
6231	Emergency Response Equipment	-	44,500
6240	Printing	-	1,000
6310	Communications	3,480	3,020
6320	Utilities	26,600	-
6330	Rents & Leases	125,215	125,215
	Type I Engine Lease		\$ 84,151
	Type VI Engine Lease		\$ 41,063
	Fire Station		\$ 1
6410	Fleet & Equipment Maintenance	54,500	61,000
6425	Fuels & Lubricants	26,325	21,800
6440	Mileage Reimbursement	1,500	1,000
6510	Conference/Meeting/Travel	-	6,000
6520	Membership/Dues/Publications	3,000	3,000
6530	Software	13,500	13,900
	Lexipol Policy Computer Application		\$ 6,600
	Training Computer Module		\$ 3,000
	Fire Prevention Computer Mod		\$ 3,300
	Fire Simulation Software		\$ 1,000
6610	Professional/Specialized Services	134,940	161,720
	Public Education Supplies		\$ 2,500
	IworQ Fire Prevention Software		\$ 1,180
	Dispatch Riverside County		\$ 135,000
	MDC Annual Rents		\$ 7,500
	NFPA Fire Code Subscription		\$ 1,600
	Email/Office Accounts		\$ 2,160
	Background & Medical Exams		\$ 10,000
	Adobe Software		\$ 600
	Annual SCBA Fit Testing		\$ 1,000
	Visio Software Program		\$ 180
6710	Training & Education	36,800	50,000
	Medical Services Director		\$ 2,400
	EMS Coordinator		\$ 9,600
	Training Supplies		\$ 7,500
	Certifications		\$ 5,000
	Outside Instructors		\$ 7,500
	Tuition Reimbursement		\$ 18,000
6720	Landscape Maint/Repair	5,950	-
O & M Total:		\$ 516,190	\$ 507,855
8017	Fire & Life Saving Equipment	\$ 44,000	\$ 20,250
Capital Total:		\$ 44,000	\$ 20,250

**City of Canyon Lake
Budget Summary
Fiscal Year 2023-24**

Public Safety - Emergency Preparedness
Function - Department

Emergency Preparedness - 425
Division - Code

Object Acct #	Actual 2020-21	Actual 2021-22	Budget 2022-23	Proposed 2023-24
PERSONNEL COSTS				
None	\$ -	\$ -	\$ -	\$ -
OPERATIONS & MAINTENANCE COSTS				
6215 EOC Equipment/Supplies	\$ 4,134	\$ -	\$ -	\$ -
6220 Departmental Expense	11,355	21,433	9,000	2,600
6310 Communications	-	592	1,400	1,400
6610 Professional/Specialized Service	-	-	20,000	25,000
6710 Training	-	-	7,500	-
O & M Total:	\$ 15,489	\$ 22,025	\$ 37,900	\$ 29,000
CAPITAL COSTS				
None	\$ -	\$ -	\$ -	\$ -
<u>DIVISION SUMMARY</u>				
Personnel	\$ -	\$ -	\$ -	\$ -
Operations & Maintenance	15,489	22,025	37,900	29,000
Capital	-	-	-	-
	\$ 15,489	\$ 22,025	\$ 37,900	\$ 29,000

**City of Canyon Lake
Budget Detail
Fiscal Year 2023-24**

Public Safety - Emergency Preparedness		Emergency Preparedness - 425	
Function - Department		Division - Code	
Object		Budget	Proposed
Acct #	Description and Justification	2022-23	2023-24
	None	\$ -	\$ -
Personnel Total:		\$ -	\$ -
6215	Emergency Management	\$ -	\$ -
	Matching Grant Expense		
			\$ -
6220	Departmental Expense		
	Code Red Services	9,000	2,600
	Supplies		\$ 1,500
	Emergency Backpacks		\$ 1,100
6310	Communications (Emergency Management EOC)	1,400	1,400
	Satellite Phones		\$ 1,400
6610	Professional/Specialized Services	20,000	25,000
	EMD Contract (County)		\$ 25,000
6710	Training	7,500	-
O & M Total:		\$ 37,900	\$ 29,000
	None	\$ -	\$ -
Capital Total:		\$ -	\$ -

**City of Canyon Lake
Budget Summary
Fiscal Year 2023-24**

Public Safety - Animal Control
Function - Department

Animal Control - 430
Division - Code

Object Acct #	Actual 2020-21	Actual 2021-22	Budget 2022-23	Proposed 2023-24
PERSONNEL COSTS				
None	\$ -	\$ -	\$ -	\$ -
OPERATIONS & MAINTENANCE COSTS				
6610 Professional/Specialized Services	\$ 111,155	\$ 108,296	\$ 118,800	\$ 136,200
6900 Debt Service	34,826	31,449	32,490	37,120
O & M Total:	\$ 145,981	\$ 139,745	\$ 151,290	\$ 173,320
CAPITAL COSTS				
None	\$ -	\$ -	\$ -	\$ -
<u>DIVISION SUMMARY</u>				
Personnel	\$ -	\$ -	\$ -	\$ -
Operations & Maintenance	145,981	139,745	151,290	173,320
Capital	-	-	-	-
	\$ 145,981	\$ 139,745	\$ 151,290	\$ 173,320

**City of Canyon Lake
Budget Detail
Fiscal Year 2023-24**

Public Safety - Animal Control		Animal Control - 430	
Function - Department		Division - Code	
Object		Budget	Proposed
Acct #	Description and Justification	2022-23	2023-24
	None	\$ -	\$ -
	Personnel Total:	\$ -	\$ -
	OPERATIONS & MAINTENANCE COSTS		
6610	Professional/Specialized Services	\$ 118,800	\$ 136,200
	Animal Control	\$ 42,000	
	County Sheltering Services	\$ 94,200	
6900	Interest Expense	32,490	37,120
	Debt Service	\$ 34,700	
	Audit/Fiscal Agent/Admin	\$ 2,420	
	O & M Total:	\$ 151,290	\$ 173,320
	None	\$ -	\$ -
	Capital Total:	\$ -	\$ -

**City of Canyon Lake
Budget Summary
Fiscal Year 2023-24**

Development Services		Public Works Administration - 510			
Function - Department		Division - Code			
Object Acct #		Actual 2020-21	Actual 2021-22	Budget 2022-23	Proposed 2023-24
	PERSONNEL COSTS				
6010	Salaries and Wages	\$ -	\$ -	\$ -	\$ -
6080	Benefits	-	-	-	-
	Personnel Total:	\$ -	\$ -	\$ -	\$ -
	OPERATIONS & MAINTENANCE COSTS				
6610	Professional/Specialized Services	\$ 3,706	\$ 4,239	\$ 10,000	\$ 15,000
	O & M Total:	\$ 3,706	\$ 4,239	\$ 10,000	\$ 15,000
	CAPITAL COSTS				
	None	\$ -	\$ -	\$ -	\$ -
	<u>DIVISION SUMMARY</u>				
	Personnel	\$ -	\$ -	\$ -	\$ -
	Operations & Maintenance	3,706	4,239	10,000	15,000
	Capital	-	-	-	-
		<u>\$ 3,706</u>	<u>\$ 4,239</u>	<u>\$ 10,000</u>	<u>\$ 15,000</u>

**City of Canyon Lake
Budget Detail
Fiscal Year 2023-24**

Development Services		Public Works Administration - 510	
Function - Department		Division - Code	
Object Acct #	Description and Justification	Budget 2022-23	Proposed 2023-24
6015	Salaries and Wages	\$ -	\$ -
6080	Benefits	-	-
Personnel Total:		\$ -	\$ -
6610	Professional/Specialized Services	10,000	15,000
	On Call Maintenance	10,000	
	Tri-Lake/Interwest	\$ 5,000	
O & M Total:		\$ 10,000	\$ 15,000
	None	\$ -	\$ -
Capital Total:		\$ -	\$ -

**City of Canyon Lake
Budget Summary
Fiscal Year 2023-24**

Development Services		NPDES - 515			
Function - Department		Division - Code			
<u>Object Acct #</u>		<u>Actual 2020-21</u>	<u>Actual 2021-22</u>	<u>Budget 2022-23</u>	<u>Proposed 2023-24</u>
	PERSONNEL COSTS				
6015	Salaries and Wages	\$ -	\$ -	\$ -	\$ -
6080	Benefits	-	-	-	-
	Personnel Total:	\$ -	\$ -	\$ -	\$ -
	OPERATIONS & MAINTENANCE COSTS				
6520	Membership/Dues/Publications	\$ 66,779	\$ 64,995	\$ 67,000	\$ 93,500
6610	Professional/Specialized Services	16,625	34,836	60,000	40,000
	O & M Total:	\$ 83,404	\$ 99,831	\$ 127,000	\$ 133,500
	CAPITAL COSTS				
	None	\$ -	\$ -	\$ -	\$ -
	<u>DIVISION SUMMARY</u>				
	Personnel	\$ -	\$ -	\$ -	\$ -
	Operations & Maintenance	83,404	99,831	127,000	133,500
	Capital	-	-	-	-
		<u>\$ 83,404</u>	<u>\$ 99,831</u>	<u>\$ 127,000</u>	<u>\$ 133,500</u>

**City of Canyon Lake
Budget Detail
Fiscal Year 2023-24**

Development Services		NPDES - 515	
Function - Department		Division - Code	
Object		Budget	Proposed
Acct #	Description and Justification	2022-23	2023-24
6015	Salaries and Wages	\$ -	\$ -
6080	Benefits	-	-
Personnel Total:		\$ -	\$ -
6520	Membership/Dues/Publications	67,000	93,500
	NPDES MS4 Permit Fee	\$ 10,700	
	LE/CL TMDL	\$ 38,200	
	San Jacinto River Watershed Council	\$ 1,000	
	LESJWA	\$ 20,000	
	SAR NPDES Program Share	\$ 3,600	
	WMP Cost Share	\$ 20,000	
6610	Professional/Specialized Services	60,000	40,000
	Consultant for NPDES	\$ 40,000	
O & M Total:		\$ 127,000	\$ 133,500
	None	\$ -	\$ -
Capital Total:		\$ -	\$ -

**City of Canyon Lake
Budget Summary
Fiscal Year 2023-24**

Development Services
Function - Department

Code Enforcement - 520
Division - Code

Object Acct #	Actual 2020-21	Actual 2021-22	Budget 2022-23	Proposed 2023-24
PERSONNEL COSTS				
6015 Salaries and Wages	\$ 219,304	\$ 210,485	\$ 233,435	\$ 281,182
6080 Benefits	59,360	53,635	79,685	74,239
Personnel Total:	\$ 278,664	\$ 264,120	\$ 313,120	\$ 355,421
OPERATIONS & MAINTENANCE COSTS				
6210 Office Expense and Supplies	\$ -	\$ -	\$ 1,100	\$ 2,750
6220 Department Expense	12,033	9,774	19,000	18,500
6310 Communications	2,796	2,256	3,000	3,000
6320 Utilities	-	310	-	-
6415 Fleet Maintenance	10,987	16,198	6,500	6,500
6425 Fuels and Lubricants	3,718	3,136	4,500	4,500
6520 Membership/Dues/Publications	2,158	8,626	1,600	1,000
6610 Professional/Specialized Services	-	6,965	4,850	8,950
6710 Training and Education	324	986	2,500	2,000
O & M Total:	\$ 32,016	\$ 48,251	\$ 43,050	\$ 47,200
CAPITAL COSTS				
8001 Vehicles	-	-	1,000	-
Capital Total:	\$ -	\$ -	\$ 1,000	\$ -
<u>DIVISION SUMMARY</u>				
Personnel	\$ 278,664	\$ 264,120	\$ 313,120	\$ 355,421
Operations & Maintenance	32,016	48,251	43,050	47,200
Capital	-	-	1,000	-
	\$ 310,680	\$ 312,371	\$ 357,170	\$ 402,621

**City of Canyon Lake
Budget Detail
Fiscal Year 2023-24**

Development Services		Code Enforcement - 520	
Function - Department		Division - Code	
Object		Budget	Proposed
Acct #	Description and Justification	2022-23	2023-24
6015	Salaries and Wages	\$ 233,435	\$ 281,182
	Code Enforcement Officer	\$ 33,821	
	Code Enforcement Officer	\$ 69,606	
	Code Enforcement Officer	\$ 66,292	
	Code Enforcement Supervisor	\$ 85,582	
	Senior Administrative Assistant	\$ 25,881	
6080	Benefits	79,685	74,239
	Health/PERS/Medicare/SUTA/Deferred Comp/Life Ins.		
Personnel Total:		\$ 313,120	\$ 355,421
6210	Office Expense and Supplies	\$ 1,100	\$ 2,750
6220	Departmental Expense	19,000	18,500
	Miscellaneous	\$ 2,100	
	Data Ticket/Revenue Experts	\$ 3,200	
	Tuition Reimbursement	\$ 7,500	
	Printing	\$ 800	
	Equipment	\$ 1,000	
	Uniforms	\$ 1,900	
	BLM Cleanup	\$ 2,000	
6310	Communications	3,000	3,000
6415	Fleet Maintenance	6,500	6,500
6425	Fuels and Lubricants	4,500	4,500
6520	Membership/Dues/Publications	1,600	1,000
	Memberships	\$ 1,000	
6610	Professional/Specialized Services	4,850	8,950
	Coreologic/Real Quest	\$ 2,500	
	IworQ	\$ 6,450	
6710	Training and Education	2,500	2,000
O & M Total:		\$ 43,050	\$ 47,200
8001	Vehicles	1,000	-
Capital Total:		\$ 1,000	\$ -

**City of Canyon Lake
Budget Summary
Fiscal Year 2023-24**

General Government		Building and Facilities Maint - 550			
Function - Department		Division - Code			
Object Acct #		Actual 2020-21	Actual 2021-22	Budget 2022-23	Proposed 2023-24
PERSONNEL COSTS					
	None	\$ -	\$ -	\$ -	\$ -
OPERATIONS & MAINTENANCE COSTS					
6310	Communications	\$ 3,134	\$ 3,026	\$ -	\$ -
6320	Utilities	32,764	32,212	29,760	54,520
6330	Rentals & Leases	44,457	170,521	66,300	77,850
6520	Membership/Dues/Publications	6,186	-	7,000	7,500
6610	Professional/Specialized Services	47,723	47,048	38,100	60,100
6840	Liability Property Ins & Deductible	-	-	185,570	285,035
	O & M Total:	\$ 134,264	\$ 252,807	\$ 326,730	\$ 485,005
CAPITAL COSTS					
8000	Furniture & Equipment	\$ 21,727	\$ -	\$ 6,000	\$ 5,000
8018	Fire Station Upgrades	-	10,518	10,000	15,000
	Capital Total:	\$ 21,727	\$ 10,518	\$ 16,000	\$ 20,000
TRANSFERS OUT					
9000	Transfers Out	\$ -	\$ -	\$ -	\$ -
DIVISION SUMMARY					
	Personnel	\$ -	\$ -	\$ -	\$ -
	Operations & Maintenance	134,264	252,807	326,730	485,005
	Capital	21,727	10,518	16,000	20,000
	Transfers Out	-	-	-	-
		\$ 155,991	\$ 263,325	\$ 342,730	\$ 505,005

**City of Canyon Lake
Budget Detail
Fiscal Year 2023-24**

General Government		Building and Facilities Maint - 550	
Function - Department		Division - Code	
Acct #	Description and Justification	Budget 2022-23	Proposed 2023-24
6320	Utilities	\$ 29,760	\$ 54,520
	Electric	\$ 16,500	
	Gas	\$ 2,500	
	Water	\$ 1,600	
	Ring Central	\$ 9,800	
	Elevator Phone	\$ 620	
	Internet	\$ 2,500	
	Fire Dept Utilities	\$ 21,000	
6330	Rentals and Leases		
	City Hall - Administration	\$ 39,200	66,300
	Copy Costs	\$ 7,300 *	77,850
	Copier Lease	\$ 9,600	
	Postage Meter Lease	\$ 450	
	Tree Lease	\$ 21,300	
6520	Membership/Dues/Publications	7,000	7,500
	Merchants Association	\$ 7,500	
6610	Professional/Specialized Services	38,100	60,100
	Pest Control	\$ 2,550	
	Security	\$ 2,700	
	HVAC Maintenance	\$ 6,500	
	Janitorial	\$ 14,200	
	Elevator service	\$ 5,500	
	Veterans Bricks	\$ 500	
	Window cleaning	\$ 950	
	Sparkletts Water	\$ 1,700	
	Fire Extinguisher Service	\$ 500	
	Maintenance & Repairs	\$ 5,000	
	Fire Station Maintenance	\$ 15,000	
	Fire Dept Landscaping	\$ 5,000	
6840	Liability Property Ins & Deductible	185,570	285,035
	General Liability Premium	\$ 169,400	
	Property Premium	\$ 22,000	
	Cyber	\$ 18,100	
	ADWRP	\$ 135	
	Crime Bond	\$ 1,100	
	ERMA	\$ 12,700	
	APD	\$ 8,800	
	Workers Compensation Deposit	\$ 52,800	
O & M Total:		\$ 326,730	\$ 485,005
8007	Furniture & Equipment	\$ -	\$ 5,000
8018	Fire Station Upgrades	10,000	15,000
Capital Total:		\$ 16,000	\$ 20,000

* All copy costs have been moved to Department 550 from the other Departments.

**City of Canyon Lake
Budget Summary
Fiscal Year 2023-24**

Public Works - Streets Function - Department		Gas Tax - Fund 20 Division - Code			
Object Acct #		Actual 2020-21	Actual 2021-22	Budget 2022-23	Proposed 2023-24
PROGRAM REVENUES					
4840	Gas Tax 2103	\$ 73,389	\$ 87,206	\$ 102,110	\$ 109,686
4850	Gas Tax 2105	56,041	61,222	74,840	72,635
4860	Gas Tax 2106	38,726	42,627	50,940	49,696
4870	Gas Tax 2107	75,833	73,207	96,100	87,244
4875	Gas Tax 2107.5	3,000	3,000	3,000	3,000
4876	Road Maintenance Rehab	203,924	222,708	230,000	273,628
5021	Traffic Relief Revenue	-	-		-
4900	Interest Income	(318)	(18,752)	2,000	2,000
	Program Revenue Total	\$ 450,595	\$ 471,218	\$ 558,990	\$ 597,889
OPERATIONS & MAINTENANCE COSTS					
6610	Professional and Specialized Services	\$ 40,368	\$ 18,930	\$ 70,000	\$ 50,000
6320	Utilities	2,158	2,935	2,800	3,400
6720	Landscape Maintenance	66,215	60,922	69,300	69,300
6721	Street Maintenance	19,539	47,352	20,000	30,000
6722	Signal and Sign Maintenance	17,455	26,664	30,000	30,000
6724	Street Tree Trimming	-	-	5,000	5,000
6723	Reclaimed Water (RRCR)	9,685	11,252	10,500	11,000
	O & M Total:	\$ 155,420	\$ 168,055	\$ 207,600	\$ 198,700
CAPITAL COSTS					
8000	Pedestrian Crosswalk Enhancements	\$ -	\$ -	\$ 50,000	\$ -
8000	Long-Range Safety Plan Implementation	-	-	100,000	-
8000	RRCR Lighting Improvements	-	-	100,000	-
8000	Capital Outlay	7,138	129,250	-	-
	Capital Total:	\$ 7,138	\$ 129,250	\$ 250,000	\$ -
<u>DIVISION SUMMARY</u>					
	Total Revenue	\$ 450,595	\$ 471,218	\$ 558,990	\$ 597,889
	Personnel	\$ -	\$ -	\$ -	\$ -
	Operations & Maintenance	155,420	168,055	207,600	198,700
	Capital	7,138	129,250	250,000	-
	Total Expenditures	\$ 162,558	\$ 297,305	\$ 457,600	\$ 198,700
	Surplus/Shortfall	\$ 288,037	\$ 173,913	\$ 101,390	\$ 399,189
	Estimated Available Reserves				\$ 1,582,000

**City of Canyon Lake
Budget Summary
Fiscal Year 2023-24**

Public Works - Streets Function - Department		Measure A - Fund 21 Division - Code			
Object Acct #		Actual 2020-21	Actual 2021-22	Budget 2022-23	Proposed 2023-24
PROGRAM REVENUES					
4550	Measure A Fees	\$ 286,782	\$ 286,884	\$ 262,000	\$ 270,000
4790	Miscellaneous Income	-	-		
4900	Interest Income	(203)	(14,233)	1,000	1,000
	Program Revenue Total	\$ 286,579	\$ 272,651	\$ 263,000	\$ 271,000
PERSONNEL COSTS					
	None	\$ -	\$ -	\$ -	\$ -
OPERATIONS & MAINTENANCE COSTS					
6955	Interest Expense	\$ -	\$ -	\$ -	\$ -
6960	Principal Expense (RCTC advance)	-	-	-	-
6610	Professional Services	-	-	20,960	-
	O & M Total:	\$ -	\$ -	\$ 20,960	\$ -
CAPITAL COSTS					
8100	Catch Basin Improvements	\$ 1,820	\$ -	\$ -	\$ -
	Blockwall Improvements	-	-	100,000	-
	Lighting Improvements	-	-	30,000	-
	Corridor Safety Improvement Pro.				182,550
8100	Signal Timing Improvements	-	-	80,000	-
8100	Signal Ahead Flashing Beacons	6,189	-	60,000	-
	Capital Total:	\$ 8,009	\$ -	\$ 270,000	\$ 182,550
<u>DIVISION SUMMARY</u>					
	Total Revenue	\$ 286,579	\$ 272,651	\$ 263,000	\$ 271,000
	Personnel	\$ -	\$ -	\$ -	\$ -
	Operations & Maintenance	-	-	20,960	-
	Capital	8,009	-	270,000	182,550
	Total Expenditures	\$ 8,009	\$ -	\$ 290,960	\$ 182,550
	Surplus/Shortfall	\$ 278,570	\$ 272,651	\$ (27,960)	\$ 88,450
	Estimated Available Reserves				\$ 1,401,000

**City of Canyon Lake
Budget Summary
Fiscal Year 2023-24**

General Government		AQMD - Fund 25			
Function - Department		Division - Code			
Object Acct #		Actual 2020-21	Actual 2021-22	Budget 2022-23	Proposed 2023-24
PROGRAM REVENUES					
4580	SCAQMD Fees	\$ 14,364	\$ 13,948	\$ 13,500	\$ 14,200
4900	Interest Income	(34)	(1,309)	50	200
	Program Revenue Total	\$ 14,330	\$ 12,639	\$ 13,550	\$ 14,400
PERSONNEL COSTS					
	None	\$ -	\$ -	\$ -	\$ -
OPERATIONS & MAINTENANCE COSTS					
Public Works					
	None	\$ -	\$ -	\$ -	\$ -
	O & M Total:	\$ -	\$ -	\$ -	\$ -
CAPITAL COSTS					
8000	Capital Outlay	\$ -	\$ -	\$ -	\$ -
	Vehicle	-	99,759	-	-
	Capital Total:	\$ -	\$ 99,759	\$ -	\$ -
<u>DIVISION SUMMARY</u>					
	Total Revenue	\$ 14,330	\$ 12,639	\$ 13,550	\$ 14,400
	Personnel	\$ -	\$ -	\$ -	\$ -
	Operations & Maintenance	-	-	-	-
	Capital	-	99,759	-	-
	Total Expenditures	\$ -	\$ 99,759	\$ -	\$ -
	Surplus/Shortfall	\$ 14,330	\$ (87,120)	\$ 13,550	\$ 14,400
	Estimated Available Reserves				\$ 52,500

**City of Canyon Lake
Budget Summary
Fiscal Year 2023-24**

Public Safety - Police Function - Department		Law Enforcement Grants - Fund 26 Division - Code			
Object Acct #		Actual 2020-21	Actual 2021-22	Budget 2022-23	Proposed 2023-24
	PROGRAM REVENUES				
4575	CAL COPS Revenue	\$ 156,727	\$ 161,285	\$ 160,000	\$ 160,000
4900	Interest Income	-	-	-	-
	Program Revenue Total	\$ 156,727	\$ 161,285	\$ 160,000	\$ 160,000
414	PERSONNEL COSTS				
6010	Salaries and Wages	\$ -	\$ -	\$ -	\$ -
6080	Benefits	-	-	-	-
	Personnel Total:	\$ -	\$ -	\$ -	\$ -
414	OPERATIONS & MAINTENANCE COSTS				
6610	Professional/Specialized Services	\$ 250,000	\$ 180,000	\$ 160,000	\$ 160,000
	O & M Total:	\$ 250,000	\$ 180,000	\$ 160,000	\$ 160,000
	CAPITAL COSTS				
8000	Capital Outlay	\$ -	\$ -	\$ -	\$ -
	Capital Total:	\$ -	\$ -	\$ -	\$ -
	<u>DIVISION SUMMARY</u>				
	Total Revenue	\$ 156,727	\$ 161,285	\$ 160,000	\$ 160,000
	Personnel	\$ -	\$ -	\$ -	\$ -
	Operations & Maintenance	250,000	180,000	160,000	160,000
	Capital	-	-	-	-
	Total Expenditures	\$ 250,000	\$ 180,000	\$ 160,000	\$ 160,000
	Surplus/Shortfall	\$ (93,273)	\$ (18,715)	\$ -	\$ -
	Estimated Available Reserves				\$ 3,300

**City of Canyon Lake
Budget Summary
Fiscal Year 2023-24**

General Government Function - Department		Miscellaneous Grants - Fund 27 Division - Code			
Object Acct #		Actual 2020-21	Actual 2021-22	Budget 2022-23	Proposed 2023-24
	PROGRAM REVENUES				
4599	American Rescue Plan	\$ -	\$ 531,651	\$ 1,349,208	\$ 1,756,032
	Program Revenue Total	\$ -	\$ 531,651	\$ 1,349,208	\$ 1,756,032
	OPERATIONS & MAINTENANCE COSTS				
Var	Amounts Listed Below	\$ -	\$ 403,591	\$ 217,000	\$ 110,513
	O & M Total:	\$ -	\$ 403,591	\$ 217,000	\$ 110,513
	CAPITAL COSTS				
Var	Amounts Listed Below	\$ -	\$ -	\$ 2,100,000	\$ 1,610,519
	Total:	\$ -	\$ 128,060	\$ 2,100,000	\$ 1,610,519
	Total Revenue	\$ -	\$ 531,651	\$ 1,349,208	\$ 1,756,032
	Personnel	\$ -	\$ -	\$ -	\$ 35,000
	Operations & Maintenance	-	403,591	217,000	110,513
	Capital	-	128,060	2,100,000	1,610,519
	Total Expenditures	\$ -	\$ 531,651	\$ 2,317,000	\$ 1,756,032
	Surplus/Shortfall	\$ -	\$ -	\$ (967,792)	\$ -
	Estimated Available Reserves				\$ 15,817

American Rescue Plan Act		
Acct #	FY 2021-22	Total
	<u>Capital Improvement Projects</u>	
7000	\$ -	* \$ 1,350,000
7001	65,653	62,573
7002	6,000	110,000
7003	-	80,000
	71,653	1,602,573
	<u>Vehicle Acquisition</u>	
7004	56,407	7,946
7005	-	-
7006	-	-
	56,407	7,946
	<u>Other</u>	
7007	40,000	-
	-	35,000
	<u>Assistance to Small Businesses/Individuals</u>	
7008	-	65,000
7009	-	-
7010	15,000	-
7011	-	20,000
	15,000	85,000
	<u>Other Government Services</u>	
7012	-	5,080
7013	22,175	20,433
7016	326,416	-
	348,591	25,513
	Total ARPA Expenditures	\$ 1,756,032

* As part of the ARPA Agenda item amounts may be reallocated to Law Enforcement services.

**City of Canyon Lake
Budget Summary
Fiscal Year 2023-24**

Capital Projects Function - Department		Capital Projects - Fund 40 Division - Code			
Object Acct #		Actual 2020-21	Actual 2021-22	Budget 2022-23	Proposed 2023-24
	PROGRAM REVENUES				
4590	Grant Revenues	\$ -	\$ -	\$ -	\$ -
5901	Transfer from Gas Tax Fund	-	-	-	-
	Program Revenue Total	\$ -	\$ -	\$ -	\$ -
	CAPITAL COSTS				
8318	Vehicle Calming Signs	\$ -	\$ -	\$ -	\$ -
8102	City Hall Expansion	-	-	-	-
	Capital Costs Total:	\$ -	\$ -	\$ -	\$ -
	<u>DIVISION SUMMARY</u>				
	Total Revenue	\$ -	\$ -	\$ -	\$ -
	Personnel	\$ -	\$ -	\$ -	\$ -
	Operations & Maintenance	-	-	-	-
	Capital	-	-	-	-
	Total Expenditures	\$ -	\$ -	\$ -	\$ -
	Surplus/Shortfall	\$ -	\$ -	\$ -	\$ -
	Estimated Available Reserves				\$ 338,600

**City of Canyon Lake
Budget Summary
Fiscal Year 2023-24**

**Enterprise Fund - Rental
Function - Department**

**Rental - Fund 60
Dept - Code 560**

Object Acct #	Actual 2020-21	Actual 2021-22	Budget 2022-23	Proposed 2023-24
REVENUES				
4698 Rental Income	\$ 71,147	\$ 70,593	\$ 71,000	\$ 71,000
5901 Loan from General Fund	-	-	-	-
4585 CDBG Grant	-	-	-	-
Revenue Total	\$ 71,147	\$ 70,593	\$ 71,000	\$ 71,000
OPERATING EXPENDITURES				
6210 Office Expense & Supplies	\$ 255	\$ 534	\$ 600	\$ 600
6320 Utilities	9,737	11,675	13,000	15,000
6325 Repairs & Maintenance	390	350	7,000	5,000
6326 Assessments	9,279	9,687	10,000	11,000
6327 Insurance	-	-	700	-
6328 Property Taxes	-	2,627	2,700	2,700
6610 Professional & Specialized Services	2,605	1,416	-	-
6900 Interest Expense	17,323	23,257	7,800	36,000
Expenditure Total:	\$ 39,589	\$ 49,546	\$ 41,800	\$ 70,300
CAPITAL COSTS				
8023 ADA Project	-	147,134	-	-
8014 Building Improvements	28,900	102,630	-	-
	\$ 28,900	\$ 249,764	\$ -	\$ -
<u>DIVISION SUMMARY</u>				
Total Revenue	\$ 71,147	\$ 70,593	\$ 71,000	\$ 71,000
Personnel	\$ -	\$ -	\$ -	\$ -
Operations & Maintenance	39,589	49,546	41,800	70,300
Capital	28,900	249,764	-	-
Total Expenditures	\$ 68,489	\$ 299,310	\$ 41,800	\$ 70,300
Surplus/Shortfall	\$ 2,658	\$ (228,717)	\$ 29,200	\$ 700
Estimated Available Reserves				\$ -

**City of Canyon Lake
Budget Summary
Fiscal Year 2023-24**

Enterprise Fund - Rental Function - Department		Rental - Fund 60 Dept - Code 570			
Object Acct #		Actual 2020-21	Actual 2021-22	Budget 2022-23	Proposed 2023-24
	REVENUES				
4698	Rental Income	\$ 4,418	\$ 14,060	\$ 17,200	\$ -
	Revenue Total	\$ 4,418	\$ 14,060	\$ 17,200	\$ -
	PERSONNEL COSTS				
	None	\$ -	\$ -	\$ -	\$ -
	OPERATING EXPENDITURES				
6210	Office Expense & Supplies	\$ 98	\$ 85	\$ 425	\$ 400
6320	Utilities	883	2,479	2,700	2,800
6325	Repairs & Maintenance	-	1,226	4,200	2,000
6328	Property Taxes	1,622	-	-	1,400
6326	Assessments	265	3,229	3,500	3,800
6327	Insurance	-	-	600	-
6610	Professional/Specialized Services	311	1,226	1,800	1,800
6900	Interest Expense	-	-	6,000	-
	Expenditure Total:	\$ 3,179	\$ 8,245	\$ 19,225	\$ 12,200
	CAPITAL COSTS				
	Building Improvements	\$ -	\$ -	\$ -	\$ -
	<u>DIVISION SUMMARY</u>				
	Total Revenue	\$ 4,418	\$ 14,060	\$ 17,200	\$ -
	Personnel	\$ -	\$ -	\$ -	\$ -
	Operations & Maintenance	3,179	8,245	19,225	12,200
	Capital	-	-	-	-
	Total Expenditures	\$ 3,179	\$ 8,245	\$ 19,225	\$ 12,200
	Surplus/Shortfall	\$ 1,239	\$ 5,815	\$ (2,025)	\$ (12,200)
	Estimated Available Reserves				\$ -

ATTACHMENT 2

RESOLUTION NO. 2023-24

A RESOLUTION OF THE CITY COUNCIL OF THE CITY OF CANYON LAKE, CALIFORNIA, ADOPTING THE BUDGET, APPROPRIATING REVENUE AND ESTABLISHING THE APPROPRIATIONS LIMIT FOR FISCAL YEAR 2022-2023

WHEREAS, the City Manager has prepared and submitted to the City Council a proposed budget for the 2023-2024 fiscal year commencing July 1, 2023, and ending June 30, 2024; and

WHEREAS, the City Council held a Council Meeting to discuss the proposed budget on June 14, 2023, where all interested persons were provided the opportunity to be heard; and

WHEREAS, the City Council has considered the same budget and comments thereon, and has determined it is necessary for the efficient management of the City that certain sum of revenue be appropriated to the various departments, officers, agencies and activities of the City; and

WHEREAS, an appropriations limit must be established for FY 2023-2024 to meet the legal requirements of Article XIII B of the California Constitution, including the designation of certain revenues as tax proceeds, as set forth in said budget.

NOW, THEREFORE, THE CITY COUNCIL OF THE CITY OF CANYON LAKE RESOLVES AND ORDERS AS FOLLOWS:

Section 1. The foregoing recitals are true and correct.

Section 2. For the Fiscal Year ending June 30, 2024, the appropriations limit has been computed using the change in population for the City of Canyon Lake and the change in California per capita personal income as set out in Section 7901 of the Government Code. The appropriations limit for the fiscal year ending June 30, 2024, is established at \$7,496,718 as verified by calculations attached "Exhibit A".

Section 3. The City Council hereby identifies and authorizes a total estimated Operations, Debt Service and Capital Budget for FY 2023-2024 in the amount of \$9,914,399 with reserves and balances of \$8,838,217 and appropriates said amount from revenues of the City to the departments, functions and funds as contained in the Budget and authorizes the City Manager to carry out the City's expenditures in conformity herewith.

PASSED, APPROVED AND ADOPTED this 14th day of June 2023.

Jeremy Smith, Mayor

ATTEST:

Sheryl L. Garcia, MMC, CPM
City Clerk

“Exhibit A”

CITY OF CANYON LAKE

2023-2024 APPROPRIATIONS COMPUTATION

2022-2023 Appropriations Limit	\$7,213,238
Multiply by Cumulative Growth Factor (See below from “C”)	
2023-2024 Appropriations Limit	\$7,496,718
(a) *Inflation Change = 4.44 %	1.0444 ratio
(b) **Population Change for City = -0.49%	0.9951 ratio
(c) Cumulative Growth Factor Calculation: 1.0444 X 0.9951	1.0393 ratio

* California per capita personal income selected

** City percentage change

ATTACHMENT 3

RESOLUTION NO. 2023-25

A RESOLUTION OF THE CITY COUNCIL OF THE CITY OF CANYON LAKE, CALIFORNIA, APPROVING THE SALARY AND WAGE SCHEDULE FOR EMPLOYEES OF THE CITY OF CANYON LAKE FOR FISCAL YEAR 2023-24

WHEREAS, the City Council annually adopts a resolution which establishes salaries and wages for its employees; and

WHEREAS, the City Manager has reviewed the staff positions and the organizational structure of the City and identified positions necessary for the City of Canyon Lake.

NOW, THEREFORE, THE CITY COUNCIL OF THE CITY OF CANYON LAKE RESOLVES AS FOLLOWS:

Section 1. The foregoing recitals are true and correct.

Section 2. Exhibit “A” has been modified to incorporate employee positions, salaries, and wages.

Section 3. All other terms and conditions of employment shall remain the same.

Section 4. These changes shall be effective July 1, 2023, and shall continue until modified.

PASSED, APPROVED AND ADOPTED this 14th day of June 2023.

Jeremy Smith, Mayor

ATTEST:

Sheryl L. Garcia, MMC, CPM
City Clerk

EXHIBIT "A"
SALARY SCHEDULE

Proposed – Effective July 1, 2023

Salaried Employees					
Job Title	Step A	Step B	Step C	Step D	Step E
City Manager	Per Contract				
City Clerk	\$124,200.00	\$130,410.00	\$136,930.50	\$143,777.03	\$150,965.88
Deputy City Clerk	\$99,360.00	\$104,328.00	\$109,544.40	\$115,021.62	\$120,772.70
Administrative Services Director	\$129,375.00	\$135,843.75	\$142,635.94	\$149,767.73	\$157,256.12
Management Analyst II	\$99,360.00	\$104,328.00	\$109,544.40	\$115,021.62	\$120,772.70
Management Analyst I	\$82,800.00	\$86,940.00	\$91,287.00	\$95,851.35	\$100,643.92
Accountant / HR Specialist	\$87,975.00	\$92,373.75	\$96,992.44	\$101,842.06	\$106,934.16
Dep Bldg Official / Sr. Bldg Inspector	\$87,975.00	\$92,373.75	\$96,992.44	\$101,842.06	\$106,934.16
Code Enforcement Supervisor	\$77,625.00	\$81,506.25	\$85,581.56	\$89,860.64	\$94,353.67
Executive Assistant / Analyst	\$67,275.00	\$70,638.75	\$74,170.69	\$77,879.22	\$81,773.18

Hourly Full-Time Employees					
Job Title	Step A	Step B	Step C	Step D	Step E
Senior Code Enforcement Officer	\$70,121.25	\$73,627.31	\$77,308.68	\$81,174.11	\$85,232.82
Code Enforcement Officer	\$63,135.00	\$66,291.75	\$69,606.34	\$73,086.65	\$76,740.99
Building Permit Technician II	\$67,275.00	\$70,638.75	\$74,170.69	\$77,879.22	\$81,773.18
Building Permit Technician I	\$60,030.00	\$63,031.50	\$66,183.08	\$69,492.23	\$72,966.84
Executive Assistant	\$56,925.00	\$59,771.25	\$62,759.81	\$65,897.80	\$69,192.69

Hourly Part-Time Employees					
Job Title	Step A	Step B	Step C	Step D	Step E
Senior Administrative Assistant	\$23.29/hr.	\$24.45/hr.	\$25.67/hr.	\$26.96/hr.	\$28.31/hr.
Administrative Assistant	\$20.96/hr.	\$22.01/hr.	\$23.11/hr.	\$24.26/hr.	\$25.48/hr.
Code Enforcement Officer	\$31.95/hr.	\$33.55/hr.	\$35.23/hr.	\$36.99/hr.	\$38.84/hr.
Accounting Technician I	\$20.96/hr.	\$22.01/hr.	\$23.11/hr.	\$24.26/hr.	\$25.48/hr.

EXHIBIT "A"
SALARY SCHEDULE – FIRE DEPARTMENT
Proposed – Effective July 1, 2023

Salaried Employees		
Class	Position	Annual Salary
CFD-01	Fire Chief	Per Contract*: Base Pay \$123,535
CFD-02	Battalion Chief	Per Contract*: Base Pay \$99,523

Hourly Employees						
Class	Position	Step A	Step B	Step C	Step D	Step E
CFD-03	Captain	\$23.79/hr.	\$24.97/hr.	\$26.21/hr.	\$27.52/hr.	\$28.89/hr.
CFD-04	Captain/Paramedic	\$24.97/hr.	\$26.21/hr.	\$27.52/hr.	\$28.89/hr.	\$30.33/hr.
CFD-05	Engineer	\$21.63/hr.	\$22.71/hr.	\$23.84/hr.	\$25.03/hr.	\$26.28/hr.
CFD-06	Engineer/Paramedic	\$22.70/hr.	\$23.83/hr.	\$25.02/hr.	\$26.27/hr.	\$27.58/hr.
CFD-07	Fire fighter/Paramedic	\$19.66/hr.	\$20.64/hr.	\$21.67/hr.	\$22.75/hr.	\$23.88/hr.

Paid Call Positions		
Class	Position	Hourly Rate
CFD-8	Paid/Call Captain	\$23.79/hr.
CFD-9	Paid/Call Engineer	\$22.70/hr.
CFD-10	Paid/Call Fire fighter	\$19.66/hr.

Volunteer Positions		
Class	Position	Stipend
CFD-11	Reserve Fire fighter	\$50.00 per 24-hour shift

*= Other terms and conditions of employment, including performance pay and benefits subject to City Manager approved agreement.



STAFF REPORT

TO: Honorable Mayor and Members of the City Council

FROM: Nicole Dailey, City Manager

BY: Terry Shea, Finance Director

DATE: June 14, 2023

SUBJECT: Adopt a Resolution Approving the Revised Fund Balance Policy

Recommendation

Adopt Resolution 2023-26 approving the Revised Fund Balance Policy.

Background

It is standard practice in local governments throughout the United States to have a reserve for cash flow needs ("working capital") and/or economic contingencies in one or more funds. Most common are reserves in a government entities' general fund, capital-intensive enterprise funds, and insurance trust funds. For these funds, it is common for unanticipated expenses or economic downturns to have adverse and potentially significant financial impacts absent resources set aside specifically for such occurrences.

Establishing formal reserve policies is recommended by the Government Finance Officers Association and encouraged by the bond rating agencies of Fitch, Standard & Poor's, and Moody's. The rating agencies view government entities very favorably when they establish and maintain reserve policies, particularly at times of fiscal uncertainty.

The City of Canyon Lake adopted a Fund Balance Policy in June of 2011 and set an Emergency Contingency Reserve at 50% of annual General Fund Expenditures. However, the Fund Balance Policy was amended on July 1, 2015, eliminating the 50% Emergency Contingency due to the City's General Fund balance condition at that time.

Discussion

One of the City Council's goals this year is to solidify and diversify City revenues. A key part of doing so is to ensure the long-term financial stability and solvency of the organization, particularly during times of economic distress, emergencies and other unexpected impacts that may affect the organization. As such, it is essential that the City remains fiscally responsible and prudent by reestablishing a fund balance policy that preserves the financial future of the

City. As such, staff has developed a revised fund balance policy that aims to achieve a 100% reserve within the next five years as previously directed by the City Council.

Recommended Policy Elements

It is recommended that the following key elements be included in the City's proposed Fund Balance Policy:

1. Differentiate between four categories of reserves:
 - A. The "**Emergency Reserve**" for unanticipated emergencies and/or unforeseen major unavoidable expenditures;
 - B. The "**Contingency Reserve**" for needs during economic downturns, and in cases of unforeseen sudden revenue loss; and,
 - C. The "**Vehicle & Equipment Replacement Reserve**" for future vehicle and equipment replacements; and,
 - D. The "**Surplus Reserve**" for monies set aside above the appropriated expenditures and the percentages set for the Emergency and Contingency Reserves.
2. Specify how and when each of these reserves may be accessed;
3. Specify when these reserves are permitted to be below the policy level, for how long, and in what way(s) they are to be replenished; and
4. Provide a framework through which the reserves may be accessed by the City Council for purposes other than an emergency or an economic downturn.

In establishing the attached Revised Fund Balance Policy, these elements were considered resulting in the following recommended reserves and reserve levels:

- **Emergency Reserve:** Set on June 30 each year at 10% of the upcoming fiscal year's General Fund expenditure budget. This reserve would only be utilized in a time of an emergency, as defined in the Policy, which must be declared by the two-thirds majority of the City Council. In the event that an emergency is declared, and the reserve is accessed, once the emergency has passed, staff would present a situation-specific plan to the City Council for replenishing the reserve over a period not to exceed three years. The occurrence of an emergency that would require access to this portion of the reserve would be an extremely unusual and infrequent occurrence, such as a major natural disaster or a major unforeseen settlement.

- **Contingency Reserve:** Set on June 30 each year at 5% of the upcoming fiscal year's General Fund expenditure budget. This reserve would only be accessible to address unforeseen sudden revenue loss that could not be balanced with other measures. The reserve is intended to provide a "bridge" to facilitate a measured and thoughtful reduction in expenditures during times of economic downturn rather than making immediate and drastic budget cuts without the time for proper evaluation. Approval of the two-thirds majority of the City Council would be required to access the reserve. Thereafter, staff would be required to present a plan to the City Council to restore the Contingency Reserve to the 5% level over no more than a three-year period.
- **Vehicle & Equipment Replacement Reserve:** Funded on an annual basis based on the Vehicle Replacement Schedule, which considers the replacement costs for the vehicles and associated equipment over the useful life of each vehicle. These funds will be transferred annually to the Vehicle Replacement Fund. The goal is to be able to replace the vehicles and equipment at the end of their useful lives without debt financing.
- **Surplus Reserve:** The goal is to increase the Surplus Reserves to 85% over the next five (5) years, which would raise the General Fund Fund Balance to 100% of the current fiscal year's budgeted expenditures. If at any time the Surplus Reserves exceed 85% of the General Fund expenditures budget during a fiscal year (for a total of a 100%, i.e., Surplus 85%, Emergency 10%, and Contingency 5%), staff must present a plan to the City Council with options for appropriate uses for the excess funds to bring the General Fund Reserve balance to the 100% level or below. These uses could include deferred capital projects, vehicle or equipment purchases, or other expenditures of a one-time nature.

In addition, any appropriation from reserves that causes the reserve balance to drop below the mandatory 15% (i.e., Emergency and Contingency Reserves) must be backfilled in subsequent fiscal years, with a plan drafted by staff and approved by the City Council.

Further, any report requesting an appropriation from reserves, regardless of whether it brings the balance below the mandatory 15% level, must include an analysis of the impact of the appropriation on the General Fund Reserve balance.

Fiscal Impact

The changes proposed in this policy are anticipated to have a positive fiscal impact on the City's bond ratings. At the same time, there is a direct fiscal impact associated with the Fund Balance Policy. The General Fund Reserve Levels based on the proposed FY 2023-24 General Fund Expenditures of \$7,534,617, would be \$753,462 for the Emergency Reserve (10%) and \$376,731 for the Contingency Reserve (5%). The current proposed General Fund Balance on June 30, 2024 is \$5,482,857, which would leave the Surplus Reserve amount at \$4,362,60, which is approximately 58% of the proposed expenditures. As a result, the City would have an estimated combined reserve of 73%.

Attachments

1. Resolution No. 2023-26

ATTACHMENT 1

RESOLUTION NO. 2023-26

A RESOLUTION OF THE CITY COUNCIL OF THE CITY OF CANYON LAKE, CALIFORNIA, ESTABLISHING A REVISED FUND BALANCE POLICY

WHEREAS, it is necessary to establish a Fund Balance Policy which outlines the procedures for reporting unrestricted fund balances in the General Fund financial statements; and

WHEREAS, certain commitments and assignments of fund balances will help ensure there will be adequate financial resources to protect the City against unforeseen circumstances and events such as revenue shortfalls and unanticipated expenditures; and

WHEREAS, this policy authorizes and directs the Finance Director to prepare financial reports which accurately categorize fund balance as per Government Accounting Standards Board (GASB) Statement No. 54, Fund Balance Reporting and Governmental Fund Type Definitions; and

WHEREAS, the fund balance is essentially the difference between the assets/deferred outflows of resources and liabilities/deferred inflows of resources reported in the governmental fund. There are five separate components of fund balance, each of which identifies the extent to which the City is bound to honor constraints on the specific purposes for which amounts can be spent.

- Nonspendable fund balance (inherently nonspendable)
- Restricted fund balance (externally enforceable limitation on use)
- Committed fund balance (self-imposed limitation on use)
- Assigned fund balance (limitation resulting from intended use)
- Unassigned fund balance (residual net resources); and

WHEREAS, the Nonspendable fund balance and Restricted fund balance are not addressed in this policy due to the nature of their restrictions. An example of nonspendable fund balance is inventory. Restricted fund balance is either imposed by law or constrained by grantors, contributors, or laws or regulations of other governments. This policy is focused on finance reporting of unrestricted fund balance, or the Committed, Assigned or Unassigned fund balances; and

WHEREAS, in regards to the Committed Fund Balance, the City Council, as the City's highest level of decision-making authority, may commit fund balance for specific purposes pursuant to constraints imposed by formal actions taken, such as an ordinance or resolution. These committed amounts cannot be used for any other purpose unless the City Council removes or changes the specified use through the same type of formal action taken to establish the commitment. City Council action to commit fund balance needs to occur within the fiscal reporting period; however the amount can be determined subsequently; and

WHEREAS, the City's General Fund fund balance committed for the Emergency Reserve is established at ten Percent (10%), the Contingency Reserve at 5% of annual General Fund budgeted expenditures. As defined in the resolution establishing these commitments, the specific uses for Emergency Reserve are listed as the declaration of a state or federal state of emergency or a local emergency. The Contingency Reserve is established for the purpose of providing a "bridge" to facilitate a measured and thoughtful reduction in expenditures during times of economic downturn, rather than making immediate and drastic budget cuts without the time for proper evaluation. The City Council may, by the affirming vote of three members, change the amount of this commitment and/or the specific uses of these monies; and

WHEREAS, in regards to the Fund Balance Classification, the accounting policies of the City consider restricted fund balance to have been spent first when expenditure is incurred for purposes for which both restricted and unrestricted fund balance is available. Similarly, when an expenditure is incurred for purposes for which amounts in any of the unrestricted classifications of fund balance could be used, the City considers committed amounts to be reduced first, followed by assigned amounts and then unassigned amounts; and

WHEREAS, this policy is in place to provide a measure of protection for the City against unforeseen circumstances and to comply with GASB Statement No. 54. No other policy or procedure supersedes the authority and provisions of this policy.

NOW THEREFORE, THE CITY COUNCIL OF THE CITY OF CANYON LAKE DOES HEREBY RESOLVE AS FOLLOWS:

Section 1. The foregoing recitals are true and correct.

Section 2. The City Council of the City of Canyon Lake formally approves the Revised Fund Balance Policy, attached as Exhibit "1" hereto, establishing the procedures for reporting the unrestricted fund balances in the General Fund.

PASSED, APPROVED AND ADOPTED this 14th day of June 2023.

Jeremy Smith, Mayor

ATTEST:

Sheryl L. Garcia, MMC, CPM
City Clerk

EXHIBIT “1”

Revised Fund Balance Policy

- A. This Revised Fund Balance Policy establishes guidelines and procedures for allocating and reporting fund balance in the financial statement in accordance with Governmental Accounting Standard Board (GASB) Statement No. 54, *Fund Balance Reporting and Governmental Fund Type Definitions*, and as committed by City Council, effective beginning June 14, 2023.
- B. Fund balance is defined as the difference between the assets/deferred outflows of resources and liabilities/deferred inflows of resources reported in a governmental fund.
- C. GASB Statement No. 54 defines five separate components of fund balance, each of which identifies the extent to which the City is bound to honor constraints on the specific purposes for which amounts can be spent.
- D. The following components defined by GASB Statement No. 54 shall constitute the City’s Fund Balance for financial reporting purposes:
1. Nonspendable Fund Balance
Amounts that are not in spendable form, such as inventory, prepaid amounts and long-term receivables, and those that legally or contractually must be kept intact, such as endowment corpus or revolving loan funds.
 2. Restricted Fund Balance
Amounts that can be used only for specific purposes due to limitations imposed by creditors, grantors, contributors, or laws and regulations of other governments and limitations imposed by law through constitutional provisions or enabling legislation.
 3. Committed Fund Balance
Amounts that can only be used for specific purposes because of a formal action by the government’s highest decision-making authority. These constraints are binding unless removed in the same manner in which they were originally committed.
 4. Assigned Fund Balance
Amounts intended for specific purposes but not restricted or committed. Intended use established by highest level of decision making, by a body designated for that purpose, or by an official designated for that purpose (delegated by the City Council to the City Manager).
 5. Unassigned Fund Balance
Excess of nonspendable, restricted, committed, and assigned total fund balance. Only the General Fund can report a positive unassigned fund balance. Other funds might have a negative unassigned fund balance due to overspending restricted, committed, or assigned amounts.

- E. For the General Fund, unless the fund balances are non-spendable or restricted, fund balances are considered to be “spendable” and available for use at the discretion of the City Council.
- F. For all other Special Revenue and Capital Projects Funds, these resources are limited as to use by external enforceable limitations (e.g. enabling legislation), therefore fund balances in these funds will be categorized as restricted.

RESERVES

- A. The Reserve Policy is designed to develop standards for setting reserve levels for various significant City funds. Adequate reserve levels are a necessary component of the City’s overall financial management strategy and a key factor in external agencies’ measurement of the City’s financial strength.
- B. The City shall maintain reserves at a prudent level and shall use reserves appropriately with a focus on contributing to the reserves in good times and drawing on the reserves in times of difficult budget periods to maintain a consistent level of service and quality operations.
- C. Use of reserves may be used as approved by the City Council to supplement the annual budget by providing appropriate cash flow for the operation of city services, to address emergencies and unexpected opportunities, to maintain the City’s credit rating or other purposes deemed appropriate by the City Council.
- D. The Policy covers the General Fund.

General Fund

The reserves of the General Fund will be based on the risks that influence the need for reserves as a hedge against uncertainty and loss. A risk is defined as the probability and magnitude of a loss, disaster, or other undesirable event. The risk factors are as follows: Revenue Sources Stability, Vulnerability to Extreme Events, Expenditure Volatility, Liquidity, Other Fund’s Dependency, Growth, Capital Projects, and Capital Asset Replacements.

Maintaining healthy reserves in the General Fund is a critical component of the City's sound financial management practices. This policy therefore establishes minimum required reserve balances for the General Fund in three categories as below:

1. An Emergency Reserve equal to 10% of the General Fund expenditure budget; and
2. A Contingency Reserve equal to 5% of the General Fund expenditure budget; and
3. A Vehicle & Equipment Replacement Reserve (based on the annual Vehicle Replacement Schedule)

For purposes of this policy, these reserve levels are to be established annually as part of the budget process utilizing the preliminary General Fund budget for the year(s).

Emergency Reserve

The Emergency Reserve is established for the purpose of addressing any extremely unusual and infrequent occurrences, such as a major natural disaster or a major unforeseen settlement. Utilization of the emergency reserve requires declaration of an emergency by a two-thirds majority of the City Council, and specification of the maximum dollar amount to be used. If the Emergency Reserve is accessed, staff must present a plan to the City Council following the termination of the emergency to return the Emergency Reserve to the 10% minimum level. The proposed timeline for restoring the reserve level must not exceed three years.

Contingency Reserve

The Contingency Reserve is established for the purpose of providing a "bridge" to facilitate a measured and thoughtful reduction in expenditures during times of economic downturn, rather than making immediate and drastic budget cuts without the time for proper evaluation. Utilization of the economic contingency reserve, including specification of the maximum dollar amount to be used, requires approval by a two-thirds majority of the City Council. Once utilization of the Contingency Reserve has been terminated, staff must present a plan to the City Council to return the Contingency Reserve to the 5% minimum level over no more than a three-year period.

Vehicle & Equipment Replacement Reserve

The Vehicle Replacement Reserve will be funded on annual basis based on the Vehicle Replacement Schedule which considers the replacement costs for the vehicles and associated equipment over the useful life of each vehicle. These funds will be transferred annually to the Vehicle Replacement Fund. The goal is to be able to replace the vehicles and equipment at the end of their useful lives without debt financing.

Surplus Reserves

These funds are termed Surplus Reserves in this policy. If at any time the Surplus Reserves exceed 85% of the General Fund expenditures budget during a fiscal year (for a total of a 100%, i.e., Surplus 85%, Emergency 10%, and Contingency 5%), staff must present a plan to the City Council with options for appropriate uses for the excess funds to bring the General Fund Reserve balance to the 100% level or below. The goal would be to increase the Surplus Reserves to 85% over the next five (5) years, which would raise the General Fund Fund Balance to 100% of the current fiscal year's budgeted expenditures. These uses could include deferred capital projects, vehicle or equipment purchases, or other expenditures of a one-time nature.

Utilization of Reserves for Other Purposes

It is recognized that from time to time there may be reasons to utilize General Fund reserves for special projects, programs, and purchases of a one-time nature. In these instances, the following requirements apply to a request for a supplemental appropriation from reserves based on the then current balance in the overall reserve levels (Emergency Reserve + Contingency Reserve + Surplus Reserves).

1. When Surplus Reserves are to be utilized for the requested appropriation, and any such appropriation is one-time in nature, the City Council may appropriate the funds in the context of the City's overall financial needs as presented by staff.

2. When no Surplus Reserves exist, the City Council may appropriate funds from the Contingency Reserve for purposes other than those outlined in the Contingency Reserve section of this policy:
 - a. with a two-thirds approval;
 - b. for projects that are one-time in nature;
 - c. in the context of the City's overall financial needs as presented by staff; and
 - d. with a requirement that staff incorporate an appropriation to reserves in the subsequent fiscal year's budget in order to restore the Contingency Reserve to the 5% level.

3. Any report requesting a supplemental appropriation from reserves must include an analysis of the impact of the appropriation on the General Fund Reserve balance.



STAFF REPORT

TO: Honorable Mayor and Members of the City Council

FROM: Nicole Dailey, City Manager

BY: Mike Borja, Administrative Services Director

DATE: June 14, 2023

SUBJECT: Adopt a Resolution Approving CPI and Pass-Through Adjustments to CR&R's Solid Waste Rates Consistent with Government Code Section 53756

Recommendation

Adopt Resolution No. 2023-27 approving CPI and pass-through adjustments to CR&R's solid waste rates consistent with Government Code Section 53756.

Background

Pursuant to Chamber 6 of the Canyon Lake Municipal Code, the City of Canyon Lake has had an exclusive franchise agreement with CR&R Incorporated for the collection, transportation, recycling, composting, and disposal of solid waste, recyclables, yard waste/organics, construction debris and temporary roll-off bins/roll-off services within residential, industrial, and commercial areas of the City. This agreement was amended and restated on July 1, 2020, and is for a term of 10 years.

As provided for in the franchise agreement, and consistent with the City's obligation to protect the public health and safety by ensuring that solid waste is regularly collected and processed in compliance with state law, the City regularly monitors the fees charged for solid waste collection services to ensure they are adequate to fund this necessary service.

According to Government Code Section 53756, an agency providing water, wastewater, sewer, or refuse collection service may adopt a schedule of fees or charges authorizing automatic adjustments that pass-through increases in wholesale charges for water, sewage treatment, or wastewater treatment or adjustments for inflation. Therefore, CR&R reviews and adjusts rates annually to reflect changes in the Consumer Price Index (CPI) and any increases in Riverside County's disposal fee.

Discussion

On April 5, 2023, the City received correspondence from CR&R Incorporated requesting an Annual Rate Adjustment for Fiscal Year 2023-2024 due to changes in the CPI and disposal fees charged for their services. According to CR&R, the change in the Annual data from the Bureau of Labor Statistics (BLS) for calendar year 2022, CPI for All Urban Consumers increased by 8.70%. In addition, the County of Riverside's Waste Management Department indicated that they would be adjusting their disposal rate by 7.30%. Therefore, CR&R prepared an updated rate schedule, Attachment 2, passing these adjustments through to the various rates effective July 1, 2023.

The rate adjustment for residential standard service is a proposed increase of \$2.81 per month; from \$34.44 to \$37.25 per month. Similarly, for commercial, industrial, and multi-family residential refuse service, the typical three cubic yard bin with pick-ups once per week will increase from \$178.29 to \$193.48 per month, which is an increase of \$15.19 per month.

Fiscal Impact

The proposed rate adjustment will result in a slight increase in franchise revenues for the City.

Attachments

1. Resolution No. 2023-27
2. CR&R Annual Consumer Price Index Rate Adjustment

ATTACHMENT 1

RESOLUTION NO. 2023-27

A RESOLUTION OF THE CITY COUNCIL OF THE CITY OF CANYON LAKE, CALIFORNIA, APPROVING CPI AND PASS-THROUGH ADJUSTMENTS TO SOLID WASTE RATES CONSISTENT WITH GOVERNMENT CODE SECTION 53756

WHEREAS, Proposition 218 was adopted on November 6, 1996, adding Article XIID, Section 6, to the California Constitution; and

WHEREAS, the City of Canyon Lake has adopted an exclusive franchise agreement (“Agreement”) with CR&R Environmental Services, Inc. (“CR&R”); and

WHEREAS, under the Agreement, CR&R provides solid waste collection services for the City of Canyon Lake; and

WHEREAS, pursuant to the provisions of State law, including but not limited to Health & Safety Code Sections 5470 et seq., the City of Canyon Lake may adopt and implement fees and charges to cover the cost of collection of solid waste within the City and, when adopted, may collect such fees for residential service on the property tax rolls; and

WHEREAS, the City has received correspondence from its contract solid waste hauler, CR&R Incorporated, requesting increases in the various rates charged for their services in order to pass through increases in CPI and Riverside County Waste Management Department disposal charges; and

WHEREAS, the proposed solid waste fees are set out in Exhibit “A”, attached, and incorporated hereto.

NOW THEREFORE, THE CITY COUNCIL OF THE CITY OF CANYON LAKE DOES HEREBY RESOLVE AS FOLLOWS:

Section 1. The foregoing recitals are true and correct.

Section 2. The adoption of this Resolution is exempt from the Requirements of the California Environmental Quality Act (“CEQA”) pursuant to Public Resources Code Section 21080(b) and Section 15273 of the State CEQA Guidelines because the Resolution pertains to the approval of rates necessary to maintain services within the City’s existing service area.

Section 3. Pursuant to Government Code section 53756, the City Council authorizes the automatic adjustments to the rates as described in Exhibit “A” beginning July 1, 2023 that pass through the increases tipping fees charged by Riverside County and adjusts for inflation.

Section 4. Such residential solid waste fees shall be collected on the property tax rolls. The City Clerk is directed to file a certified copy of this resolution and of the report with the County Auditor. The County Auditor is designated and empowered to collect the assessment as set out here as necessary. For the purpose of tax roll collection, the fees set forth in the report shall be deemed to constitute special assessments against the respective parcels on which they are levied without regard to property valuation. The Assessment shall be collected at the same time and subject to the same procedures provided for such taxes. All laws applicable to the levy, collection and enforcement of ad valorem property taxes shall be applicable to such assessments, except that if any real property to which such fees or charges relate has been transferred or conveyed to a bona fide purchaser for value, or if a lien of a bona fide encumbrancer for value has been created and attached thereon, prior to the date on which the first installment of such taxes would become delinquent, then the lien which would otherwise be imposed shall not attach to such real property and the fees or charges and interest shall be transferred to the unsecured roll for collection.

PASSED, APPROVED AND ADOPTED this 14th day of June, 2023.

Jeremy Smith, Mayor

ATTEST:

Sheryl L. Garcia, MMC, CPM
City Clerk

EXHIBIT "A"
PROPOSED SOLID WASTE FEES

[attached]

CITY OF CANYON LAKE

Schedule of Rates
(effective July 1, 2023)

2 Fully automated single family residential collection, fully mechanized recycling, composting, transfer and disposal:		
Monthly Rate:	(includes Extraordinary Recycling Fee)	\$ 34.26
3 Fully automated single family residential additional refuse, recycling or composting container:		
Monthly Rate Per Container:		\$ 14.34
4 Single family residential additional bulky item pick up:		
Per Pick Up (two items per pick up):		\$ 15.18
Residential Organic AD Service		\$ 2.99
Additional Food Scrap Pail		\$ 10.53
5 Commercial, industrial, and multi-family residential refuse monthly bin rates (one 3 cubic yard bin) with the following pick ups per week:		
	1 x week	\$ 193.48
	2 x week	\$ 385.24
	3 x week	\$ 577.01
	4 x week	\$ 768.72
	5 x week	\$ 960.52
	6 x week	\$ 1,152.25
6 Commercial, industrial, and multi-family residential recycle monthly bin rates (one 3 cubic yard bin) with the following pick ups per week:		
	1 x week	\$ 83.68
	2 x week	\$ 167.38
	3 x week	\$ 251.06
	4 x week	\$ 334.78
	5 x week	\$ 418.44
	6 x week	\$ 502.13
Commercial, industrial, and multi-family residential recycle monthly cart rate (one 96 gallon cart) with the following pick ups per week:		
	1 x week	\$ 52.70
Each Additional Commercial Recycling Cart		\$ 43.62
Each Additional Commercial Organic Bin Per Pick Up*		\$ 275.32
Commercial Organic Cart Replacement Fee*		\$ 59.76
Commercial Convert To Locking Bin- One Time Fee Per Bin*		\$ 71.33
Organic Container Contamination Fee Per Occurrence*		\$ 59.76
Recycle Container Contamination Fee		\$ 74.53
7 Temporary 3 cubic yard bin rate:		\$ 147.29 per bin

CITY OF CANYON LAKE

Schedule of Rates
(effective July 1, 2023)

8 Redeliver and reinstatement rate:	\$	68.35	per occurrence
9 40 cubic yard roll-off bin rate:	\$	358.72	+ MRF/landfill fees
10 10 cubic yard roll-off/lowboy bin rate:	\$	358.72	+ MRF/landfill fees
Compactor roll-off bin rate*:	\$	538.67	
Commercial Bin Delivery (Permanent /Temp)*	\$	60.19	
Rolloff New Account Set up	\$	78.16	
Commercial Overflow	\$	81.98	
Commercial Bulky Item Per Item*	\$	23.26	
Rolloff Delivery	\$	119.26	
Rolloff False Run	\$	119.26	
Rolloff Relocation	\$	132.67	
Stinger Truck Fee Per Bin, Per Frequency*	\$	36.35	
Organic AD Rates			
Anaerobic Digester Rate Per Ton	\$	95.02	

Commercial, industrial, and multi-family residential food monthly bin rates (one 2 cubic yard bin) with the following pick ups per week:

1 x week	\$	332.45
2 x week	\$	655.94
3 x week	\$	982.60
4 x week	\$	1,309.21
5 x week	\$	1,635.87
6 x week	\$	1,962.54

Commercial, industrial, and multi-family residential non-food monthly bin rates (one 2 cubic yard bin) with the following pick ups per week:

1 x week	\$	265.64
2 x week	\$	522.34
3 x week	\$	782.16
4 x week	\$	1,042.01
5 x week	\$	1,301.86
6 x week	\$	1,561.72

Commercial, industrial, and multi-family residential food monthly cart rate (one 64-gallon cart) with the following pick ups per week:

1 x week	\$	76.91
2 x week	\$	155.61
3 x week	\$	233.45
4 x week	\$	311.26
5 x week	\$	389.06
6 x week	\$	466.89

ATTACHMENT 2



April 5, 2023

Ms. Nicole Dailey
City Manager
City of Canyon Lake
31516 Railroad Canyon Road
Canyon Lake CA 92587

Re: Annual Consumer Price Index Rate Adjustment

Dear Nicole,


Pursuant to our current agreement to provide Solid Waste and Recycling Services to the City of Canyon Lake, CR&R Incorporated respectfully submits the attached information which outlines our Annual Rate Adjustment request for fiscal year 2023-2024. As provided for in the contract between the City of Canyon Lake and CR&R Incorporated, the rates illustrated in Exhibit "A" shall be adjusted annually to reflect the change in the Consumer Price Index (CPI).

In reviewing the change in the Annual data from the Bureau of Labor Statistics (BLS) for calendar year 2022, the CPI for All Urban Consumers (Series ID CUURS49CSA0) has increased by 8.70%. In addition, the County of Riverside's Waste Management Department has indicated that they will adjust their disposal rate by 7.3% from \$35.52 per ton to \$38.11 per ton. Therefore, based upon the data supplied by both the BLS and the County of Riverside, we have prepared the attached rate schedules which pass these adjustments through to the various rates. We have also prepared a new Exhibit "A" to reflect the incremental increases that will become effective July 1, 2023.

As we have stated in prior years, we greatly appreciate our long-standing relationship with the City of Canyon Lake, as well as the opportunity that we have had to be of service to your residents and businesses. It truly has been and continues to be an honor and a privilege to be of service to the City.

Please do not hesitate to call us if you should have any questions or comments. We look forward to any further assistance that we may be able to provide.

Respectfully,

A handwritten signature in blue ink, appearing to read 'J. Alex Braicovich', with a large, stylized flourish extending from the end of the signature.

J. Alex Braicovich
Senior Regional Vice President

Cc: Chrystal Denning, CR&R
Bill Higginbotham, CR&R

Attachments

CANYON LAKE
2023 ANNUAL PRICE ADJUSTMENT

CPI - Annual Average
CUURS49CSA0 - All Items, Riverside-SB-0nt

Provided by County Waste Management Dept

Previous	New	8.70%	100%	8.70%
113,875	123,784	7.30%	100%	7.30%
\$ 36.52	\$ 38.11	7.30%	100%	7.30%
\$ 59.89	\$ 64.26	7.29%	100%	7.29%
\$ 88.95	\$ 95.02			

	Previous Rate			Change in Rate			Proposed Rate			% Change
	Service	Landfill	Total	Service	Extra-ordinary	Disposal	Service	Landfill	Total	
	% of Rate	% of Rate	Rate	Change	Change	Change	20% Fee	% of Rate	% of Rate	Change
Standard service	87%	13%	\$ 30.65	\$ 1.86	\$ -	\$ 0.29	\$ 23.19	87%	13%	\$ 33.26
Additional Cart	87%	13%	\$ 13.21	\$ 0.80	\$ -	\$ 0.13	\$ 9.99	87%	13%	\$ 14.34
Additional Bulky pick up	87%	13%	\$ 13.99	\$ 0.85	\$ -	\$ 0.13	\$ 10.58	87%	13%	\$ 15.18
Temporary 3 cubic yard bin	87%	13%	\$ 17.64	\$ 1.29	\$ -	\$ 1.29	\$ 15.67	87%	13%	\$ 18.93
Re-deliver and re-statement	100%	0%	\$ 62.88	\$ 4.38	\$ -	\$ -	\$ 54.68	100%	0%	\$ 68.35
40 cubic yard roll-off	100%	0%	\$ 330.00	\$ 22.97	\$ -	\$ -	\$ 266.97	100%	0%	\$ 358.72
10 cubic yard roll-off	100%	0%	\$ 330.00	\$ 22.97	\$ -	\$ -	\$ 266.97	100%	0%	\$ 358.72
Roll-off compactor service	100%	100%	\$ 502.02	\$ -	\$ -	\$ 36.65	\$ -	0%	100%	\$ 538.67
Residential Organic AD Rate	100%	0%	\$ 2.79	\$ 0.16	\$ -	\$ -	\$ 2.39	100%	0%	\$ 2.99
Additional Food Scrap Pail	100%	0%	\$ 9.69	\$ 0.67	\$ -	\$ -	\$ 8.43	100%	0%	\$ 10.53
Residential Recycling Fee	100%	0%	\$ 1.00	\$ -	\$ -	\$ -	\$ 0.80	100%	0%	\$ 1.00
Residential New Account Set up	100%	0%	\$ 35.93	\$ 2.50	\$ -	\$ -	\$ 31.25	100%	0%	\$ 39.06
Commercial New Account Set up	100%	0%	\$ 71.90	\$ 5.01	\$ -	\$ -	\$ 62.53	100%	0%	\$ 78.16
Commercial Bin Delivery	100%	0%	\$ 65.62	\$ 3.85	\$ -	\$ -	\$ 48.15	100%	0%	\$ 60.19
Commercial Convert To Locking Bin	100%	0%	\$ 55.37	\$ 4.57	\$ -	\$ -	\$ 47.06	100%	0%	\$ 61.33
Roll-off New Account Set up	100%	0%	\$ 71.90	\$ 5.01	\$ -	\$ -	\$ 62.53	100%	0%	\$ 78.16
Commercial Overflow	100%	0%	\$ 75.42	\$ 5.25	\$ -	\$ -	\$ 65.59	100%	0%	\$ 81.98
Roll-off Delivery	100%	0%	\$ 109.71	\$ 7.64	\$ -	\$ -	\$ 95.41	100%	0%	\$ 119.26
Roll-off False Run	100%	0%	\$ 109.71	\$ 7.64	\$ -	\$ -	\$ 95.41	100%	0%	\$ 119.26
Roll-off Relocation	100%	0%	\$ 122.05	\$ 8.50	\$ -	\$ -	\$ 106.14	100%	0%	\$ 132.67
Organic (Food/Green) - Bin Additional Pick up	100%	0%	\$ 253.28	\$ 17.63	\$ -	\$ -	\$ 220.26	100%	0%	\$ 275.32
Commercial Organic Cart Replacement Fee	100%	0%	\$ 54.98	\$ 3.83	\$ -	\$ -	\$ 47.81	100%	0%	\$ 59.76
Commercial Organics Contamination Fee	100%	0%	\$ 54.98	\$ 3.83	\$ -	\$ -	\$ 47.81	100%	0%	\$ 59.76
Commercial Bulky Item	100%	0%	\$ 21.40	\$ 1.49	\$ -	\$ -	\$ 18.61	100%	0%	\$ 23.26
Slinger Truck Fee	100%	0%	\$ 33.44	\$ 2.33	\$ -	\$ -	\$ 29.08	100%	0%	\$ 36.35
Complete Refuse 3 yd Bin Rates										
1 x week	87%	13%	\$ 178.29	\$ 10.80	\$ -	\$ 1.69	\$ 154.89	87%	13%	\$ 193.48
2 x week	87%	13%	\$ 355.00	\$ 21.50	\$ -	\$ 3.37	\$ 286.58	87%	13%	\$ 385.24
3 x week	87%	13%	\$ 531.71	\$ 32.20	\$ -	\$ 5.05	\$ 402.27	87%	13%	\$ 577.01
4 x week	87%	13%	\$ 708.37	\$ 42.90	\$ -	\$ 6.72	\$ 569.64	87%	13%	\$ 768.72
5 x week	87%	13%	\$ 885.11	\$ 53.61	\$ -	\$ 8.40	\$ 739.90	87%	13%	\$ 950.52
6 x week	87%	13%	\$ 1,061.79	\$ 64.31	\$ -	\$ 10.08	\$ 903.31	87%	13%	\$ 1,152.25
Complete Recycle 3 yd Bin Rates										
1 x week	100%	0%	\$ 76.98	\$ 5.36	\$ -	\$ -	\$ 66.94	100%	0%	\$ 83.68
2 x week	100%	0%	\$ 153.98	\$ 10.72	\$ -	\$ -	\$ 133.90	100%	0%	\$ 167.38
3 x week	100%	0%	\$ 230.98	\$ 16.08	\$ -	\$ -	\$ 200.85	100%	0%	\$ 251.06
4 x week	100%	0%	\$ 307.98	\$ 21.44	\$ -	\$ -	\$ 267.82	100%	0%	\$ 334.78
5 x week	100%	0%	\$ 384.94	\$ 26.80	\$ -	\$ -	\$ 334.75	100%	0%	\$ 418.44
6 x week	100%	0%	\$ 461.93	\$ 32.16	\$ -	\$ -	\$ 401.70	100%	0%	\$ 502.13
Recycle 95-gallon cart										
1 x week	100%	0%	\$ 48.48	\$ 3.37	\$ -	\$ -	\$ 42.16	100%	0%	\$ 52.70
Each additional cart	100%	0%	\$ 40.13	\$ 2.79	\$ -	\$ -	\$ 34.90	100%	0%	\$ 43.62
Recycle Container Contamination Fee	100%	0%	\$ 68.56	\$ 4.77	\$ -	\$ -	\$ 59.62	100%	0%	\$ 74.53
Organic (AD) Rates										
2-Yard Commercial Food Waste Bin										
1 x week	57%	43%	\$ 307.54	\$ 12.20	\$ -	\$ 9.65	\$ 152.47	57%	43%	\$ 332.45
2 x week	56%	44%	\$ 606.84	\$ 23.85	\$ -	\$ 19.29	\$ 297.91	56%	43%	\$ 655.94
3 x week	56%	44%	\$ 909.05	\$ 35.69	\$ -	\$ 28.94	\$ 443.82	56%	43%	\$ 992.60
4 x week	56%	44%	\$ 1,211.22	\$ 47.53	\$ -	\$ 38.58	\$ 593.77	56%	43%	\$ 1,309.21
5 x week	56%	44%	\$ 1,513.44	\$ 59.37	\$ -	\$ 48.22	\$ 741.63	56%	43%	\$ 1,635.87
6 x week	56%	44%	\$ 1,815.66	\$ 71.21	\$ -	\$ 57.87	\$ 889.56	56%	43%	\$ 1,962.54
2-Yard Commercial Green Waste Only Bin										
1 x week	73%	27%	\$ 245.24	\$ 12.40	\$ -	\$ 4.90	\$ 154.87	73%	27%	\$ 265.64
2 x week	72%	28%	\$ 482.26	\$ 24.23	\$ -	\$ 9.80	\$ 302.64	72%	28%	\$ 522.34
3 x week	72%	28%	\$ 722.14	\$ 36.25	\$ -	\$ 14.70	\$ 453.90	72%	28%	\$ 782.16
4 x week	72%	28%	\$ 962.06	\$ 48.28	\$ -	\$ 19.60	\$ 603.17	72%	28%	\$ 1,042.01
5 x week	72%	28%	\$ 1,201.97	\$ 60.31	\$ -	\$ 24.50	\$ 753.44	72%	28%	\$ 1,301.96
6 x week	72%	28%	\$ 1,441.90	\$ 72.34	\$ -	\$ 29.40	\$ 903.72	72%	28%	\$ 1,561.72
64-gal Food Waste Cart										
1 x week	56%	44%	\$ 71.16	\$ 2.76	\$ -	\$ 2.30	\$ 34.48	56%	44%	\$ 76.91
2 x week	56%	44%	\$ 143.97	\$ 5.53	\$ -	\$ 4.60	\$ 70.36	56%	44%	\$ 155.61
3 x week	56%	44%	\$ 215.98	\$ 8.45	\$ -	\$ 6.91	\$ 105.56	56%	44%	\$ 233.45
4 x week	56%	44%	\$ 287.97	\$ 11.27	\$ -	\$ 9.21	\$ 140.74	56%	44%	\$ 311.26
5 x week	56%	44%	\$ 359.95	\$ 14.08	\$ -	\$ 11.51	\$ 175.92	56%	44%	\$ 389.06
6 x week	56%	44%	\$ 431.95	\$ 16.90	\$ -	\$ 13.81	\$ 211.11	56%	44%	\$ 466.89

CITY OF CANYON LAKE

Schedule of Rates
(effective July 1, 2023)

2 Fully automated single family residential collection, fully mechanized recycling, composting, transfer and disposal: Monthly Rate: (includes Extraordinary Recycling Fee)	\$ 34.26
3 Fully automated single family residential additional refuse, recycling or composting container: Monthly Rate Per Container:	\$ 14.34
4 Single family residential additional bulky item pick up: Per Pick Up (two items per pick up):	\$ 15.18
Residential Organic AD Service	\$ 2.99
Additional Food Scrap Pail	\$ 10.53
5 Commercial, industrial, and multi-family residential refuse monthly bin rates (one 3 cubic yard bin) with the following pick ups per week:	
1 x week	\$ 193.48
2 x week	\$ 385.24
3 x week	\$ 577.01
4 x week	\$ 768.72
5 x week	\$ 960.52
6 x week	\$ 1,152.25
6 Commercial, industrial, and multi-family residential recycle monthly bin rates (one 3 cubic yard bin) with the following pick ups per week:	
1 x week	\$ 83.68
2 x week	\$ 167.38
3 x week	\$ 251.06
4 x week	\$ 334.78
5 x week	\$ 418.44
6 x week	\$ 502.13
Commercial, industrial, and multi-family residential recycle monthly cart rate (one 96 gallon cart) with the following pick ups per week:	
1 x week	\$ 52.70
Each Additional Commercial Recycling Cart	\$ 43.62
Each Additional Commercial Organic Bin Per Pick Up*	\$ 275.32
Commercial Organic Cart Replacement Fee*	\$ 59.76
Commercial Convert To Locking Bin- One Time Fee Per Bin*	\$ 71.33
Organic Container Contamination Fee Per Occurrence*	\$ 59.76
Recycle Container Contamination Fee	\$ 74.53
7 Temporary 3 cubic yard bin rate:	\$ 147.29 per bin

CITY OF CANYON LAKE

Schedule of Rates
(effective July 1, 2023)

8 Redeliver and reinstatement rate:	\$	68.35	per occurrence
9 40 cubic yard roll-off bin rate:	\$	358.72	+ MRF/landfill fees
10 10 cubic yard roll-off/lowboy bin rate:	\$	358.72	+ MRF/landfill fees
Compactor roll-off bin rate*:	\$	538.67	
Commercial Bin Delivery (Permanent /Temp)*	\$	60.19	
Rolloff New Account Set up	\$	78.16	
Commercial Overflow	\$	81.98	
Commercial Bulky Item Per Item*	\$	23.26	
Rolloff Delivery	\$	119.26	
Rolloff False Run	\$	119.26	
Rolloff Relocation	\$	132.67	
Stinger Truck Fee Per Bin, Per Frequency*	\$	36.35	

Organic AD Rates

Anaerobic Digester Rate Per Ton	\$	95.02	
---------------------------------	----	-------	--

Commercial, industrial, and multi-family residential food monthly bin rates (one 2 cubic yard bin) with the following pick ups per week:

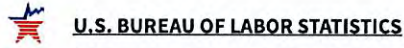
1 x week	\$	332.45
2 x week	\$	655.94
3 x week	\$	982.60
4 x week	\$	1,309.21
5 x week	\$	1,635.87
6 x week	\$	1,962.54

Commercial, industrial, and multi-family residential non-food monthly bin rates (one 2 cubic yard bin) with the following pick ups per week:

1 x week	\$	265.64
2 x week	\$	522.34
3 x week	\$	782.16
4 x week	\$	1,042.01
5 x week	\$	1,301.86
6 x week	\$	1,561.72

Commercial, industrial, and multi-family residential food monthly cart rate (one 64-gallon cart) with the following pick ups per week:

1 x week	\$	76.91
2 x week	\$	155.61
3 x week	\$	233.45
4 x week	\$	311.26
5 x week	\$	389.06
6 x week	\$	466.89



Databases, Tables & Calculators by Subject

Change Output Options: From: 2017 To: 2023 [GO](#)
 include graphs include annual averages [More Formatting Options](#)

Data extracted on: February 24, 2023 (5:50:08 PM)

CPI for All Urban Consumers (CPI-U)

Series Id: CUURS49CSA0
 Not Seasonally Adjusted
Series Title: All items in Riverside-San Bernardino-Ontario, CA, all urban consumers, not seasonally adjusted
Area: Riverside-San Bernardino-Ontario, CA
Item: All items
Base Period: DECEMBER 2017=100

Download: [xlsx](#)

Year	Jan	Feb	Mar	Apr	May	Jun	Jul	Aug	Sep	Oct	Nov	Dec	Annual	HALF1	HALF2
2017												100.000			
2018	100.916		101.897		102.929		103.139		103.241		103.616		102.732	102.023	103.441
2019	103.991		104.749		105.959		105.816		106.412		106.573		105.697	104.998	106.397
2020	107.143		107.162		106.899		107.640		108.201		108.626		107.672	107.068	108.275
2021	109.550		110.981		113.222		114.682		115.557		117.206		113.875	111.588	116.162
2022	118.963		122.127		123.893		125.262		125.272		125.983		123.784	122.018	125.551
2023	127.683														

12-Month Percent Change

Series Id: CUURS49CSA0
 Not Seasonally Adjusted
Series Title: All items in Riverside-San Bernardino-Ontario, CA, all urban consumers, not seasonally adjusted
Area: Riverside-San Bernardino-Ontario, CA
Item: All items
Base Period: DECEMBER 2017=100

Download: [xlsx](#)

Year	Jan	Feb	Mar	Apr	May	Jun	Jul	Aug	Sep	Oct	Nov	Dec	Annual	HALF1	HALF2
2019	3.0		2.8		2.9		2.6		3.1		2.9		2.9	2.9	2.9
2020	3.0		2.3		0.9		1.7		1.7		1.9		1.9	2.0	1.8
2021	2.2		3.6		5.9		6.5		6.8		7.9		5.8	4.2	7.3
2022	8.6		10.0		9.4		9.2		8.4		7.5		8.7	9.3	8.1
2023	7.3														

U.S. BUREAU OF LABOR STATISTICS Postal Square Building 2 Massachusetts Avenue NE Washington, DC 20212-0001

Telephone:1-202-691-5200 Telecommunications Relay Service:7-1-1 www.bls.gov [Contact Us](#)

March 22, 2023

Alex Braicovich
CR&R
P.O. Box 1208
Perris, CA 92570

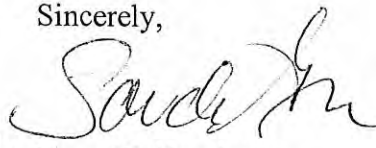
RE: Disposal Fee Increase – FY 23/24

The Riverside County Department of Waste Resources (Department) is responsible for assuring that there is, and will be in the future, sufficient and accessible landfill space to properly serve the population of the County in its disposal needs. To fulfill this mandate, the Department continually maintains and expands County landfill sites, and encourages, supports, and develops recycling programs that minimize the dependence on landfill disposal facilities.

Due to sustained increases in labor expenses, capital improvement costs, regulatory compliance costs and closed site maintenance, an increase in disposal rates is essential to allow for continued and improved services. This letter serves as a notice that subject to approval by the Riverside County Board of Supervisors, landfill disposal rates will increase in FY 23/24 by the Consumer Price Index (CPI), which is 7.33% for calendar year 2022. Additionally, per the Waste Delivery Agreement, the rate for the Perris Valley Transfer Station will be adjusted by \$1.00, resulting in a FY 23/24 rate of \$42.55 per ton. Rates for Area 8 Transfer Station(s) shall only be subject to the annual CPI increase. The FY 23/24 rate for these facilities will be \$38.98 per ton. New rates will become effective for tonnage deliveries starting on July 1, 2023.

Thank you for your past cooperation and support.

Sincerely,



for Hans W. Kernkamp
General Manager-Chief Engineer

SG:sg

cc: Jeff Johnson, LEA



STAFF REPORT

TO: Honorable Mayor and Members of the City Council

FROM: Nicole Dailey, City Manager

BY: Mike Borja, Administrative Services Director

DATE: June 14, 2023

SUBJECT: Approval of a Professional Services Agreement with Interwest Consulting Group for Design Services for the Railroad Canyon Road Corridor Safety Improvements Project for an amount not-to-exceed \$182,550

Recommendation

Approve and authorize the City Manager to execute an Agreement with Interwest Consulting Group for design services for the Railroad Canyon Road Corridor Safety Improvements Project for an amount not to exceed \$182,550.

Background

In April 2022, the City of Canyon Lake completed a Local Road Safety Plan (LRSP) that proactively identified hot spots and systemic risk factors throughout its corridors and identified engineering countermeasures that can be implemented through roadway design changes and non-engineering countermeasures such as education and enforcement. This plan was required to apply for the California Department of Transportation (Caltrans) Highway Safety Improvement Program (HSIP).

HSIP is an annual grant program sponsored by Caltrans that aims to reduce traffic fatalities and serious injuries on public roadways. With the support of the City's contract engineering firm, Interwest Consulting Group (Interwest), the City subsequently applied for and was awarded \$1.2 million in HSIP funding from Caltrans for the Railroad Canyon Road Corridor Safety Improvements Project in March 2023

This project will implement key roadway safety measures from the City's LRSP along Railroad Canyon Road from 0.1 miles south of Skylink Drive to approximately 0.3 miles west of Goetz Road.

Discussion

Upon award of this grant funding, Interwest met with Caltrans's Department/Division of Transportation on behalf of the City to determine timelines, deadlines, and grant requirements to successfully expend these funds and complete this project on time. It was determined that three crucial phases would be necessary for successful completion of the project: grant management, design services, and construction management.

- **Grant Management** – maintain all grant reporting, collection of data, manage project budgets, and oversee the submittal of reimbursement requests.
- **Design Services** – provide plans and specs for the project, prepare bid specifications, and manage the bid process, review, and file all labor compliance documentation.
- **Construction Management** – review of construction documents, conduct construction and on-site progress meetings, manage utility coordination, address any conflict resolutions, monitor cost control, manage project deliverables and deadlines, and finalize all close-outs of the project.

To meet the demands of this project, the City requires outside professional engineering support to manage and complete all phases of the project. Staff requested a cost proposal from Interwest based on their previous work related to the HSIP grant and the experience and knowledge necessary to provide these services.

Interwest submitted a scope of work to provide grant, design, inspection, and construction/project management services to include on-site and off-site work on a 9-month schedule for an amount not-to-exceed \$182,550.

Staff recommends we proceed with a Professional Services Agreement with Interwest to complete all phases of the City's Railroad Canyon Road Corridor Safety Improvements Project. Staff intends to move forward with this project as quickly as possible, however, it is dependent on executing all required documents and completing the steps as required by Caltrans. Per HSIP, the City must allocate the preliminary engineering phase by December 31, 2023, and allocate the construction phase by March 31, 2026. The project must be closed out by March 31, 2028.

Fiscal Impact

Project management costs are not an eligible expense covered under HSIP funding. Funding has been allocated in the FY 2023-2024 budget under Capital Costs for Measure A.

Attachments

1. Professional Services Agreement

ATTACHMENT 1

**PROFESSIONAL SERVICES AGREEMENT
FOR DESIGN SERVICES FOR RAILROAD CANYON ROAD CORRIDOR
SAFETY IMPROVEMENTS PROJECT
BETWEEN THE CITY OF CANYON LAKE AND INTERWEST CONSULTING GROUP**

THIS PROFESSIONAL SERVICES AGREEMENT (“Agreement”) is made and entered into this 14th day of June 2023 (“Effective Date”), by and between the CITY OF CANYON LAKE (“City”), a California municipal corporation and Interwest Consulting Group, a municipal consulting firm (“Consultant”). For the purposes of this Agreement City and Consultant are sometimes hereinafter referred to as “Party” and hereinafter collectively referred to as the “Parties.”

RECITALS

1. City desires to engage Consultant to perform design services for the Railroad Canyon Road Corridor Safety Improvements Project as described particularly in Section 2, “Scope of Services and Schedule of Performance” of this Agreement.
2. Consultant was selected by City on the basis of Consultant’s demonstrated competence and the professional qualifications necessary for the satisfactory performance of the services required.
3. City has authority to enter into this Agreement and the City Manager has authority to execute this Agreement.
4. The Parties desire to formalize the selection of Consultant for performance of those services defined and described particularly in Section 2 “Scope of Services” of this Agreement and desire that the terms of that performance be as particularly defined and described herein.

OPERATIVE PROVISIONS

NOW, THEREFORE, for and in consideration of the mutual promises and covenants made by the Parties and contained herein and other consideration, the value and adequacy of which are hereby acknowledged, the Parties agree as follows:

SECTION 1. TERM OF AGREEMENT

- (a) Subject to the provisions of Section 21 "Termination of Agreement" of this Agreement, the Term of this Agreement is until the tasks contemplated herein are completed, unless otherwise extended by written agreement of the Parties.
- (b) The City Manager may, in his or her sole discretion, unilaterally exercise an option to extend the Agreement on a month-to-month basis following expiration on the same terms and conditions, including compensation as set forth in Section 4 “Compensation.”
- (c) Consultant acknowledges that the Agreement term may extend over multiple City fiscal years, and that work and compensation under this Agreement is contingent on the City

Council appropriating funding for and authorizing such work and compensation for those fiscal years. This Agreement may be terminated by the City Manager at the end of a fiscal year when sufficient funding is not appropriated and authorized for the subsequent fiscal year. City is not obligated to pay Consultant for any amounts not duly appropriated and authorized by City Council.

SECTION 2. SCOPE OF SERVICES

Subject to this Agreement, all addendums and exhibits attached and incorporated hereto, Consultant agrees to perform the services and tasks set forth in Exhibit “A,” “Scope of Services” (hereinafter, the “Services”), and the City agrees to retain and does hereby retain Consultant for the Services.

SECTION 3. ADDITIONAL SERVICES

Consultant shall not be compensated for any work rendered in connection with its performance of this Agreement that are in addition to or outside of the Services unless such additional services are authorized in advance and in writing in accordance with Section 25 “Administration and Implementation” or Section 27 “Amendment” of this Agreement. If and when such additional work is authorized, such additional work shall be deemed to be part of the Services.

SECTION 4. COMPENSATION

- (a) Subject to any limitations set forth in this Agreement, City agrees to pay Consultant the amounts specified in Exhibit “B” “Compensation” and made a part of this Agreement by this reference. The total compensation, including reimbursement for actual expenses, shall not exceed One Hundred Eighty-Two Thousand Five Hundred Fifty Dollars (\$182,550) (“Not to Exceed Amount”), unless additional compensation is approved in writing in accordance with Section 25 “Administration and Implementation” or Section 27 “Amendment” of this Agreement.
- (b) Payment to Consultant for work performed pursuant to this Agreement shall not be deemed to waive any defects in work performed by Consultant.
- (c) If this Agreement is extended pursuant to Section 1 “Term of Agreement,” the City shall pay the same rates specified in Exhibit “B” “Compensation.”

SECTION 5. METHOD OF PAYMENT AND INVOICING

- (a) Payment shall be made in accordance with City’s usual accounting procedures upon receipt and approval of an itemized invoice setting forth the services performed. The invoices shall be delivered to City at the address set forth in Section 23, “Notices” hereof. Under no circumstances shall the total amount paid to Consultant under this Agreement exceed the City Manager’s authority without approval by the City Council.

- (b) Consultant shall submit within 30 days of the end of each month a complete and accurate written itemized invoice for services performed and/or goods provided. The invoice must be in a format approved by City. In order to receive payment, Consultant shall submit to City an itemized invoice, on a monthly basis, for services performed pursuant to this Agreement. Each itemized invoice shall identify at the top of the first page, the Not to Exceed Amount (as set by Section 4(a) above), the total amount billed to date, the services rendered during the billing period, and the amount due for the statement invoice for which reimbursement is sought in the statement invoice. The invoice shall detail charges by the following categories: labor (by sub-category), travel, materials, equipment, supplies, and sub consultant contracts. Sub consultant charges shall be detailed by the following categories: labor, travel, materials, equipment and supplies. If the compensation set forth in Section 4(a) and Exhibit "B" include payment of labor on an hourly basis (as opposed to labor and materials being paid as a lump sum), the labor category in each invoice shall include detailed descriptions of tasks performed and the amount of time incurred for or allocated to that task. City shall independently review each invoice submitted by the Consultant to determine whether the work performed and expenses incurred are in compliance with the provisions of this Agreement. In the event that no charges or expenses are disputed, the invoice shall be approved and paid according to the terms set forth in subsection (c). In the event any charges or expenses are disputed by City, the original invoice shall be returned by City to Consultant for correction and resubmission.
- (c) Except as to any charges for work performed or expenses incurred by Consultant which are disputed by City, City will use its best efforts to cause Consultant to be paid within forty-five (45) days of receipt of Consultant's correct and undisputed invoice.
- (d) The Parties estimate that performance of this Agreement will be accomplished without an increase in the Not to Exceed Amount. Consultant shall notify the City in writing whenever it has reason to believe that the costs the Consultant expects to incur under this Agreement in the following sixty (60) days, when added to all costs previously incurred, will exceed eighty percent (80%) of the Not to Exceed Amount specified herein. As part of the notification, the Consultant shall provide the City with a revised estimate of the total cost of performing this Agreement.

SECTION 6. INSPECTION AND FINAL ACCEPTANCE

City may inspect and accept or reject any of Consultant's work under this Agreement, either during performance or when completed. City shall reject or finally accept Consultant's work within sixty (60) days after submitted to City. City shall reject work by a timely written explanation, otherwise Consultant's work shall be deemed to have been accepted. City's acceptance shall be conclusive as to such work except with respect to latent defects, fraud and such gross mistakes as amount to fraud. Acceptance of any of Consultant's work by City shall not constitute a waiver of any of the provisions of this Agreement including, but not limited to, Section 17 "Indemnification" and Section 18 "Insurance."

SECTION 7. OWNERSHIP OF DOCUMENTS

All original maps, models, designs, drawings, photographs, studies, surveys, reports, data, notes, computer files, files and other documents prepared, developed or discovered by Consultant

in the course of providing the Services pursuant to this Agreement shall become the sole property of City and may be used, reused or otherwise disposed of by City without the permission of the Consultant. Upon completion, expiration or termination of this Agreement, Consultant shall turn over to City all such original maps, models, designs, drawings, photographs, studies, surveys, reports, data, notes, computer files, files and other documents.

For the avoidance of doubt, nothing in this Agreement shall be understood to grant City rights to pre-existing intellectual property of Consultant, including Consultant software and licensed software, or to any improvements thereto. Consultant shall have no liability arising from the use of any documents for any purpose or on any project other than that for which it was produced.

If and to the extent that City utilizes for any purpose not related to this Agreement any maps, models, designs, drawings, photographs, studies, surveys, reports, data, notes, computer files, files or other documents prepared, developed or discovered by Consultant in the course of providing the Services pursuant to this Agreement, Consultant's guarantees and warranties in Section 11 "Standard of Performance" of this Agreement shall not extend to such use of the maps, models, designs, drawings, photographs, studies, surveys, reports, data, notes, computer files, files or other documents.

SECTION 8. INTELLECTUAL PROPERTY RIGHTS ASSIGNMENT

For no additional compensation, Consultant hereby assigns to City all of Consultant's rights, title, and interest in and to the content of all deliverable materials created by Consultant or its employees, agents, or sub consultants, including copyrights, in connection with the Services performed under this Agreement. Consultant shall promptly execute and deliver, and shall cause its employees, agents, and sub consultants to promptly execute and deliver, upon request by the City or any of its successors or assigns at any time and without further compensation of any kind, any power of attorney, assignment, application for copyright, patent, trademark or other intellectual property right protection, or other papers or instruments which may be necessary or desirable to fully secure, perfect or otherwise protect to or for the City, its successors and assigns, all right, title and interest in and to the content of the deliverable materials. For purposes of this section deliverable materials includes all works, tangible or not, created under this Agreement including, without limitation, documents, material, data, reports, manuals, specifications, artwork, drawings, sketches, computer programs and databases, schematics, photographs, video and audiovisual recordings, sound recordings, marks, logos, graphic designs, notes, website, domain names, inventions, processes, formulas matters and combinations thereof, and all forms of intellectual property. The provisions of this paragraph are binding on the successors, assigns and heirs of Consultant and shall survive the termination of Consultant's Services under this Agreement.

SECTION 9. CONSULTANT'S BOOKS AND RECORDS

- (a) Consultant shall maintain any and all documents and records demonstrating or relating to Consultant's performance of the Services. Consultant shall maintain any and all ledgers, books of account, invoices, vouchers, canceled checks, or other documents or records

evidencing or relating to work, services, expenditures and disbursements charged to City pursuant to this Agreement. Any and all such documents or records shall be maintained in accordance with generally accepted accounting principles and shall be sufficiently complete and detailed so as to permit an accurate evaluation of the Services provided by Consultant pursuant to this Agreement. Any and all such documents or records shall be maintained for three (3) years from the date of execution of this Agreement and to the extent required by laws relating to audits of public agencies and their expenditures.

- (b) Any and all records or documents required to be maintained pursuant to this section shall be made available for inspection, audit and copying, at any time during regular business hours, upon request by City or its designated representative. Copies of such documents or records shall be provided directly to the City for inspection, audit and copying when it is practical to do so; otherwise, unless an alternative is mutually agreed upon, such documents and records shall be made available at Consultant's address indicated for receipt of notices, "Section 23," of this Agreement.
- (c) Where City has reason to believe that any of the documents or records required to be maintained pursuant to this section may be lost or discarded due to dissolution or termination of Consultant's business, City may, by written request, require that custody of such documents or records be given to the City. Access to such documents and records shall be granted to City, as well as to its successors in interest and authorized representatives.

SECTION 10. INDEPENDENT CONTRACTOR

- (a) Consultant is and shall at all times remain a wholly independent contractor and not an officer, employee or agent of City. Consultant shall have no authority to bind City in any manner, nor to incur any obligation, debt or liability of any kind on behalf of or against City, whether by contract or otherwise, unless such authority is expressly conferred under this Agreement or is otherwise expressly conferred in writing by City.
- (b) The personnel performing the Services under this Agreement on behalf of Consultant shall at all times be under Consultant's exclusive direction and control. Neither City, nor any elected or appointed boards, officers, officials, employees or agents of City, shall have control over the conduct of Consultant or any of Consultant's officers, employees, sub consultants or agents except as set forth in this Agreement. Consultant shall not at any time or in any manner represent that Consultant or any of Consultant's officers, employees, or agents are in any manner officials, officers, employees or agents of City.
- (c) Neither Consultant, nor any of Consultant's officers, employees or agents, shall obtain any rights to retirement, health care or any other benefits which may otherwise accrue to City's employees. Consultant expressly waives any claim Consultant may have to any such rights.

SECTION 11. STANDARD OF PERFORMANCE

Consultant represents and warrants that it has the qualifications, experience and facilities necessary to properly perform the Services required under this Agreement in a thorough, competent and professional manner. Consultant shall at all times faithfully, competently and to the best of its ability, experience and talent, perform all Services. In meeting its obligations under this Agreement, Consultant shall employ, at a minimum, generally accepted standards and practices utilized by persons engaged in providing services similar to the Services required of Consultant under this Agreement, and shall use such skill, prudence, and diligence as other members of Consultant's profession commonly possess and exercise. In addition to the general standards of performance set forth this section, additional specific standards of performance and performance criteria may be set forth in Exhibit "A" "Scope of Services" that shall also be applicable to Consultant's work under this Agreement. Where there is a conflict between a general and a specific standard of performance or performance criteria, the specific standard or criteria shall prevail over the general.

SECTION 12. COMPLIANCE WITH APPLICABLE LAWS; PERMITS AND LICENSES

Consultant shall keep itself informed of and comply with all applicable federal, state and local laws, statutes, codes, ordinances, regulations and rules in effect during the term of this Agreement. Consultant shall at all times observe and comply with all such laws, ordinances and regulations, and shall be solely responsible for any failure to comply with all applicable laws, ordinances and regulations. Consultant represents and warrants that Consultant has obtained or shall promptly obtain all necessary licenses to perform the Services set forth in this Agreement and that such licenses are in good standing, including but not limited to obtaining a City business license. Consultant further represents and warrants that the services provided herein shall conform to all ordinances, policies and practices of the City. Neither City, nor any elected or appointed boards, officers, officials, employees or agents of City, shall be liable, at law or in equity, as a result of any failure of Consultant to comply with this section.

SECTION 13. PREVAILING WAGE LAWS

Consultant is aware of the requirements of California Labor Code Section 1720, et seq., and 1770, et seq., as well as California Code of Regulations, Title 8, Section 16000, et seq., ("Prevailing Wage Laws"), which require the payment of prevailing wage rates and the performance of other requirements on certain "public works" and "maintenance" projects. To the extent applicable, Consultant shall defend, indemnify, and hold the City, its elected officials, officers, employees, and agents free and harmless from any claim or liability arising out of any failure or alleged failure of Consultant to comply with the Prevailing Wage Laws.

SECTION 14. NONDISCRIMINATION

Consultant and subconsultants shall not unlawfully discriminate, harass, or allow harassment against any person because of sex, sexual orientation, gender, gender identity, gender expression, reproductive health decision-making, race, color, religious creed, marital status, ancestry, national origin, medical condition, genetic information, age, disability (mental and physical), or military or veteran status in connection with or related to the performance of this Agreement. Consultant and subconsultants shall comply with the provisions of the Fair

Employment and Housing Act (Gov. Code, § 12900 et seq.) and the applicable regulations promulgated thereunder (Cal. Code of Regs, tit. 2, § 7285.0 et seq.). The applicable regulations of the Fair Employment and Housing Commission implementing Government Code, § 12990 (a)-(f), are incorporated into this Agreement by reference and made a part hereof as set for in full (Cal. Code of Regs, tit. 2, § 7285.0, et seq.). Consultant shall include the non-discrimination and compliance provisions of this section in all subcontracts to perform work under this Agreement.

SECTION 15. CONFLICTS OF INTEREST

- (a) Consultant covenants that neither it, nor any officer or principal of its firm, has or shall acquire any interest, directly or indirectly, which would conflict in any manner with the interests of City or which would in any way hinder Consultant's performance of the Services. Consultant further covenants that in the performance of this Agreement, no person having any such interest shall be employed by it as an officer, employee, agent or subcontractor without the express written consent of the City Manager. Consultant agrees to at all times avoid conflicts of interest or the appearance of any conflicts of interest with the interests of City in the performance of this Agreement.
- (b) City understands and acknowledges that Consultant is, as of the date of execution of this Agreement, independently involved in the performance of non-related services for other governmental agencies and private parties. Consultant is unaware of any stated position of City relative to such projects. Any future position of City on such projects shall not be considered a conflict of interest for purposes of this section.
- (c) City understands and acknowledges that Consultant will, perform non-related services for other governmental agencies and private parties following the completion of the Services under this Agreement. Any such future service shall not be considered a conflict of interest for purposes of this section.

SECTION 16. CONFIDENTIAL INFORMATION; RELEASE OF INFORMATION

- (a) All information gained or work product produced by Consultant in performance of this Agreement shall be considered confidential, unless such information is in the public domain or already known to Consultant. Consultant shall not release or disclose any such information or work product to persons or entities other than City without prior written authorization from the City Manager, except as may be required by law.
- (b) Consultant, its officers, employees, agents or sub consultants, shall not, without prior written authorization from the City Manager or unless requested by the City Attorney of City, voluntarily provide declarations, letters of support, testimony at depositions, response to interrogatories or other information concerning the work performed under this Agreement. Response to a subpoena or court order shall not be considered "voluntary" provided Consultant gives City notice of such court order or subpoena.
- (c) If Consultant, or any officer, employee, agent or sub consultant of Consultant, provides any information or work product in violation of this Agreement, then City shall have the

right to reimbursement and indemnity from Consultant for any damages, costs and fees, including attorney's fees, caused by or incurred as a result of Consultant's conduct.

- (d) Consultant shall promptly notify City should Consultant, its officers, employees, agents or sub consultants be served with any summons, complaint, subpoena, notice of deposition, request for documents, interrogatories, request for admissions or other discovery request, court order or subpoena from any party regarding this Agreement and the work performed thereunder. City retains the right, but has no obligation, to represent Consultant or be present at any deposition, hearing or similar proceeding. Consultant agrees to cooperate fully with City and to provide City with the opportunity to review any response to discovery requests provided by Consultant. However, this right to review any such response does not imply or mean the right by City to control, direct, or rewrite said response.

SECTION 17. INDEMNIFICATION

- (a) To the fullest extent permitted by law, Consultant shall indemnify, protect, defend (with legal counsel reasonably selected by the City from Consultant's insurance carrier's panel counsel) and hold harmless City and any and all of its elected and appointed officials, officers, employees, representatives and agents ("Indemnified Parties") from and against any and all third party claims, actions and proceedings (whether at law or equity, administrative or judicial), demands, orders, judgments, losses, injuries (including, without limitation, injury to or death of an employee of Consultant or sub consultants), liabilities of every kind (including, without limitation, direct damages, court costs, and litigation expenses, and fees of expert consultants or expert witnesses incurred in connection therewith and cost of investigation), damages, costs and expenses, including attorney's fees and costs, (collectively "Claims") to the extent that they arise out of, pertain to, negligent performance of Services by Consultant, its officers, agents, employees, representatives, sub consultants, anyone directly or indirectly employed by any of them, or anyone that they control. Consultant's duty to indemnify, protect, defend, and hold harmless Indemnified Parties, shall not include any Claims arising from the sole or active negligence or willful misconduct of the Indemnified Parties. Consultant's obligations under this Agreement are contingent upon timely receipt of notice of the claim for which indemnification is sought, such that defense of the claim is not prejudiced, and the reasonable assistance of the indemnitee in connection with the defense of the claim.
- (b) Consultant agrees to obtain executed indemnity agreements with provisions identical to those set forth here in this section from each and every sub consultant, subcontractor or any other person or entity involved by, for, with or on behalf of Consultant in the performance of this Agreement naming the Indemnified Parties as additional indemnitees. In the event Consultant fails to obtain such indemnity obligations from others as required here, Consultant agrees to be fully responsible according to the terms of this section. Failure of City to monitor compliance with these requirements imposes no additional obligations on City and will in no way act as a waiver of any rights hereunder. This obligation to indemnify and defend City as set forth herein is binding on the successors, assigns or heirs of Consultant and shall survive the termination of this Agreement and this section.

SECTION 18. INSURANCE

Consultant agrees to obtain and maintain in full force and effect during the Term of this Agreement the insurance policies set forth in Exhibit “C” “Insurance” and made a part of this Agreement. All insurance policies shall be subject to approval by City as to form and content. These requirements are subject to amendment or waiver if so approved in writing by the City Manager. Consultant agrees to provide City with copies of required policies upon request.

SECTION 19. ASSIGNMENT

The expertise and experience of Consultant are material considerations for this Agreement. City has an interest in the qualifications and capability of the persons and entities who will fulfill the duties and obligations imposed upon Consultant under this Agreement. In recognition of that interest, Consultant shall not assign or transfer this Agreement or any portion of this Agreement or the performance of any of Consultant’s duties or obligations under this Agreement without the prior written consent of the City, which may be given in the sole and absolute discretion of the City Manager. Any attempted assignment shall be ineffective, null and void, and shall constitute a material breach of this Agreement entitling City to any and all remedies at law or in equity, including termination of this Agreement pursuant to Section 21 “Termination of Agreement.” City acknowledges, however, that Consultant, in the performance of its duties pursuant to this Agreement, may utilize sub consultants.

If in the performance of its duties Consultant utilizes sub consultants or subcontractors, Consultant covenants that subcontracts, if any, shall contain a provision making sub consultants or subcontractors subject to all provisions stipulated in this Agreement, including without limitation, the insurance obligations set forth in Section 18 “Insurance.” The Consultant acknowledges and agrees that the City is an intended beneficiary of any work performed by any sub consultant or subcontractor for purposes of establishing a duty of care between any sub consultant or subcontractor and the City.

SECTION 20. CONTINUITY OF PERSONNEL

Consultant shall make every reasonable effort to maintain the stability and continuity of Consultant’s staff and subcontractors / sub consultants, if any, assigned to perform the Services. Consultant shall notify City of any changes in Consultant’s staff and subcontractors/sub consultants, if any, assigned to perform the Services prior to and during any such performance.

SECTION 21. TERMINATION OF AGREEMENT

- (a) City may terminate this Agreement in its sole and absolute discretion, with or without cause, at any time by giving written notice of termination to Consultant. In the event such notice is given, Consultant shall cease immediately all work in progress.
- (b) Consultant may terminate this Agreement for cause at any time upon thirty (30) days written notice of termination to City.

- (c) If either Consultant or City fail to perform any material obligation under this Agreement, then, in addition to any other remedies, either Consultant, or City may terminate this Agreement immediately upon written notice.
- (d) Upon termination of this Agreement by either Consultant or City, all property belonging exclusively to City which is in Consultant's possession shall be returned to City. Consultant shall furnish to City a final invoice for work performed and expenses incurred by Consultant, prepared as set forth in Section 5 "Method of Payment and Invoicing" of this Agreement. This final invoice shall be reviewed and paid in the same manner as set forth in Section 5 "Method of Payment and Invoicing" of this Agreement.
- (e) Upon written notice, City may suspend all or any portion of Consultant's performance under this Agreement at its sole option and for its convenience for a reasonable period of time not to exceed six (6) months. City will pay to Consultant a sum equivalent to the reasonable value of the services satisfactorily provided up to the date of suspension. City may rescind the suspension prior to or at six (6) months by providing Consultant with written notice of the rescission, at which time Consultant would be required to resume performance in compliance with the terms and provisions of this Agreement. Consultant will be entitled to an extension of time to complete performance under this Agreement equal to the length of the suspension unless otherwise agreed to in writing by the Parties.

SECTION 22. EXCUSABLE DELAYS

Neither Party shall be liable for damages, including liquidated damages, if any, caused by delay in performance or failure to perform due to causes beyond the control of either Party. Such causes include, but are not limited to, acts of God, acts of the public enemy, acts of federal, state or local governments, acts of City, court orders, fires, floods, epidemics, strikes, embargoes, and unusually severe weather. The term and price of this Agreement shall be equitably adjusted for any delays due to such causes.

SECTION 23. NOTICES.

All notices required or permitted to be given under this Agreement shall be in writing and shall be personally delivered, or sent by telecopier or certified mail, postage prepaid and return receipt requested, addressed as follows:

To City: City of Canyon Lake
 Attn: Nicole Dailey, City Manager
 31516 Railroad Canyon Road
 Canyon Lake, CA 92587

To Consultant: Interwest Consulting Group
 Attn: Paul Meschino, President
 24 South D Street, Suite 100
 Perris, CA 92570

Notice shall be deemed effective on the date personally delivered or transmitted by facsimile or, if mailed, three (3) days after deposit of the same in the custody of the United States Postal Service.

SECTION 24. AUTHORITY TO EXECUTE.

The person or persons executing this Agreement on behalf of Consultant represents and warrants that he/she/they has/have the authority to so execute this Agreement and to bind Consultant to the performance of its obligations hereunder.

SECTION 25. ADMINISTRATION AND IMPLEMENTATION.

This Agreement shall be administered and executed by the City Manager or his or her designated representative. The City Manager shall have the authority to issue interpretations and to make amendments to this Agreement, including amendments that commit additional funds, consistent with Section 27 "Amendment" and the City Manager's contracting authority under the City of Canyon Lake Municipal Code.

SECTION 26. BINDING EFFECT.

This Agreement shall be binding upon the heirs, executors, administrators, successors and assigns of the Parties.

SECTION 27. AMENDMENT.

No amendment to or modification of this Agreement shall be valid unless made in writing and approved by Consultant and by City. The City Manager shall have the authority to approve any amendment to this Agreement if the total compensation under this Agreement, as amended, would not exceed the City Manager's contracting authority. All other amendments shall be approved by the City Council. The Parties agree that the requirement for written modifications cannot be waived and that any attempted waiver shall be void.

SECTION 28. WAIVER.

Waiver by any Party to this Agreement of any term, condition, or covenant of this Agreement shall not constitute a waiver of any other term, condition, or covenant. Waiver by any Party of any breach of the provisions of this Agreement shall not constitute a waiver of any other provision nor a waiver of any subsequent breach or violation of any provision of this Agreement. Acceptance by City of any work or services by Consultant shall not constitute a waiver of any of the provisions of this Agreement.

SECTION 29. LAW TO GOVERN; VENUE.

This Agreement shall be interpreted, construed and governed according to the laws of the State of California. In the event of litigation between the Parties, venue in state trial courts shall lie exclusively in the County of Riverside, California. In the event of litigation in a U.S. District Court, venue shall lie exclusively in the Central District of California, in Riverside.

SECTION 30. ATTORNEY’S FEES, COSTS AND EXPENSES.

In the event litigation or other proceeding is required to enforce or interpret any provision of this Agreement, the prevailing Party in such litigation or other proceeding shall be entitled to an award of reasonable attorney’s fees, costs and expenses, in addition to any other relief to which it may be entitled.

SECTION 31. ENTIRE AGREEMENT.

This Agreement, including the attached exhibits and addendums, along with any amendments thereto, is the entire, complete, final and exclusive expression of the Parties with respect to the matters addressed therein and supersedes all other agreements or understandings, whether oral or written, or entered into between Consultant and City prior to the execution of this Agreement. No statements, representations or other agreements, whether oral or written, made by any Party which are not embodied herein shall be valid and binding.

SECTION 32. SEVERABILITY.

If any term, condition or covenant of this Agreement is declared or determined by any court of competent jurisdiction to be invalid, void or unenforceable, the remaining provisions of this Agreement shall not be affected thereby and the Agreement shall be read and construed without the invalid, void or unenforceable provision(s).

SECTION 33. INCORPORATION AND CONFLICTING TERMS.

(a) The following documents are incorporated and made part of this Agreement by this reference:

1. All exhibits and addendums
2. All amendments
3. Consultant’s proposal, if any
4. Any laws, regulations, requirements, or restrictions, applicable to the funding source used by City to pay Consultant for any portion of work done under Agreement (“Funding Restrictions”)

(b) The documents listed above shall be referred to collectively as the “Agreement Documents.” The Agreement Documents are intended to be complementary, and a requirement in one Document is effective as if it appeared in all the Documents. In the event of a conflict between any of the Agreement Documents, the Documents shall be given effect in the following order: Funding Restrictions, Amendments (most recent first), this Agreement, Insurance requirements, exhibits and addendums, and Consultant’s proposal. Where the requirements of one Document are more stringent than another the more stringent shall govern.

SECTION 34. TIME OF THE ESSENCE.

Time is of the essence for each and every provision of this Agreement.

IN WITNESS WHEREOF, the Parties hereto have executed this Agreement on the date and year first-above written.

CITY OF CANYON LAKE

INTERWEST CONSULTING GROUP

By: _____

By: Paul Meschino

Nicole Dailey

Paul Meschino

Its: City Manager

Its: President

ATTEST:

By: _____

Sheryl L. Garcia, City Clerk

**EXHIBIT “A”
SCOPE OF SERVICES**

[To be attached]

March 30, 2023

Nicole Dailey, City Manager
City of Canyon Lake
31516 Railroad Canyon Road
Canyon Lake, CA 92587



Re: Letter Proposal to Provide Design Services for the Railroad Canyon Road Corridor Safety Improvements Project

Dear Mrs. Dailey,

Interwest Consulting Group (Interwest) is pleased to present this letter proposal to the City of Canyon Lake. Upon our discussions, we understand that the City needs a highly qualified team for the design of the Railroad Canyon Road Corridor Safety Improvements project.

SCOPE OF SERVICES

Based upon our review of the HSIP applications and provided plans, we propose to provide grant, design, inspection, and construction/project management services to include on-site, and any off-site project required work. We anticipate the scope of services to include:

GRANT SERVICES

- Oversee the process and production of all materials related to the HSIP grant applications through the design process.
- Maintain all reporting, collection of data, budgets and all relevant documentation necessary for the reimbursement of funds.
- Process payments and file close out documentation prior to grant deadlines.

DESIGN SERVICES

- Provide electrical, survey, civil, and utility coordination to produce 90% completed plans for City staff to review.
- Produce 100% completed plans for City Staff to review and make final comments.
- Post bid specifications and plans to the City of Canyon Lake Active Bidder account.
- Process lowest bidder and execute Contract Services Agreement.
- File all labor compliance paperwork through a Community Workforce Agreement.

PROJECT/CONSTRUCTION MANAGEMENT SERVICES

- Review project documents prior to bidding to include plans and specs from a constructability standpoint and provide detailed cost analysis.
- Conduct pre-construction meeting and weekly on-site progress meetings.
- Provide Project Management services to include utility coordination, conflict resolution, cost control and project delivery (timing).
- Review submittals and payment requests.
- Provide final close-out project documentation.



FEE ESTIMATE

The supervision services described herein will be billed at the following rates based on a 9-month schedule providing for services on both the front end and back end of the project.

ESTIMATED SCHEDULE OF FEES (Based on a 9-month design, bid, build schedule)			
GRANT SERVICES			
TASK	RATE	HOURS	TOTAL
Grant Reporting	\$90	75	\$6,750
TOTAL:		75	\$6,750
DESIGN SERVICES			
Senior Engineer	\$175	325	\$56,875
Engineering Associate	\$125	200	\$25,000
TOTAL:		525	\$81,875
PROJECT/CONSTRUCTION MANAGEMENT			
Project/Construction Manager	\$165	345	\$56,925
Public Works Observer III	\$140	200	\$28,000
Administrative Services	\$90	100	\$9,000
TOTAL:		645	\$93,925
TOTAL FOR PROJECT:		1,245	\$182,550

We appreciate the opportunity to continue serving the City of Canyon Lake. If you have any questions, please do not hesitate to contact Stuart McKibbin at 951.943.6504 or smckibbin@interwestgrp.com

Sincerely,

Paul Meschino,
President
Interwest Consulting Group

**EXHIBIT “B”
COMPENSATION**

The total compensation, including reimbursement for actual expenses, shall not exceed One Hundred Eighty-Two Thousand Five Hundred Fifty Dollars (\$182,550) unless additional compensation is approved in writing in accordance with Section 25 “Administration and Implementation” or Section 27 “Amendment” of this Agreement.

EXHIBIT “C” INSURANCE

(A) INSURANCE REQUIREMENTS. Consultant shall provide and maintain insurance, acceptable to the City, in full force and effect throughout the Term of this Agreement, against claims for injuries to persons or damages to property which may arise from or in connection with the performance of the Services by Consultant, its agents, representatives or employees. Insurance is to be placed with insurers with a current A.M. Best's rating of no less than A:VII. Consultant shall provide the following scope and limits of insurance:

1. MINIMUM SCOPE OF INSURANCE. Consultant shall maintain the following types and limits of insurance.
2. MINIMUM LIMITS OF INSURANCE.

GENERAL LIABILITY INSURANCE. Consultant shall maintain commercial general liability insurance with coverage at least as broad as Insurance Services Office form CG 00 01, in an amount not less than \$2,000,000 per occurrence, \$4,000,000 general aggregate, for bodily injury, personal injury, and property damage. The policy must include contractual liability that has not been amended. Any endorsement restricting standard ISO “insured contract” language will not be accepted.

AUTOMOBILE LIABILITY INSURANCE. Consultant shall maintain automobile liability insurance at least as broad as Insurance Services Office form CA 00 01 covering bodily injury and property damage for all activities of the Consultant arising out of or in connection with Services to be performed under this Agreement, including coverage for any owned, hired, non-owned or rented vehicles, in an amount not less than \$1,000,000 combined single limit for each accident.

PROFESSIONAL LIABILITY (ERRORS & OMISSIONS) INSURANCE. Consultant shall maintain professional liability insurance that covers the Services to be performed in connection with this Agreement, in the minimum amount of \$1,000,000 per claim and \$2,000,000 in the aggregate. Any policy inception date, continuity date, or retroactive date must be before the effective date of this Agreement and Consultant agrees to maintain continuous coverage through a period no less than three (3) years after completion of the services required by this Agreement.

WORKERS’ COMPENSATION INSURANCE. Consultant shall maintain Workers’ Compensation Insurance (Statutory Limits) and Employer’s Liability Insurance (with limits of at least \$1,000,000 per accident or disease). Consultant shall submit to City, along with the certificate of insurance, a Waiver of Subrogation endorsement in favor of City, its officers, agents, employees and volunteers.

UMBRELLA OR EXCESS LIABILITY INSURANCE. [Optional depending on limits required]. As an option to meet the limits of insurance required by this Agreement, Consultant may obtain and maintain an umbrella or excess liability insurance policy with limits that will provide bodily injury, personal injury and property damage liability coverage at least as broad as the primary coverages

set forth above, including commercial general liability, automobile liability, and employer's liability. Such policy or policies shall include the following terms and conditions:

- A drop-down feature requiring the policy to respond if any primary insurance that would otherwise have applied proves to be uncollectible in whole or in part for any reason;
- Pay on behalf of wording as opposed to reimbursement;
- Concurrency of effective dates with primary policies;
- Policies shall "follow form" to the underlying primary policies; and
- Insureds under primary policies shall also be insureds under the umbrella or excess policies.

(B) OTHER PROVISIONS. Each insurance policy required by this Agreement shall be endorsed and state the coverage shall not be suspended, voided, cancelled by the insurer or either Party to this Agreement, reduced in coverage or in limits except after thirty (30) days' prior written notice by certified mail, return receipt requested, has been given to City.

(C) OTHER REQUIREMENTS. Consultant agrees to deposit with City, at or before the effective date of this Agreement, certificates of insurance necessary to satisfy City that the insurance provisions of this contract have been complied with. The City Attorney may require that Consultant furnish City with copies of original endorsements effecting coverage required by this Section. The certificates and endorsements are to be signed by a person authorized by that insurer to bind coverage on its behalf. City reserves the right to inspect complete, certified copies of all required insurance policies, at any time.

1. Upon request from the City, Consultant shall furnish certificates and endorsements from each subcontractor identical to those Consultant provides.

2. Any deductibles or self-insured retentions must be declared to and approved by City. At the option of City, either the insurer shall reduce or eliminate such deductibles or self-insured retentions as respects City or its respective elected or appointed officers, officials, employees and volunteers or the Consultant shall procure a bond guaranteeing payment of losses and related investigations, claim administration, defense expenses and claims.

3. The procuring of such required policy or policies of insurance shall not be construed to limit Consultant's liability hereunder nor to fulfill the indemnification provisions and requirements of this Agreement.

4. Coverage provided by Consultant shall be primary and any insurance or self-insurance procured or maintained by City shall not be required to contribute with it. The limits of insurance required herein may be satisfied by a combination of primary and umbrella or excess insurance. Any umbrella or excess insurance shall contain or be endorsed to contain a provision that such coverage shall also apply on a primary and non-contributory basis for the benefit of City before the City's own insurance or self-insurance shall be called upon to protect it as a named insured.

5. All insurance coverage maintained or procured pursuant to this agreement shall be endorsed to waive subrogation against City, its elected or appointed officers, agents, officials, employees and volunteers or shall specifically allow Consultant or others providing insurance evidence in compliance with these specifications to waive their right of recovery prior to a loss. Consultant hereby waives its own right of recovery against City, and shall require similar written express waivers and insurance clauses from each of its sub consultants.

6. General liability policies shall provide or be endorsed to provide that City and its officers, officials, employees, and agents, and volunteers shall be additional insureds under such policies, with coverage at least as broad as ISO form CG 20 10. This provision shall also apply to any excess/umbrella liability policies.



STAFF REPORT

TO: Honorable Mayor and Members of the City Council

FROM: Nicole Dailey, City Manager

BY: Cory Gorham, Management Analyst

DATE: June 14, 2023

SUBJECT: Adopt a Resolution Authorizing a Special Event Permit Fee Waiver (excluding Special Event Permit – Minor) for Active and Exempt Nonprofit 501(c)(3) Charitable Organizations for Remainder of 2023

Recommendation

Adopt Resolution No. 2023-28 authorizing a special event permit fee waiver (excluding Special Event Permit – Minor) for active and exempt nonprofit 501(c)(3) charitable organizations for the remainder of 2023.

Background

According to Canyon Lake Municipal Code, Chapter 11.25, all special events in the City including those on Canyon Lake Property Owners Association property are required to have a special event permit. These provisions define special events as any assembly, congregation, attraction, display, parade, race, entertainment, demonstration, carnival, bazaar, circus, rodeo, or other traveling show, fair, “party house,” festival, food faire, cookoff, dance, concert, party, or performance, block party or any other planned occurrence that may attract a large number of people, such as 50 or more, or which may become a hazard to the public peace, health, safety or general welfare or may become a public nuisance.

On December 14, 2022, the City Council adopted Resolution No. 2022-63, establishing, and adopting updated development processing fees and other city rates, charges, and user fees for various governmental services along with an annual CPI escalator. As part of this new fee schedule, a new tier structure was created for special event permits depending on the size and type of event.

On February 8, 2023, an Urgency Ordinance and Amended Resolution were adopted creating and clarifying the City’s new tier structure and establishing a new tier for minor permits that offers a more streamlined, simplified application process. Since then, staff have been working diligently to design and post an updated special event portal and webpage to assist the community in applying for a special event permit.

Discussion

Since adopting the new fee schedule, the City has received significant feedback from the community and the City Council regarding the cost for special event permits and the associated guidelines, particularly for local clubs and non-profits hosting these events for social or fundraising causes.

On April 27, 2023, the Community Engagement Ad Hoc Committee discussed recent changes to the special events permit tiers / fees and the impacts these changes were having on events hosted by local community groups. In review of Municipal Code Chapter 11.25 Special Events, it was determined that under section 11.25.100, the City Council has the authority to waive provisions of the Chapter for nonprofit corporations that are engaged in charitable or public benefit purposes whenever those purposes benefit the City or its citizens. After further discussion with the Committee, a recommendation was made to request City Council to waive the special event permit fees for active and exempt nonprofit 501(c)(3) charitable organizations.

To qualify for the fee waiver, the nonprofit charitable organization must meet the following requirements:

1. Must have the 501(c)(3) designation awarded by the Internal Revenue Service (IRS)
2. Must have an “Active” status with the California Secretary of State
3. Must have an “Active” City of Canyon Lake Business License

This waiver would be in effect for applications received from eligible organizations for the remainder of the 2023 calendar year excluding those applications received for the special event permit - minor. The “minor” permit is designed for private, residential events with fifty or more people, requires only a basic administrative staff review, and is approved within 24 hours of submittal. The current fee for the minor permit is \$20.

Fiscal Impact

The fiscal impact is unknown at this time as it will depend on the number of applications received by the City.

Attachments

1. Resolution No. 2023-28

ATTACHMENT 1

RESOLUTION NO. 2023-28

A RESOLUTION OF THE CITY COUNCIL OF THE CITY OF CANYON LAKE, CALIFORNIA, AUTHORIZING A SPECIAL EVENT PERMIT FEE WAIVER (EXCLUDING SPECIAL EVENT PERMIT – MINOR) FOR ACTIVE AND EXEMPT NONPROFIT 501(C)(3) CHARITABLE ORGANIZATIONS FOR THE REMAINING 2023 CALENDAR YEAR

WHEREAS, on April 27, 2023, the Community Engagement Ad Hoc Committee met and discussed recent changes to special event permit fees and tiers and their impacts on events hosted by local community groups; and

WHEREAS, Canyon Lake Municipal Code Chapter 11.25.100 enables City Council to waive any provisions of the Chapter for nonprofit corporations that are engaged in charitable or public benefit purposes whenever those purposes benefit the City or its citizens; and

WHEREAS, City Council would like to waive the Special Event Permit Fee for active and exempt nonprofit 501(c)(3) charitable organizations; and

WHEREAS, to qualify for the fee waiver, the organization must have the 501(c)(3) designation awarded by the Internal Revenue Service, must have an “active” status with the California Secretary of State, and must have an “active” City of Canyon Lake Business License; and

WHEREAS, the fee waiver would be in effect for the remaining 2023 calendar year.

NOW THEREFORE, THE CITY COUNCIL OF THE CITY OF CANYON LAKE DOES HEREBY RESOLVE AS FOLLOWS:

Section 1. The foregoing recitals are true and correct.

Section 2. The City Council authorizes the City Manager to implement a special event permit fee waiver for nonprofit charitable organizations for the remainder of the 2023 calendar year.

PASSED, APPROVED, AND ADOPTED on this 14th day of June, 2023.

Jeremy Smith, Mayor

ATTEST:

Sheryl Garcia, MMC
City Clerk