

**City of Canyon Lake
Revenue Summary by Fund
Fiscal Year 2026-27**

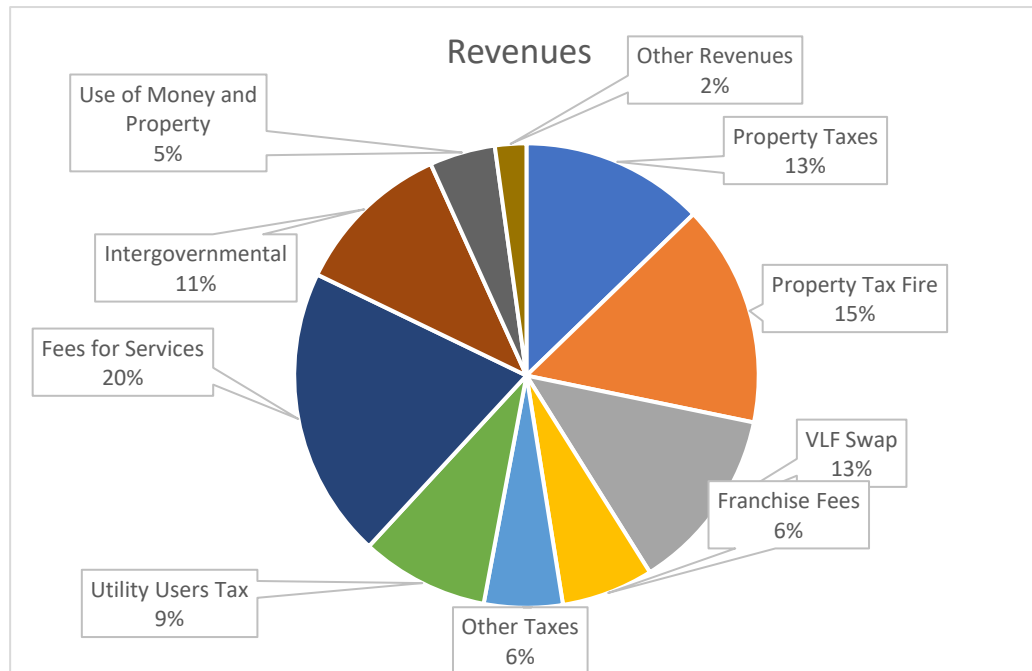
Fund Type & Name	Actual Revenue 2023-24	Actual Revenue 2024-25	Budgeted Revenue 2025-26	Proposed Revenue 2026-27
GENERAL FUND				
General Fund	\$ 9,104,637	\$ 9,179,341	\$ 8,783,650	\$ 9,202,730
SPECIAL REVENUE FUNDS				
Gas Tax	638,928	664,232	624,050	650,600
Measure A	330,754	338,253	307,000	310,000
AQMD Trust	16,846	17,031	15,900	16,300
Law Enforcement Grants	186,159	194,663	202,500	210,000
Miscellaneous Grants (ARPA)	1,560,984	154,731	-	-
TOTAL SPECIAL REVENUE	\$ 2,733,671	\$ 1,368,910	\$ 1,149,450	\$ 1,186,900
ENTERPRISE FUND				
Rental Fund	\$ 84,003	\$ 116,823	\$ 254,315	\$ 277,000
CAPITAL IMPROVEMENT FUND				
Capital Projects	\$ -	\$ -	\$ 1,229,806	\$ -
TOTAL	\$ 11,922,311	\$ 10,665,074	\$ 11,417,221	\$ 10,666,630

**City of Canyon Lake
Revenue Sources by Type
Fiscal Year 2026-27**

Fund Type & Name	Actual Revenue 2023-24	Actual Revenue 2024-25	Budgeted Revenue 2025-26	Proposed Revenue 2026-27
GENERAL FUND				
Property Taxes	\$ 1,170,257	\$ 1,202,490	\$ 1,275,250	\$ 1,362,040
Property Taxes Fire	1,451,624	1,489,817	1,585,900	1,650,000
VLF Swap	1,201,066	1,254,342	1,317,100	1,370,000
Sales Tax	423,227	405,285	406,400	434,000
Utility Users Tax	954,656	1,365,858	952,500	950,000
Franchise Fees	658,981	667,655	696,100	682,800
Other Taxes	160,500	162,202	156,000	149,550
Fees for Services	1,851,383	1,958,841	1,987,100	2,165,340
Intergovernmental	244,814	213,499	26,000	26,000
Use of Money and Property	274,557	268,208	200,000	180,000
Fines and Forfeitures	10,951	11,255	15,000	15,000
Other Revenues	702,621	155,531	166,300	218,000
Transfers In		24,358		
Total General Fund	\$ 9,104,637	\$ 9,179,341	\$ 8,783,650	\$ 9,202,730
SPECIAL REVENUE FUNDS				
Gas Tax				
Intergovernmental Revenue	\$ 594,680	\$ 619,159	\$ 609,050	\$ 640,600
Use of Money and Property	44,248	45,073	15,000	10,000
Measure A				
Intergovernmental Revenue	284,590	281,427	285,000	290,000
Use of Money and Property	46,164	56,826	22,000	20,000
AQMD Trust				
Intergovernmental Revenue	14,775	14,222	14,800	14,900
Use of Money and Property	2,071	2,809	1,100	1,400
Law Enforcement Grants				
Intergovernmental Revenue	186,159	194,663	202,500	210,000
Miscellaneous Grants Fund				
Intergovernmental Revenue	1,560,984	154,731	-	-
Total Special Revenue	\$ 2,733,671	\$ 1,368,910	\$ 1,149,450	\$ 1,186,900

City of Canyon Lake
Revenue Sources by Type
Fiscal Year 2025-26

Fund Type & Name	Actual Revenue 2023-24	Actual Revenue 2024-25	Budgeted Revenue 2025-26	Adopted Revenue 2026-27
ENTERPRISE FUND				
Rental Fund				
Use of Money and Property	\$ 84,003	\$ 116,823	\$ 254,315	\$ 277,000
Contributions	-	-	-	-
Total Enterprise	\$ 84,003	\$ 116,823	\$ 254,315	\$ 277,000
CAPITAL IMPROVEMENT FUND				
Capital Projects				
Intergovernmental Revenue	\$ -	\$ -	\$ 1,229,806	\$ -
Transfers In	-	-	-	-
Total Capital Projects	\$ -	\$ -	\$ 1,229,806	\$ -
TOTAL	\$ 11,922,311	\$ 10,665,074	\$ 11,417,221	\$ 10,666,630



**City of Canyon Lake
Fiscal Year 2026-27**

General Fund Revenue Detail

Code	Description	Actual 2023-24	Actual 2024-25	Budget 2025-26	Proposed 2026-27
Taxes					
4020	Base Property Tax (S)	\$ 1,034,516	\$ 1,077,407	\$ 1,140,050	\$ 1,211,540
4030	Base Property Tax (U)	51,829	58,015	58,200	69,200
4032	Property Tax Fire	1,451,624	1,489,817	1,585,900	1,650,000
4040	Homeowner-S Exemption Reimb	7,817	7,702	8,900	9,200
4050	Real Property Transfer Tax	83,548	96,521	84,000	102,000
4060	Property Tax-Py (S)	19,968	20,417	19,600	19,600
4070	Property Tax -Py (U)	1,525	91	2,500	2,500
4080	Property Tax 2345/Cur/Sup	37,350	29,244	31,000	35,000
4090	Property Tax 2345/Py/Sup	17,252	9,614	15,000	15,000
4705	Property Tax Vlf Swap	1,201,066	1,254,342	1,317,100	1,370,000
4100	Sales & Use Tax	423,227	405,285	406,400	434,000
4130	Utility Users Tax	954,656	1,365,858	952,500	950,000
4150	Franchise Fee - Cable Tv	117,025	103,800	128,000	100,000
4160	Transient Lodging Tax	76,952	65,681	72,000	47,550
4170	Edison Franchise Fee	159,055	160,188	165,000	165,000
4180	Refuse Disposal Franchise Fee	379,838	401,488	400,000	415,000
4190	So. Cal Gas Franchise Fee	3,063	2,179	3,100	2,800
	Subtotal Taxes	\$ 6,020,311	\$ 6,547,649	\$ 6,389,250	\$ 6,598,390
Licenses, Permits & Fees					
4200	Construction/Bldg Permit Fee	\$ 496,642	\$ 463,302	\$ 455,000	\$ 455,000
4201	CBSC Green Fees	897	1,043	1,200	1,200
4202	SMIP Fees	2,311	2,486	3,000	2,800
4220	Site Plan Review	9,854	23,398	15,000	17,500
4231	Grading Fees	33,012	26,547	20,000	23,000
4250	Encroachment Fees	1,294	4,343	2,000	2,000
4420	Fire Plan Check Permits	11,185	5,786	10,000	5,000
4786	Cable Access Fee	23,529	20,892	22,000	17,500
4787	AMR System Enhancement Fee	13,875	13,264	20,900	5,000
4798	Stormwater Fees	9,108	12,678	10,000	8,000
4450	Foreclosure Fees	1,282	942	2,000	1,500
4400	Business License Fee	58,842	64,108	69,000	72,000
4405	EMS Subscription Program	815,872	1,283,740	1,300,000	1,300,000
4406	Commercial Cannabis	335,828	2,250	-	120,000
4410	Residential Rental Registration	21,843	11,577	40,000	26,000
4415	Fire Life Safety Inspection Program	1,565	5,994	2,000	5,000
4416	Defensible Space Inspection	-	-	-	7,840
	Tech Enhancement Fee	-	-	-	72,000
4794	Rental Inspection Fees	14,444	16,491	15,000	24,000
	Subtotal Licenses, Permits & Fees	\$ 1,851,383	\$ 1,958,841	\$ 1,987,100	\$ 2,165,340
Use of Money & Property					
4900	Interest Income	\$ 274,557	\$ 268,208	\$ 200,000	\$ 180,000
	Subtotal Use of Money & Property	\$ 274,557	\$ 268,208	\$ 200,000	\$ 180,000
Intergovernmental					
4700	Motor Vehicle License Fee	\$ 13,673	\$ 17,439	\$ 18,000	\$ 18,000
4578	OTS Grant	-	32,915	-	-
4596	AVA Funds	12,641	5,335	8,000	8,000
4784	Strike Team Reimbursement	-	157,810	-	-
4593	Grant Revenues LEAP SB 2	218,500	-	-	-
	Subtotal Intergovernmental	\$ 244,814	\$ 213,499	\$ 26,000	\$ 26,000
Fines & Forfeitures					
4600	Court, Vehicle & Parking Fees	\$ 10,951	\$ 11,255	\$ 15,000	\$ 15,000
Other Income					
4790	Miscellaneous	\$ 129,618	\$ 77,473	\$ 142,000	\$ 115,000
4791	Insurance Reimbursements	42,329	48,951	24,300	-
	Administrative Reimbursement	-	-	-	85,000
4799	Fire Department Reimbursements	-	-	-	8,000
	Police Departments Reimbursements	-	-	-	10,000
5010	Proceeds from Long-term Debt	530,474	29,107	-	-
4796	Military Banner Program	200	-	-	-
		\$ 702,621	\$ 155,531	\$ 166,300	\$ 218,000
5900	Transfers In	\$ -	\$ 24,358	\$ -	\$ -
	TOTAL REVENUE	\$ 9,104,637	\$ 9,179,341	\$ 8,783,650	\$ 9,202,730

**City of Canyon Lake
Fiscal Year 2026-27**

General Fund Expenditure Detail

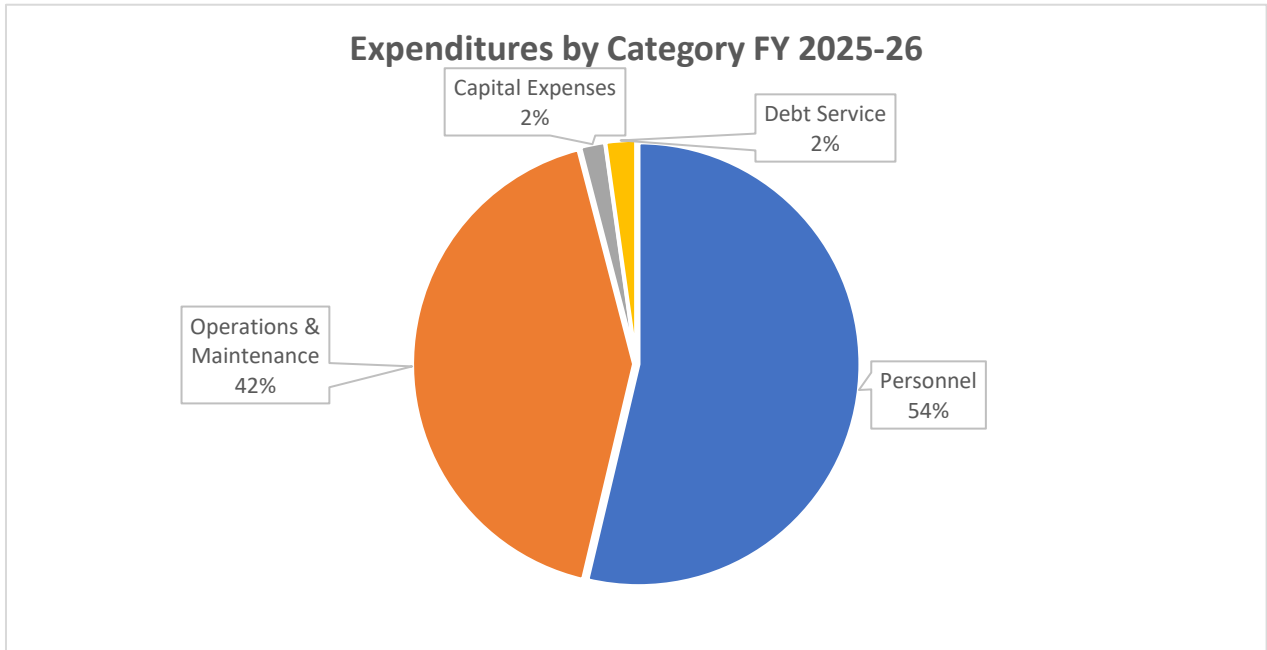
Department/Division	Actual 2023-24	Actual 2024-25	Budget 2025-26	Proposed 2026-27
City Council				
Personnel	\$ 18,686	\$ 46,206	\$ 66,012	\$ 66,009
Operations & Maintenance	198,610	192,964	63,600	61,660
City Attorney				
Operations & Maintenance	186,567	472,597	159,224	144,685
City Manager				
Personnel	680,671	800,915	462,205	489,036
Operations & Maintenance	277,627	198,391	33,950	44,700
Community Development				
Personnel	-	-	340,217	356,597
Operations & Maintenance	-	-	276,582	323,282
City Clerk				
Personnel	180,309	218,816	204,893	234,548
Operations & Maintenance	36,517	100,539	102,050	154,010
Finance				
Personnel	217,106	217,755	255,781	188,364
Operations & Maintenance	181,347	233,209	231,845	218,320
Human Resources				
Personnel	-	-	-	159,313
Operations & Maintenance	-	-	-	15,160
Planning				
Operations & Maintenance	152,944	86,821	162,800	135,000
Building & Safety				
Personnel	230,005	261,808	254,723	257,334
Operations & Maintenance	105,509	132,474	161,500	151,250
Law Enforcement				
Operations & Maintenance	645,365	1,810,468	2,111,890	169,770
Capital Outlay	6,192	5,000	5,000	-
City Police Department				
Personnel	-	-	-	1,757,325
Operations & Maintenance	-	-	-	426,930
City Fire Department				
Personnel	1,515,897	1,768,461	1,724,502	1,864,404
Operations & Maintenance	516,798	474,617	582,267	610,150
Capital Outlay	30,642	50,224	-	166,000
Emergency Preparedness				
Operations & Maintenance	27,058	27,352	45,000	9,000
Animal Control				
Operations & Maintenance	166,784	133,873	126,350	120,600
Public Works				
Operations & Maintenance	18,345	16,218	30,000	20,000
NPDES				
Operations & Maintenance	130,200	190,282	159,200	164,400
Code Enforcement				
Personnel	360,946	389,576	379,396	-
Operations & Maintenance	24,939	65,764	22,500	-
Building & Facilities Maintenance				
Operations & Maintenance	534,620	524,783	524,546	876,875
Debt Service	56,157	129,880	112,316	112,330
Capital Outlay	499,999	557,323	26,000	16,000
Transfers Out	1,284,692	57,000	-	-
TOTAL EXPENDITURES	\$ 8,284,532	\$ 9,163,316	\$ 8,624,349	\$ 9,313,052

**City of Canyon Lake
Expenditure Summary by Fund
Fiscal Year 2026-27**

Fund Type & Name	Actual 2023-24	Actual 2024-25	Budget 2025-26	Proposed 2026-27
GENERAL FUND				
General Fund	\$ 8,284,532	\$ 9,163,316	\$ 8,624,349	\$ 9,313,052
SPECIAL REVENUE FUNDS				
Gas Tax	\$ 1,311,691	\$ 161,521	\$ 250,500	\$ 204,800
Measure A	362,710	44,185	76,150	-
AQMD Trust	-	-	-	-
Law Enforcement Grants	160,000	224,000	204,000	210,000
Miscellaneous Grants	1,560,984	170,549	-	-
TOTAL SPECIAL REVENUE	\$ 3,395,385	\$ 600,255	\$ 530,650	\$ 414,800
ENTERPRISE FUND				
Rental	\$ 75,820	\$ 162,858	\$ 265,044	\$ 276,750
CAPITAL IMPROVEMENT FUND				
Capital Projects	\$ -	\$ 1,416,047	\$ 1,368,806	\$ -
TOTAL	\$ 11,755,737	\$ 11,342,476	\$ 10,788,849	\$ 10,004,602

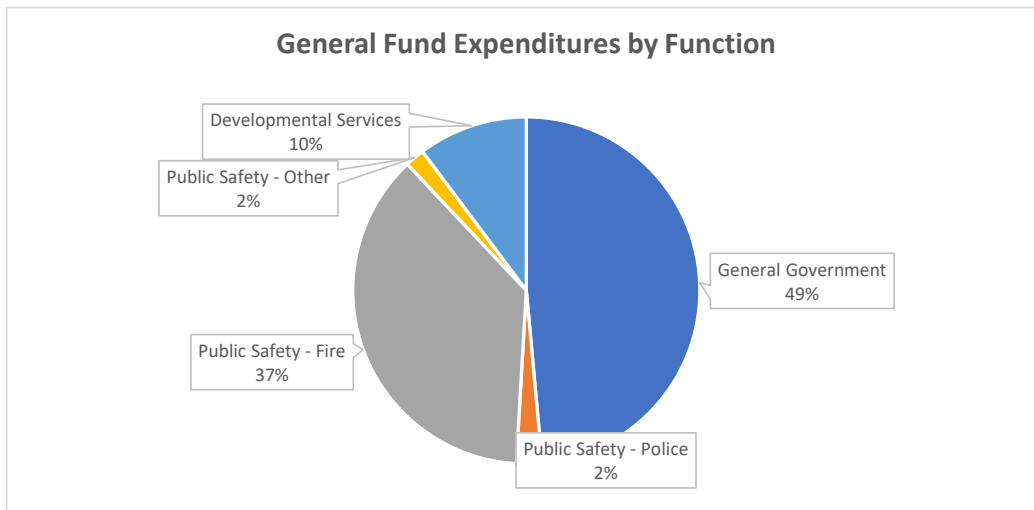
**City of Canyon Lake
Expenditure Summary by Category
Fiscal Year 2026-27**

CATEGORY/TYPE	Actual 2023-24	Actual 2024-25	Budget 2025-26	Proposed 2026-27
Personnel	\$ 3,203,620	\$ 3,703,537	\$ 3,687,729	\$ 5,372,930
Operations & Maintenance	6,095,135	5,264,857	5,380,417	4,227,042
Capital Expenses	1,116,133	2,159,754	1,475,956	182,000
Debt Service	56,157	157,328	244,747	222,630
Transfers Out	1,284,692	57,000	-	-
TOTAL	\$ 11,755,737	\$ 11,342,476	\$ 10,788,849	\$ 10,004,602



**City of Canyon Lake
General Fund Budget Expenditure Summary
Fiscal Year 2026-27**

Department/Division		Personnel	O & M	Capital	Debt Service	Total
GENERAL GOVERNMENT						
100	City Council	\$ 66,009	\$ 61,660	\$ -	\$ -	\$ 127,669
200	City Attorney	-	144,685	-	-	144,685
310	City Manager	489,036	44,700	-	-	533,736
311	Community Development	356,597	323,282	-	-	679,879
320	City Clerk	234,548	154,010	-	-	388,558
330	Finance	188,364	218,320	-	-	406,684
340	Human Resources	159,313	15,160	-	-	174,473
550	Building & Fac Maint	-	876,875	16,000	112,330	1,005,205
	SUBTOTAL	\$ 1,493,867	\$ 1,838,692	\$ 16,000	\$ 112,330	\$ 3,460,889
DEVELOPMENT SERVICES						
350	Planning	\$ -	\$ 135,000	\$ -	\$ -	\$ 135,000
360	Building and Safety	257,334	151,250	-	-	408,584
510	Public Works Administration	-	20,000	-	-	20,000
515	NPDES	-	164,400	-	-	164,400
520	Code Enforcement	-	-	-	-	-
	SUBTOTAL	\$ 257,334	\$ 470,650	\$ -	\$ -	\$ 727,984
PUBLIC SAFETY						
410	Law Enforcement	\$ -	\$ 169,770	\$ -	\$ -	\$ 169,770
416	City Police Department	1,757,325	426,930	-	-	2,184,255
421	City Fire Department	1,864,404	610,150	166,000	-	2,640,554
425	Emergency Preparedness	-	9,000	-	-	9,000
430	Animal Control	-	120,600	-	-	120,600
	SUBTOTAL	\$ 3,621,729	\$ 1,336,450	\$ 166,000	\$ -	\$ 5,124,179
	Transfers Out	\$ -	\$ -	\$ -	\$ -	\$ -
	TOTAL	\$ 5,372,930	\$ 3,645,792	\$ 182,000	\$ 112,330	\$ 9,313,052



**City of Canyon Lake
Fund Balance Summary
Fiscal Year 2026-27**

Fund Type & Name	Estimated Available Balance 06/30/26	+	Estimated Revenues 2026-27	=	Funds Available 2026-27	-	Budgeted Appropriations 2026-27	=	Estimated Available Balance 06/30/27
GENERAL FUND									
General Fund	\$ 7,300,030		\$ 9,202,730 *		\$ 16,502,760		\$ 9,313,052 *		\$ 7,189,708
SPECIAL REVENUE FUNDS									
Gas Tax	\$ 1,855,020		\$ 650,600		\$ 2,505,620		\$ 204,800		\$ 2,300,820
Measure A	1,931,394		310,000		2,241,394		-		2,241,394
AQMD Trust	102,936		16,300		119,236		-		119,236
Law Enforcement Grants	3,835		210,000		213,835		210,000		3,835
Miscellaneous grants	-		-		-		-		-
TOTAL SPECIAL REVENUE	\$ 3,893,185		\$ 1,186,900		\$ 5,080,085		\$ 414,800		\$ 4,665,285
ENTERPRISE FUND									
Rental	\$ 342,726		\$ 277,000		\$ 619,726		\$ 276,750		\$ 342,976
CAPITAL IMPROVEMENT FUND									
Capital Projects	\$ 65,262		\$ -		\$ 65,262		\$ -		\$ 65,262
TOTAL	\$ 11,601,203		\$ 10,666,630		\$ 22,267,833		\$ 10,004,602		\$ 12,263,231

* The adopted General Fund Budget anticipates revenues over expenditures of
Add back amount for the new Fire Truck Equipment from Restricted Reserves
Budgeted Revenues over Expenditures

\$ (110,322)
\$ 130,000
\$ 19,678

Rental Fund Budgeted Revenues over Expenses

\$ 250

**City of Canyon Lake
Budget Summary
Fiscal Year 2026-27**

<u>General Government</u>		<u>City Council - 100</u>			
Function - Department		Department - Code			
Object Acct #		Actual 2023-24	Actual 2024-25	Budget 2025-26	Proposed 2026-27
PERSONNEL COSTS					
6010	Salaries and Wages	\$ 18,000	\$ 43,613	\$ 63,000	\$ 63,000
6080	Benefits	686	2,593	3,012	3,009
	Personnel Total:	\$ 18,686	\$ 46,206	\$ 66,012	\$ 66,009
OPERATIONS & MAINTENANCE COSTS					
6220	Departmental Expense	\$ 14,901	\$ 6,731	\$ 2,300	\$ 4,000
6225	Council Meeting Expense	6,762	6,952	12,000	14,000
6510	Conference/Meeting/Travel Exp	16,067	4,976	17,100	20,300
6520	Membership/Dues/Publications	8,584	14,324	15,950	18,110
6610	Professional/Specialized Services	32,270	-	-	-
6830	Promotion and Advertising	26,894	8,142	16,250	5,250
6831	City Events	93,132	151,839	-	-
	O & M Total:	\$ 198,610	\$ 192,964	\$ 63,600	\$ 61,660
CAPITAL COSTS					
	None	\$ -	\$ -	\$ -	\$ -
<u>DIVISION SUMMARY</u>					
	Personnel	\$ 18,686	\$ 46,206	\$ 66,012	\$ 66,009
	Operations & Maintenance	198,610	192,964	63,600	61,660
	Capital	-	-	-	-
		\$ 217,296	\$ 239,170	\$ 129,612	\$ 127,669

**City of Canyon Lake
Budget Detail
Fiscal Year 2026-27**

General Government		City Council - 100	
Function - Department		Department - Code	
Object		Budget	Proposed
Acct #	Description and Justification	2025-26	2026-27
6010	Salaries and Wages	\$ 63,000	\$ 63,000
	City Council Members (5)		
6080	Benefits	3,012	3,009
	Medicare/SUTA		
	Personnel Total:	\$ 66,012	\$ 66,009
6220	Departmental Expense	\$ 2,300	\$ 4,000
6225	Council Meeting Expense	12,000	14,000
	Meeting Taping	\$ 7,500	
	Closed Session Meals	\$ 5,000	
	Presentation Materials	\$ 1,500	
6510	Conference/Meeting/Travel Exp	17,100	20,300
6520	Membership/Dues/Publications	15,950	18,110
	League of CA Cities	\$ 7,500	
	Riverside Division	\$ 100	
	SCAG	\$ 1,220	
	WRCOG	\$ 3,110	
	WRCOG Solid Waste	\$ 4,800	
	LAFCO	\$ 1,000	
	2-1-1 Riverside County	\$ 380	
6830	Promotion and Advertising	16,250	5,250
	Chamber of Commerce	\$ 1,000	
	City Attire	\$ 750	
	Trauma Intervention Program	\$ 1,500	
	Youth in Government	\$ 2,000	
	Community Benefit Funds	\$ -	
6831	City Events	-	-
	O & M Total:	\$ 63,600	\$ 61,660

City of Canyon Lake
Budget Summary
Fiscal Year 2026-27

<u>General Government</u>		<u>City Attorney - 200</u>			
Function - Department		Department - Code			
Object Acct #		Actual 2023-24	Actual 2024-25	Budget 2025-26	Proposed 2026-27
	PERSONNEL COSTS				
	None	\$ -	\$ -	\$ -	\$ -
	OPERATIONS & MAINTENANCE COSTS				
6610	Professional/Specialized Services	\$ 186,567	\$ 136,602	\$ 159,224	\$ 144,685
6930	Settlement	-	335,995	-	-
	O & M Total:	\$ 186,567	\$ 472,597	\$ 159,224	\$ 144,685
	CAPITAL COSTS				
	None	\$ -	\$ -	\$ -	\$ -
	<u>DIVISION SUMMARY</u>				
	Personnel	\$ -	\$ -	\$ -	\$ -
	Operations & Maintenance	186,567	472,597	159,224	144,685
	Capital	-	-	-	-
		\$ 186,567	\$ 472,597	\$ 159,224	\$ 144,685

City of Canyon Lake
Budget Detail
Fiscal Year 2026-27

<u>General Government</u>		<u>City Attorney - 200</u>	
Function - Department		Department - Code	
Object		Budget	Proposed
Acct #	Description and Justification	2025-26	2026-27
	None	\$ -	\$ -
	Personnel Total:	\$ -	\$ -
6610	Professional/Specialized Services	\$ 159,224	\$ 144,685
	Attorney services	\$ 114,685	
	Litigation	\$ 15,000	
	Human Resources	\$ 10,000	
	Code Enforcement	\$ 5,000	
	O & M Total:	\$ 159,224	\$ 144,685
	None	\$ -	\$ -
	Capital Total:	\$ -	\$ -

**City of Canyon Lake
Budget Summary
Fiscal Year 2026-27**

General Government		City Manager - 310			
Function - Department		Department - Code			
Object Acct #		Actual 2023-24	Actual 2024-25	Budget 2025-26	Proposed 2026-27
PERSONNEL COSTS					
6010	Salaries and Wages (See next Page)	\$ 546,370	\$ 636,587	\$ 355,426	\$ 377,638
6080	Benefits	134,301	164,328	106,779	111,398
	Personnel Total:	\$ 680,671	\$ 800,915	\$ 462,205	\$ 489,036
OPERATIONS & MAINTENANCE COSTS					
6210	Office Expense and Supplies	\$ 29,535	\$ 50,163	\$ -	\$ -
6220	Departmental Expense	6,982	4,015	5,500	5,500
6310	Communications	27,382	119	1,000	1,000
6415	Fleet Maintenance	3,621	23,814	-	-
6425	Fuels & Lubricants	1,162	1,775	-	-
6440	Mileage Reimbursement	-	-	500	150
6510	Conference/Meeting/Travel Exp	10,615	15,748	18,950	22,050
6520	Membership/Dues/Publications	7,422	5,784	4,000	4,000
6610	Professional/Specialized Services	167,947	73,231	-	12,000
6710	Training and Education	5	342	2,000	-
6245	Tuition Reimbursement	-	-	2,000	-
6855	Contingency	22,956	23,400	-	-
6856	Facilities Maintenance/CIP Contingency	-	-	-	-
	O & M Total:	\$ 277,627	\$ 198,391	\$ 33,950	\$ 44,700
CAPITAL COSTS					
		\$ -	\$ -	\$ -	\$ -
		-	-	-	-
	Capital Total:	\$ -	\$ -	\$ -	\$ -
DIVISION SUMMARY					
	Personnel	\$ 680,671	\$ 800,915	\$ 462,205	\$ 489,036
	Operations & Maintenance	277,627	198,391	33,950	44,700
	Capital	-	-	-	-
		\$ 958,298	\$ 999,306	\$ 496,155	\$ 533,736

**City of Canyon Lake
Budget Detail
Fiscal Year 2026-27**

General Government		City Manager - 310	
Function - Department		Department - Code	
Object		Budget	Proposed
Acct #	Description and Justification	2025-26	2026-27
6010	Salaries and Wages	\$ 355,426	\$ 377,638
	City Manager	\$ 279,774	
	Executive Asst to the City Manager	\$ 97,864	
6080	Benefits	106,779	111,398
	Health/PERS/Medicare/SUTA/Deferred Comp/Auto/Life Ins.		
Personnel Total:		\$ 462,205	\$ 489,036
6210	Office Expense and Supplies	\$ -	\$ -
6220	Departmental Expense	5,500	5,500
6310	Communications	1,000	1,000
	Equipment	\$ 1,000	
6440	Mileage Reimbursement	500	150
6510	Conference/Meeting/Travel Exp	18,950	22,050
6520	Membership/Dues/Publications	4,000	4,000
	ICMA/CCMF/MMASC/League	\$ 4,000	
6610	Professional/Specialized Services	-	12,000
6710	Training and Education	2,000	
6245	Tuition Reimbursement	2,000	-
6855	Contingency		
6856	Facilities Maintenance/CIP Contingency	-	-
O & M Total:		\$ 33,950	\$ 44,700
8000	Capital Outlay	\$ -	\$ -
Capital Total:		\$ -	\$ -

**City of Canyon Lake
Budget Summary
Fiscal Year 2026-27**

<u>General Government</u>		<u>Community Development - 311</u>			
Function - Department		Department - Code			
Object Acct #		Actual 2023-24	Actual 2024-25	Budget 2025-26	Proposed 2026-27
PERSONNEL COSTS					
6010	Salaries and Wages	\$ -	\$ -	\$ 271,255	\$ 278,418
6080	Benefits	-	-	68,962	78,179
	Personnel Total:	\$ -	\$ -	\$ 340,217	\$ 356,597
OPERATIONS & MAINTENANCE COSTS					
6210	Office Expense and Supplies	\$ -	\$ -	\$ 18,000	\$ -
6220	Departmental Expense	-	-	24,832	43,432
6415	Fleet Maintenance	-	-	8,000	5,400
6425	Fuels & Lubricants	-	-	7,000	5,500
6440	Mileage Reimbursement	-	-	500	250
6510	Conference/Meeting/Travel Exp	-	-	2,000	3,000
6610	Professional/Specialized Services	-	-	63,650	101,900
6710	Training and Education	-	-	1,000	-
6245	Tuition Reimbursement	-	-	2,500	2,500
6831	City Events	-	-	149,100	161,300
	O & M Total:	\$ -	\$ -	\$ 276,582	\$ 323,282
CAPITAL COSTS					
	None	\$ -	\$ -	\$ -	\$ -
<u>DIVISION SUMMARY</u>					
	Personnel	\$ -	\$ -	\$ 340,217	\$ 356,597
	Operations & Maintenance	-	-	276,582	323,282
	Capital	-	-	-	-
		\$ -	\$ -	\$ 616,799	\$ 679,879

**City of Canyon Lake
Budget Detail
Fiscal Year 2026-27**

General Government		Community Development - 311	
Function - Department		Department - Code	
Object		Budget	Proposed
Acct #	Description and Justification	2025-26	2026-27
6010	Salaries and Wages	\$ 271,255	\$ 278,418
	Community Development Manager	\$ 103,100	
	Community Engmt Coordinator	\$ 72,414	
	PT Business License Technician	\$ 29,693	
	New Position	\$ 73,211	
6080	Benefits	68,962	78,179
	Health/PERS/Medicare/SUTA/Deferred Comp/Auto/Life Ins.		
Personnel Total:		\$ 340,217	\$ 356,597
6210	Office Expense and Supplies	\$ 18,000	\$ -
6220	Departmental Expense	24,832	43,432
	Microsoft Subscriptions	\$ 21,600	
	Adobe Pro Subscriptions	\$ 3,832	
	Office Expense & Supplies	\$ 18,000	
6415	Fleet Maintenance	8,000	5,400
6425	Fuels & Lubricants	7,000	5,500
6440	Mileage Reimbursement	500	250
6510	Conference/Meeting/Travel Exp	2,000	3,000
6610	Professional/Specialized Services	63,650	101,900
	Support Services IT	\$ 69,600	
	IworQ	\$ 32,300	
6710	Training and Education	1,000	-
6245	Tuition Reimbursement	2,500	2,500
6831	City Events	149,100	161,300
	State of the City	\$ 35,350	
	Veterans Day Celebration	\$ 1,500	
	CLFD Open House	\$ 6,000	
	9/11 Event	\$ 500	
	Memorial Day Event	\$ 7,000	
	National Night Out	\$ 1,500	
	Pumpkin Bash	\$ 55,000	
	Employee Christmas Party	\$ 2,500	
	Video Production-State of the City	\$ 25,000	
	Video Production-Pumpkin Bash	\$ 10,000	
	Video Production-Other	\$ 3,000	
	City Golf Championship	\$ 11,250	
	Community Cleanup	\$ 1,700	
	Donuts with Santa	\$ 1,000	
O & M Total:		\$ 276,582	\$ 323,282

**City of Canyon Lake
Budget Summary
Fiscal Year 2026-27**

General Government		City Clerk - 320			
Function - Division		Division - Code			
Object Acct #		Actual 2023-24	Actual 2024-25	Budget 2025-26	Proposed 2026-27
PERSONNEL COSTS					
6010	Salaries and Wages	\$ 154,505	\$ 186,526	\$ 164,061	\$ 189,017
6080	Benefits	25,804	32,290	40,832	45,531
	Personnel Total:	\$ 180,309	\$ 218,816	\$ 204,893	\$ 234,548
OPERATIONS & MAINTENANCE COSTS					
6210	Office Expense and Supplies	\$ 719	\$ 1,080	\$ 500	\$ -
6220	Departmental Expense	9,341	18,902	19,000	20,000
6240	Printing	1,332	887	10,000	8,000
6245	Tuition Reimbursement	-	-	2,500	-
6330	Rental and Leases	-	-	16,300	15,000
6510	Conference/Meeting/Travel Exp	750	-	2,000	6,500
6511	Military Banner Expense	103	-	-	-
6520	Membership/Dues/Publications	250	474	2,250	6,410
6610	Professional/Specialized Services	24,022	79,196	46,500	98,100
6710	Training and Education	-	-	3,000	-
	O & M Total:	\$ 36,517	\$ 100,539	\$ 102,050	\$ 154,010
CAPITAL COSTS					
		\$ -	\$ -	\$ -	\$ -
	Capital Total:	\$ -	\$ -	\$ -	\$ -
<u>DIVISION SUMMARY</u>					
	Personnel	\$ 180,309	\$ 218,816	\$ 204,893	\$ 234,548
	Operations & Maintenance	36,517	100,539	102,050	154,010
	Capital	-	-	-	-
		\$ 216,826	\$ 319,355	\$ 306,943	\$ 388,558

**City of Canyon Lake
Budget Detail
Fiscal Year 2026-27**

General Government		City Clerk - 320	
Function - Division		Division - Code	
Object		Budget	Proposed
Acct #	Description and Justification	2025-26	2026-27
6010	Salaries and Wages	\$ 164,061	\$ 189,017
	Admin. Services Direct/City Clerk		\$ 189,017
6080	Benefits	40,832	45,531
	Health/PERS/Medicare/SUTA/Life Ins.		
	Personnel Total:	\$ 204,893	\$ 234,548
6210	Office Expense and Supplies	\$ 500	\$ -
	Postage		\$ -
6220	Departmental Expense	19,000	20,000
	Records Management & Retention		\$ 8,000
	Mailing (Yearly EMS Hearing)		\$ 6,000
	Miscellaneous		\$ 5,500
	Postage		\$ 500
6240	Public Notices	10,000	8,000
6245	Tuition Reimbursement	2,500	-
6330	Rental and Leases	16,300	15,000
	Copy Costs		\$ 6,000
	Copier Lease		\$ 9,000
6510	Conference/Meeting/Travel Exp	2,000	6,500
6520	Membership/Dues/Publications	2,250	6,410
	Notary		\$ 250
	IIMC		\$ 200
	Elections Code, Muni Law Book		\$ 3,000
	CMCA		\$ 500
	Miscellaneous		\$ -
	SHRM		\$ 300
	Archival & Election Supplies		\$ 2,000
	CSMFO		\$ 160
6610	Professional/Specialized Services	46,500	98,100
	Harris & Associates		\$ 8,000
	Imaging Annual Renewal		\$ 11,000
	American Legal Publishing		\$ 5,500
	Agenda Management Software		\$ 8,000
	Public Records Portal		\$ 9,500
	Records Retention Update		\$ 600
	Annual Website/Domain		\$ 7,500
	Miscellaneous Software		\$ 3,000
	2026 Municipal Election		\$ 45,000
6710	Training and Education	3,000	-
	O & M Total:	\$ 102,050	\$ 154,010
		\$ -	\$ -
	Capital Total:	\$ -	\$ -

**City of Canyon Lake
Budget Summary
Fiscal Year 2026-27**

General Government		Finance - 330			
Function - Division		Division - Code			
Object Acct #		Actual 2023-24	Actual 2024-25	Budget 2025-26	Proposed 2026-27
PERSONNEL COSTS					
6010	Salaries and Wages	\$ 159,267	\$ 153,139	\$ 182,341	\$ 147,983
6080	Benefits	57,839	64,616	73,440	40,381
	Personnel Total:	\$ 217,106	\$ 217,755	\$ 255,781	\$ 188,364
OPERATIONS & MAINTENANCE COSTS					
6210	Office Expense and Supplies	\$ 1,553	\$ 1,259	\$ 740	\$ -
6220	Departmental Expense	36,115	45,195	63,600	71,140
6245	Tuition Reimbursement	-	-	5,000	-
6440	Mileage Reimbursement	-	-	205	250
6520	Membership/Dues/Publications	780	125	830	120
6530	Software	2,497	5,749	7,640	10,500
6610	Professional/Specialized Services	117,170	149,040	126,650	112,210
6612	Annual Audit Expense	19,000	24,950	20,500	21,500
6710	Training and Education	4,232	6,891	6,680	2,600
	O & M Total:	\$ 181,347	\$ 233,209	\$ 231,845	\$ 218,320
CAPITAL COSTS					
		\$ -	\$ -	\$ -	\$ -
	Capital Total:	\$ -	\$ -	\$ -	\$ -
<u>DIVISION SUMMARY</u>					
	Personnel	\$ 217,106	\$ 217,755	\$ 255,781	\$ 188,364
	Operations & Maintenance	181,347	233,209	231,845	218,320
	Capital	-	-	-	-
		\$ 398,453	\$ 450,964	\$ 487,626	\$ 406,684

**City of Canyon Lake
Budget Detail
Fiscal Year 2026-27**

General Government		Finance - 330	
Function - Division		Division - Code	
Object		Budget	Proposed
Acct #	Description and Justification	2025-26	2026-27
6010	Salaries and Wages	\$ 182,341	\$ 147,983
	Accounting Specialist	\$ 68,587	
	Accounting Specialist	\$ 79,396	
6080	Benefits	73,440	40,381
	Retiree Medical	\$ 4,100	
	Benefits	\$ 36,281	
	Health/PERS/Medicare/SUTA/Life Ins.		
Personnel Total:		\$ 255,781	\$ 188,364
6210	Office Expense and Supplies	\$ 740	\$ -
	Checks and Miscellaneous items	\$ 740	
6220	Departmental Expense	63,600	71,140
	PERS Unfunded Liability	\$ 66,000	
	PERS Actuarial Fee	\$ 500	
	Data Ticket/Revenue Experts	\$ 1,300	
	Bank Fees/Checks/Supplies	\$ 3,340	
6440	Mileage Reimbursement	205	250
6520	Membership/Dues/Publications	830	120
	CSMFO	\$ 120	
6530	Software	7,640	10,500
	Abila MIP Licensing Online	\$ 10,500	
6610	Professional/Specialized Services	126,650	112,210
	Contract Accounting Firm	\$ 16,000	
	HDL Sales Tax Consultant	\$ 5,710	
	GASB 75 Actuarial	\$ 1,500	
	Advisory Services	\$ 3,200	
	Payroll Service	\$ 12,000	
	HDL Property Tax Consultant	\$ 13,800	
	Contract Acct Firm-Payroll & Related	\$ 60,000	
6612	Annual Audit Expense	20,500	21,500
6510	Conference/Meeting/Travel Exp	6,680	2,600
6245	Tuition Reimbursement	5,000	-
O & M Total:		\$ 231,845	\$ 218,320
		\$ -	\$ -
Capital Total:		\$ -	\$ -

**City of Canyon Lake
Budget Summary
Fiscal Year 2026-27**

General Government
Function - Division

Human Resources - 340
Division - Code

Object Acct #	Actual 2023-24	Actual 2024-25	Budget 2025-26	Proposed 2026-27
PERSONNEL COSTS				
6010 Salaries and Wages	\$ -	\$ -	\$ -	\$ 116,847
6080 Benefits	-	-	-	42,466
Personnel Total:	\$ -	\$ -	\$ -	\$ 159,313
OPERATIONS & MAINTENANCE COSTS				
6220 Departmental Expense	-	-	-	800
6245 Tuition Reimbursement	-	-	-	2,500
6440 Mileage Reimbursement	-	-	-	100
6520 Membership/Dues/Publications	-	-	-	760
6610 Professional/Specialized Services	-	-	-	6,800
6510 Conference/Meeting/Travel Exp	-	-	-	4,200
O & M Total:	\$ -	\$ -	\$ -	\$ 15,160
CAPITAL COSTS				
	\$ -	\$ -	\$ -	\$ -
Capital Total:	\$ -	\$ -	\$ -	\$ -
<u>DIVISION SUMMARY</u>				
Personnel	\$ -	\$ -	\$ -	\$ 159,313
Operations & Maintenance	-	-	-	15,160
Capital	-	-	-	-
	\$ -	\$ -	\$ -	\$ 174,473

**City of Canyon Lake
Budget Detail
Fiscal Year 2026-27**

General Government		Human Resources - 340	
Function - Division		Division - Code	
Object		Budget	Proposed
Acct #	Description and Justification	2025-26	2026-27
6010	Salaries and Wages		\$ 116,847
	Administrative Services Senior Analyst	\$ 116,847	
6080	Benefits		42,466
	Benefits	\$ 42,466	
	Health/PERS/Medicare/SUTA/Life Ins.		
Personnel Total:		\$ -	\$ 159,313
6220	Departmental Expense		800
	Miscellaneous Supplies	\$ 800	
6440	Mileage Reimbursement		100
6520	Membership/Dues/Publications		760
	MMASC	\$ 125	
	CSMFO	\$ 155	
	SRHM	\$ 300	
	GFOA	\$ 180	
6610	Professional/Specialized Services		6,800
	NeoGov-Recruitment System	\$ 5,200	
	SDRMA-EAP Program	\$ 1,600	
6612	Annual Audit Expense		
6510	Conference/Meeting/Travel Exp		4,200
	SHRM Conference	\$ 3,200	
	Training	\$ 1,000	
6245	Tuition Reimbursement		2,500
O & M Total:		\$ -	\$ 15,160
		\$ -	\$ -
Capital Total:		\$ -	\$ -

**City of Canyon Lake
Budget Summary
Fiscal Year 2026-27**

Development Services		Planning - 350			
Function - Division		Division - Code			
Object Acct #		Actual 2023-24	Actual 2024-25	Budget 2025-26	Proposed 2026-27
PERSONNEL COSTS					
6010	Salaries and Wages	\$ -	\$ -	\$ -	\$ -
6080	Benefits	-	-	-	-
	Personnel Total:	\$ -	\$ -	\$ -	\$ -
OPERATIONS & MAINTENANCE COSTS					
6616	Regular Planning Services	\$ 51,000	\$ 61,358	\$ 72,800	\$ 75,000
6619	General Plan Services	101,944	25,463	90,000	60,000
	O & M Total:	\$ 152,944	\$ 86,821	\$ 162,800	\$ 135,000
CAPITAL COSTS					
	None	\$ -	\$ -	\$ -	\$ -
<u>DIVISION SUMMARY</u>					
	Personnel	\$ -	\$ -	\$ -	\$ -
	Operations & Maintenance	152,944	86,821	162,800	135,000
	Capital	-	-	-	-
		\$ 152,944	\$ 86,821	\$ 162,800	\$ 135,000

City of Canyon Lake
Budget Detail
Fiscal Year 2026-27

Development Services		Planning - 350	
Function - Division		Division - Code	
Object		Budget	Proposed
Acct #	Description and Justification	2025-26	2026-27
6010	Salaries and Wages	\$ -	\$ -
	Planning Tech	\$ -	\$ -
6080	Benefits	-	-
	Medicare, SUI, WC	\$ -	\$ -
Personnel Total:		\$ -	\$ -
6616	Regular Planning Services	\$ 72,800	\$ 75,000
	Contract City Planner	\$ 75,000	
6619	General Plan Services	90,000	60,000
O & M Total:		\$ 162,800	\$ 135,000
None			
Capital Total:		\$ -	\$ -

**City of Canyon Lake
Budget Summary
Fiscal Year 2026-27**

Development Services
Function - Division

Building & Safety - 360
Division - Code

Object Acct #	Actual 2023-24	Actual 2024-25	Budget 2025-26	Proposed 2026-27
PERSONNEL COSTS				
6010 Salaries and Wages	\$ 177,869	\$ 217,765	\$ 201,178	\$ 212,044
6080 Benefits	52,136	44,043	53,545	45,290
Personnel Total:	\$ 230,005	\$ 261,808	\$ 254,723	\$ 257,334
OPERATIONS & MAINTENANCE COSTS				
6210 Office Expense and Supplies	\$ 646	\$ 78	\$ 1,000	\$ -
6220 Departmental Expenses	6,671	3,208	2,000	4,000
6310 Communications	832	774	-	-
6415 Fleet Maintenance	314	377	-	-
6425 Fuels & Lubricants	977	1,856	-	-
6440 Mileage Reimbursements	-	-	500	250
6520 Membership/Dues/Publications	125	125	1,500	3,000
6610 Professional/Specialized Services	95,402	125,192	150,000	140,000
6510 Conference/Meeting/Travel Exp	542	864	1,500	1,500
6245 Tuition Reimbursement	-	-	5,000	2,500
O & M Total:	\$ 105,509	\$ 132,474	\$ 161,500	\$ 151,250
CAPITAL COSTS				
None	\$ -	\$ -	\$ -	\$ -
<u>DIVISION SUMMARY</u>				
Personnel	\$ 230,005	\$ 261,808	\$ 254,723	\$ 257,334
Operations & Maintenance	105,509	132,474	161,500	151,250
Capital	-	-	-	-
	\$ 335,514	\$ 394,282	\$ 416,223	\$ 408,584

**City of Canyon Lake
Budget Detail
Fiscal Year 2026-27**

Development Services		Building & Safety - 360	
Function - Division		Division - Code	
Object		Budget	Proposed
Acct #	Description and Justification	2025-26	2026-27
6010	Salaries & Wages	\$ 201,178	\$ 212,044
	Deputy Building Official/Sr. Inspector	\$ 122,689	
	Building Permit Technician II	\$ 89,355	
	Building Permit Technician I	\$ -	
6080	Benefits	53,545	45,290
	Health/PERS/Medicare/SUTA/Life Ins.	\$ 45,290	
Personnel Total:		\$ 254,723	\$ 257,334
6210	Office Expense and Supplies	\$ 1,000	\$ -
	Miscellaneous	\$ 1,000	
6220	Departmental Expense	2,000	4,000
	Printing	\$ 1,000	
	Miscellaneous	\$ 3,000	
6310	Communications	-	-
6415	Fleet Maintenance	-	-
6425	Fuels & Lubricants	-	-
6440	Mileage Reimbursement	500	250
6520	Membership/Dues/Publications	1,500	3,000
	State Building Officials	\$ 3,000	
6610	Professional/Specialized Services	150,000	140,000
	VCA Code	\$ 140,000	
6510	Conference/Meeting/Travel Exp	1,500	1,500
6245	Tuition Reimbursement	5,000	2,500
O & M Total:		\$ 161,500	151,250
None		\$ -	\$ -
Capital Total:		\$ -	\$ -

**City of Canyon Lake
Budget Summary
Fiscal Year 2026-27**

Public Safety - Police
Function - Department

Law Enforcement - 410
Department - Code

Object Acct #	Actual 2023-24	Actual 2024-25	Budget 2025-26	Proposed 2026-27
PERSONNEL COSTS				
None	\$ -	\$ -	\$ -	\$ -
OPERATIONS & MAINTENANCE COSTS				
6335 Facility Rate	\$ 25,817	\$ 27,581	\$ 29,000	\$ 2,420
6410 Vehicle & Equip Maint/Support	-	-	3,000	-
6610 Professional/Specialized Services	590,347	1,755,041	2,052,390	165,000
6845 Booking Fees	7,741	5,532	7,500	600
6850 Cal ID	11,056	10,949	11,000	1,000
6861 County RMS System	10,404	11,365	9,000	750
O & M Total:	\$ 645,365	\$ 1,810,468	\$ 2,111,890	\$ 169,770
CAPITAL COSTS				
8000 ALPR Cameras	\$ 6,192	\$ 5,000	\$ 5,000	\$ -
Capital Total:	\$ 6,192	\$ 5,000	\$ 5,000	\$ -
<u>DIVISION SUMMARY</u>				
Personnel	\$ -	\$ -	\$ -	\$ -
Operations & Maintenance	645,365	1,810,468	2,111,890	169,770
Capital	6,192	5,000	5,000	-
	\$ 651,557	\$ 1,815,468	\$ 2,116,890	\$ 169,770

**City of Canyon Lake
Budget Detail
Fiscal Year 2026-27**

Public Safety - Police		Law Enforcement - 410	
Function - Department		Department - Code	
Object		Budget	Proposed
Acct #	Description and Justification	2025-26	2026-27
	None	\$ -	\$ -
	Personnel Total:	\$ -	\$ -
6335	Facility Rate	\$ 29,000	\$ 2,420
6410	Vehicle & Equip Maint/Support	3,000	-
6610	Professional/Specialized Services	2,052,390	165,000
	Police Services (total)	\$ 160,000	
6620	Extra Duty - Events	\$ 5,000	
6845	Booking Fees	7,500	600
6846	Blood/Alcohol Analysis	\$ 600	
6850	Cal ID	11,000	1,000
6861	County RMS System	9,000	750
	O & M Total:	\$ 2,111,890	\$ 169,770
8000	ALPR Cameras	\$ 5,000	\$ -
	Capital Total:	\$ 5,000	\$ -

= Amount of Law Enforcement costs charged to the Police Grants Fund.

**City of Canyon Lake
Budget Summary
Fiscal Year 2026-27**

Public Safety - Police		City Police Department - 416			
Function - Department		Department - Code			
Object Acct #		Actual 2023-24	Actual 2024-25	Budget 2025-26	Proposed 2026-27
PERSONNEL COSTS					
6030	Salaries PD Management	\$ -	\$ -	\$ -	\$ 262,981
6031	Salaries PD CSO's	-	-	-	288,118
6033	Salaries PD Officers	-	-	-	706,738
6034	Salaries PD Officers OT	-	-	-	20,000
6035	Salaries PD Officers FSLA	-	-	-	-
6091	Benefits PD Mgmt	-	-	-	8,130
6092	Benefits PD Officers	-	-	-	13,407
6080	Benefits PD CSO's	-	-	-	31,470
6093	Benefits PD Health Ins Mgmt	-	-	-	41,827
6094	Benefits PD Health Ins Officers	-	-	-	176,000
6095	Benefits PD PARS Mgmt	-	-	-	39,447
6096	Benefits PD PARS Officers	-	-	-	53,005
6097	Benefits PD Health Ins CSO's	-	-	-	116,202
6090	Benefits Workers Compensation	-	-	-	-
	Personnel Total:	\$ -	\$ -	\$ -	\$ 1,757,325
OPERATIONS & MAINTENANCE COSTS					
6220	Departmental Expense	-	-	-	49,530
6222	Emergency Response Equip	-	-	-	10,000
6232	Printing	-	-	-	5,000
6310	Communications	-	-	-	5,400
6325	Repairs and Maintenance	-	-	-	2,000
6330	Rents & Leases	-	-	-	149,820
6410	Fleet & Equipment Maint	-	-	-	21,300
6425	Fuels & Lubricants	-	-	-	9,000
6520	Membership/Dues/Publications	-	-	-	2,000
6530	Software	-	-	-	4,000
6610	Professional/Specialized Services	-	-	-	336,080
6631	Explorer Program	-	-	-	2,800
6710	Training & Education	-	-	-	15,000
6845	Booking Fees	-	-	-	14,000
6850	Cal ID	-	-	-	11,000
	CalCOPS Offset	-	-	-	(210,000)
6841	Claim Payments Workers Comp	-	-	-	-
	O & M Total:	\$ -	\$ -	\$ -	\$ 426,930
CAPITAL OUTLAY					
8000	Capital Outlay	\$ -	\$ -	\$ -	\$ -
	Capital Total:	\$ -	\$ -	\$ -	\$ -
<u>DIVISION SUMMARY</u>					
	Personnel	\$ -	\$ -	\$ -	\$ 1,757,325
	Operations & Maintenance	-	-	-	426,930
	Capital	-	-	-	-
		\$ -	\$ -	\$ -	\$ 2,184,255

**City of Canyon Lake
Budget Detail
Fiscal Year 2026-27**

Public Safety - Police		City Police Department - 416	
Function - Department		Department - Code	
Object		Budget	Proposed
Acct #	Description and Justification	2025-26	2026-27
Salaries and Wages			
6030	Salaries PD Management	\$ -	\$ 262,981
6031	Salaries PD CSO's	-	288,118
6033	Salaries PD Officers	-	706,738
6034	Salaries PD Officers OT	-	20,000
6035	Salaries PD Officers FSLA	-	
6091	Benefits PD Mgmt	-	8,130
6092	Benefits PD Officers	-	13,407
6080	Benefits PD CSO's	-	31,470
6093	Benefits PD Health Ins Mgmt	-	41,827
6094	Benefits PD Health Ins Officers	-	176,000
6095	Benefits PD PARS Mgmt	-	39,447
6096	Benefits PD PARS Officers	-	53,005
6097	Benefits PD Health Ins CSO's	-	116,202
6090	Benefits Workers Compensation	-	-
Personnel Total:		\$ -	\$ 1,757,325
6220	Departmental Expense	-	\$ 49,530
6222	Uniforms	-	10,000
6232	Police Equipment	-	5,000
6310	Communications	-	5,400
6325	Repairs & Maintenance	-	2,000
6330	Rents & Leases	-	149,820
	Vehicles	\$ 144,820	
	Copier Lease	\$ 5,000	
6410	Fleet & Equipment Maintenance	-	21,300
6425	Fuels & Lubricants	-	9,000
6520	Membership/Dues/Publications	-	2,000
6530	Software	-	4,000
6610	Professional/Specialized Services	-	336,080
	Crime Scene Cleaning	\$ 5,000	
	Polygraph INV	\$ 5,000	
	Dispatch-City of Hemet	\$ 232,380	
	Security Alarm	\$ 3,000	
	Background Investigations/Medical	\$ 10,000	
	Medical Arrests	\$ 10,000	
	PSEC/Radio	\$ 65,000	
	Corelogic/Real Quest	\$ 2,500	
	Data Ticket	\$ 3,200	
6631	Explorer Program		2,800
6710	Training & Education	-	15,000
6845	Booking Fees	-	14,000
	Booking Fees	\$ 7,000	
	Laboratory	\$ 7,000	
6850	Cal ID	-	11,000
	CalCOPS Offset	-	(210,000)
O & M Total:		\$ -	\$ 426,930
8000	Capital Outlay	\$ -	\$ -
Capital Total:		\$ -	\$ -

**City of Canyon Lake
Budget Summary
Fiscal Year 2026-27**

Public Safety - Fire		City Fire Department - 421			
Function - Department		Department - Code			
Object Acct #		Actual 2023-24	Actual 2024-25	Budget 2025-26	Proposed 2026-27
PERSONNEL COSTS					
6020	Salaries FD Management	\$ 321,044	\$ 370,761	\$ 320,804	\$ 350,135
6023	Salaries FD Firefighters	705,492	808,498	822,383	833,647
6024	Salaries FD Firefighters OT	148,264	220,558	182,471	204,284
6025	Salaries FD Firefighters FSLA	17,149	20,588	21,629	22,330
6026	Reserve Firefighter Stipends	11,000	7,300	20,000	20,000
6027	Salaries FD Part-Time	-	-	-	42,358
6081	Benefits FD Management	32,777	49,848	25,228	37,953
6083	PORAC	4,505	9,921	-	-
6086	Benefits FD FF	47,928	36,319	33,289	34,668
6087	Benefits Health Insurance FD	108,326	116,111	155,107	167,968
6088	Benefits PARS Firefighters	85,153	111,022	103,641	106,997
6089	Benefits PARS FD Management	34,259	17,535	39,950	44,064
6090	Benefits Workers Compensation	-	-	-	-
	Personnel Total:	\$ 1,515,897	\$ 1,768,461	\$ 1,724,502	\$ 1,864,404
OPERATIONS & MAINTENANCE COSTS					
6210	Office Expens & Supplies	\$ 4,402	\$ 4,100	\$ 5,050	\$ -
6220	Departmental Expense	9,772	8,982	11,315	17,150
6231	Emergency Response Equip	44,451	50,689	56,815	63,080
6240	Printing	1,097	837	1,500	1,500
6310	Communications	3,198	2,861	2,904	2,910
6330	Rents & Leases	125,214	125,214	125,215	125,220
6410	Fleet & Equipment Maint	63,909	65,136	71,500	76,900
6425	Fuels & Lubricants	17,564	15,761	23,112	23,200
6440	Mileage Reimbursment	119	565	2,000	2,000
6450	EMS Enhancement Funds	11,766	7,998	20,900	23,100
6455	CalRecycle Grant Exp	-	3,829	2,000	2,000
6510	Conference/Meeting/Travel	3,094	2,083	8,800	8,800
6520	Membership/Dues/Publications	1,589	1,148	2,300	3,350
6530	Software	14,117	7,574	18,400	18,400
6610	Professional/Specialized Services	135,979	145,841	187,456	202,540
6710	Training & Education	14,814	22,663	33,000	32,000
6245	Tuition Reimbursement	-	-	10,000	8,000
6841	Claim Payments Workers Comp	65,713	9,336	-	-
	O & M Total:	\$ 516,798	\$ 474,617	\$ 582,267	\$ 610,150
STARTUP COSTS					
8017	Fire & Life Saving Equipment	\$ 12,846	\$ 50,224	\$ -	\$ 36,000
8017	Equipment for New Engine *	-	-	-	130,000
8018	Station Upgrades	17,796	-	-	-
	Capital Total:	\$ 30,642	\$ 50,224	\$ -	\$ 166,000
DIVISION SUMMARY					
	Personnel	\$ 1,515,897	\$ 1,768,461	\$ 1,724,502	\$ 1,864,404
	Operations & Maintenance	516,798	474,617	582,267	610,150
	Capital	30,642	50,224	-	166,000
		\$ 2,063,337	\$ 2,293,302	\$ 2,306,769	\$ 2,640,554

* - From Equipment Replacement Reserve

**City of Canyon Lake
Budget Detail
Fiscal Year 2026-27**

Public Safety - Fire		City Fire Department - 421	
Function - Department		Department - Code	
Object		Budget	Proposed
Acct #	Description and Justification	2025-26	2026-27
	Salaries and Wages (See detail schedule)		
6020	Salaries FD Management	\$ 320,804	\$ 350,135
6023	Salaries FD Firefighters	822,383	833,647
6024	Salaries FD Firefighters OT	182,471	204,284
6025	Salaries FD Firefighters FSLA	21,629	22,330
6026	Reserve Firefighter Stipends	20,000	20,000
6027	Salaries FD Part-Time		42,358
6081	Benefits FD Management	25,228	37,953
6086	Benefits FD Firefighters	33,289	34,668
6087	Benefits Health Insurance FD	155,107	167,968
6088	Benefits PARS Fire Fighters	103,641	106,997
6089	Benefits PARS FD Management	39,950	44,064
	Personnel Total:	\$ 1,724,502	\$ 1,864,404
6210	Office Expense & Supplies	\$ 5,050	\$ -
6220	Departmental Expense	11,315	17,150
6231	Emergency Response Equipment	56,815	63,080
6240	Printing	1,500	1,500
6310	Communications	2,904	2,910
6330	Rents & Leases	125,215	125,220
	Type I Engine Lease	\$ 84,155	
	Type VI Engine Lease	\$ 41,065	
6410	Fleet & Equipment Maintenance	71,500	76,900
6425	Fuels & Lubricants	23,112	23,200
6440	Mileage Reimbursement	2,000	2,000
6450	EMS Enhancement Funds	20,900	23,100
6455	CalRecycle Grant Exp	2,000	2,000
6510	Conference/Meeting/Travel	8,800	8,800
6520	Membership/Dues/Publications	2,300	3,350
6530	Software	18,400	18,400
	Lexipol Policy Computer Application	\$ 6,600	
	Training Computer Module	\$ 5,000	
	Fire Prevention Computer Mod	\$ 3,300	
	Slate Staffing	\$ 3,000	
	Fire Simulation Software	\$ 500	
6610	Professional/Specialized Services	187,456	202,540
	Public Education Supplies	\$ 6,500	
	IworQ Fire Prevention Software	\$ 1,221	
	Dispatch Riverside County	\$ 170,000	
	MDC Annual Rents	\$ 7,500	
	Background Investigations/Medica	\$ 11,000	
	Annual SCBA Fit Testing	\$ 1,000	
	Other Items	\$ 5,319	
6710	Training & Education	33,000	32,000
	Training Supplies	\$ 13,000	
	Certifications	\$ 7,000	
	Outside Instructors	\$ 12,000	
6245	Tuition Reimbursement	10,000	8,000
	O & M Total:	\$ 582,267	\$ 610,150
8017	Fire & Life Saving Equipment	\$ -	\$ 166,000
	Capital Total:	\$ -	\$ 166,000

City of Canyon Lake
Budget Summary
Fiscal 2026-27

Public Safety - Emergency Preparedness
Function - Division

Emergency Preparedness - 425
Division - Code

Object Acct #	Actual 2023-24	Actual 2024-25	Budget 2025-26	Proposed 2026-27
PERSONNEL COSTS				
None	\$ -	\$ -	\$ -	\$ -
OPERATIONS & MAINTENANCE COSTS				
6215 EOC Equipment/Supplies	\$ -	\$ -	\$ 4,000	\$ 4,000
6220 Departmental Expense	1,792	1,538	5,000	5,000
6310 Communications	201	814	1,000	-
6610 Professional/Specialized Service	25,065	25,000	35,000	-
O & M Total:	\$ 27,058	\$ 27,352	\$ 45,000	\$ 9,000
CAPITAL COSTS				
None	\$ -	\$ -	\$ -	\$ -
<u>DIVISION SUMMARY</u>				
Personnel	\$ -	\$ -	\$ -	\$ -
Operations & Maintenance	27,058	27,352	45,000	9,000
Capital	-	-	-	-
	\$ 27,058	\$ 27,352	\$ 45,000	\$ 9,000

**City of Canyon Lake
Budget Detail
Fiscal Year 2026-27**

Public Safety - Emergency Preparedness		Emergency Preparedness - 425	
Function - Division		Division - Code	
Object Acct #	Description and Justification	Budget 2025-26	Proposed 2026-27
	None	\$ -	\$ -
Personnel Total:		\$ -	\$ -
6215	EOC Equipment/Supplies	\$ 4,000	\$ 4,000
6220	Departmental Expense		
	Supplies	\$ 2,500	5,000
	Tools & Equipment	\$ 2,500	5,000
6310	Communications (Emergency Management EOC)	1,000	-
	Satellite Phones	\$ -	
6610	Professional/Specialized Services	35,000	-
	EMD Contract (County)	\$ -	
	CERT Training (County)	\$ -	
O & M Total:		\$ 45,000	\$ 9,000
	None	\$ -	\$ -
Capital Total:		\$ -	\$ -

City of Canyon Lake
Budget Summary
Fiscal Year 2026-27

Public Safety - Animal Control
Function - Division

Animal Control - 430
Division - Code

Object Acct #	Actual 2023-24	Actual 2024-25	Budget 2025-26	Proposed 2026-27
PERSONNEL COSTS				
None	\$ -	\$ -	\$ -	\$ -
OPERATIONS & MAINTENANCE COSTS				
6610 Professional/Specialized Services	\$ 127,962	\$ 115,889	\$ 103,050	\$ 101,600
6900 Debt Service	38,822	17,984	23,300	19,000
O & M Total:	\$ 166,784	\$ 133,873	\$ 126,350	\$ 120,600
CAPITAL COSTS				
None	\$ -	\$ -	\$ -	\$ -
<u>DIVISION SUMMARY</u>				
Personnel	\$ -	\$ -	\$ -	\$ -
Operations & Maintenance	166,784	133,873	126,350	120,600
Capital	-	-	-	-
	\$ 166,784	\$ 133,873	\$ 126,350	\$ 120,600

City of Canyon Lake
Budget Detail
Fiscal Year 2026-27

Public Safety - Animal Control		Animal Control - 430	
Function - Division		Division - Code	
Object		Budget	Proposed
Acct #	Description and Justification	2025-26	2026-27
	None	\$ -	\$ -
	Personnel Total:	\$ -	\$ -
	OPERATIONS & MAINTENANCE COSTS		
6610	Professional/Specialized Services	\$ 103,050	\$ 101,600
	Animal Control	\$ 45,600	
	County Sheltering Services	\$ 56,000	
6900	Interest Expense	23,300	19,000
	Debt Service	\$ 15,000	
	Audit/Fiscal Agent/Admin	\$ 4,000	
	O & M Total:	\$ 126,350	\$ 120,600
	None	\$ -	\$ -
	Capital Total:	\$ -	\$ -

City of Canyon Lake
Budget Summary
Fiscal Year 2026-27

<u>Development Services</u>		<u>Public Works Administration - 510</u>			
Function - Division		Division - Code			
Object Acct #		Actual 2023-24	Actual 2024-25	Budget 2025-26	Proposed 2026-27
	PERSONNEL COSTS				
6010	Salaries and Wages	\$ -	\$ -	\$ -	\$ -
6080	Benefits	-	-	-	-
	Personnel Total:	\$ -	\$ -	\$ -	\$ -
	OPERATIONS & MAINTENANCE COSTS				
6610	Professional/Specialized Services	\$ 18,345	\$ 16,218	\$ 30,000	\$ 20,000
	O & M Total:	\$ 18,345	\$ 16,218	\$ 30,000	\$ 20,000
	CAPITAL COSTS				
	None	\$ -	\$ -	\$ -	\$ -
	<u>DIVISION SUMMARY</u>				
	Personnel	\$ -	\$ -	\$ -	\$ -
	Operations & Maintenance	18,345	16,218	30,000	20,000
	Capital	-	-	-	-
		\$ 18,345	\$ 16,218	\$ 30,000	\$ 20,000

City of Canyon Lake
Budget Detail
Fiscal Year 2026-27

<u>Development Services</u>		<u>Public Works Administration - 510</u>	
Function - Division		Division - Code	
Object		Budget	Proposed
Acct #	Description and Justification	2025-26	2026-27
6015	Salaries and Wages	\$ -	\$ -
6080	Benefits	-	-
Personnel Total:		\$ -	\$ -
6610	Professional/Specialized Services	\$ 30,000	\$ 20,000
	On Call Maintenance	\$ 10,000	
	Interwest Consulting Group	\$ 10,000	
O & M Total:		\$ 30,000	\$ 20,000
	None	\$ -	\$ -
Capital Total:		\$ -	\$ -

City of Canyon Lake
Budget Summary
Fiscal Year 2026-27

Development Services		NPDES - 515			
Function - Division		Division - Code			
Object Acct #		Actual 2023-24	Actual 2024-25	Budget 2024-25	Proposed 2026-27
PERSONNEL COSTS					
6015	Salaries and Wages	\$ -	\$ -	\$ -	\$ -
6080	Benefits	-	-	-	-
	Personnel Total:	\$ -	\$ -	\$ -	\$ -
OPERATIONS & MAINTENANCE COSTS					
6456	Calrecycle SB1383 OWR1	\$ -	\$ 20,554	\$ -	\$ -
6457	Calrecycle SB1383 OWR4	-	45,314		
6520	Membership/Dues/Publications	70,200	70,372	99,200	104,400
6610	Professional/Specialized Services	60,000	54,042	60,000	60,000
	O & M Total:	\$ 130,200	\$ 190,282	\$ 159,200	\$ 164,400
CAPITAL COSTS					
	None	\$ -	\$ -	\$ -	\$ -
<u>DIVISION SUMMARY</u>					
	Personnel	\$ -	\$ -	\$ -	\$ -
	Operations & Maintenance	130,200	190,282	159,200	164,400
	Capital	-	-	-	-
		\$ 130,200	\$ 190,282	\$ 159,200	\$ 164,400

**City of Canyon Lake
Budget Detail
Fiscal Year 2026-27**

Development Services		NPDES - 515	
Function - Division		Division - Code	
Object		Budget	Proposed
Acct #	Description and Justification	2025-26	2026-27
6015	Salaries and Wages	\$ -	\$ -
6080	Benefits	-	-
Personnel Total:		\$ -	\$ -
6520	Membership/Dues/Publications	\$ 99,200	\$ 104,400
	NPDES MS4 Permit Fee	\$ 11,000	
	LE/CL TMDL	\$ 48,900	
	San Jacinto River Watershed Council	\$ 1,000	
	LESJWA	\$ 20,000	
	SAR NPDES Program Share	\$ 3,500	
	WMP Cost Share	\$ 20,000	
6610	Professional/Specialized Services	60,000	60,000
	Consultant for NPDES	\$ 60,000	
O & M Total:		\$ 159,200	\$ 164,400
	None	\$ -	\$ -
Capital Total:		\$ -	\$ -

**City of Canyon Lake
Budget Summary
Fiscal Year 2026-27**

<u>Development Services</u>		<u>Code Enforcement - 520</u>			
Function - Division		Division - Code			
Object Acct #		Actual 2023-24	Actual 2024-25	Budget 2025-26	Proposed 2026-27
PERSONNEL COSTS					
6015	Salaries and Wages	\$ 290,883	\$ 318,268	\$ 293,161	\$ -
6080	Benefits	70,063	71,308	86,235	-
	Personnel Total:	\$ 360,946	\$ 389,576	\$ 379,396	\$ -
OPERATIONS & MAINTENANCE COSTS					
6210	Office Expense and Supplies	\$ 940	\$ 139	\$ 1,500	\$ -
6220	Department Expense	14,896	12,805	10,700	-
6310	Communications	2,430	2,242	3,000	-
6415	Fleet Maintenance	1,671	2,760	-	-
6425	Fuels and Lubricants	2,416	2,196	-	-
6520	Membership/Dues/Publications	300	200	800	-
6610	Professional/Specialized Services	1,896	17,611	2,500	-
6710	Training and Education	390	160	1,500	-
6245	Tuition Reimbursement	-	-	2,500	-
6842	Claims Payment-Liability	-	27,651	-	-
	O & M Total:	\$ 24,939	\$ 65,764	\$ 22,500	\$ -
CAPITAL COSTS					
8001	Vehicles	-	-	-	-
	Capital Total:	\$ -	\$ -	\$ -	\$ -
<u>DIVISION SUMMARY</u>					
	Personnel	\$ 360,946	\$ 389,576	\$ 379,396	\$ -
	Operations & Maintenance	24,939	65,764	22,500	-
	Capital	-	-	-	-
		\$ 385,885	\$ 455,340	\$ 401,896	\$ -

**City of Canyon Lake
Budget Detail
Fiscal Year 2026-27**

Development Services		Code Enforcement - 520	
Function - Division		Division - Code	
Object		Budget	Proposed
Acct #	Description and Justification	2025-26	2026-27
6015	Salaries and Wages	\$ 293,161	\$ -
	Code Enforcement Officer	\$ -	-
	Code Enforcement Officer	\$ -	-
	Code Enforcement Supervisor	\$ -	-
	Part-Time Business License Tech	\$ -	-
6080	Benefits	86,235	-
	Health/PERS/Medicare/SUTA/Deferred Comp/Life Ins.		
Personnel Total:		\$ 379,396	\$ -
6210	Office Expense and Supplies	\$ 1,500	\$ -
6220	Departmental Expense	10,700	-
	Miscellaneous	\$ -	-
	Data Ticket/Revenue Experts	\$ -	-
	Printing	\$ -	-
	Equipment	\$ -	-
	Uniforms	\$ -	-
	BLM Cleanup	\$ -	-
6310	Communications	3,000	-
6415	Fleet Maintenance	-	-
6425	Fuels and Lubricants	-	-
6520	Membership/Dues/Publications	800	-
	Memberships	\$ -	-
6610	Professional/Specialized Services	2,500	-
	Corelogic/Real Quest	\$ -	-
6710	Training and Education	1,500	-
6245	Tuition Reimbursement	2,500	-
O & M Total:		\$ 22,500	\$ -
8001	Vehicles	\$ -	\$ -
Capital Total:		\$ -	\$ -

**City of Canyon Lake
Budget Summary
Fiscal Year 2026-27**

General Government		Building and Facilities Maint - 550			
Function - Division		Division - Code			
Object Acct #		Actual 2023-24	Actual 2024-25	Budget 2025-26	Proposed 2026-27
PERSONNEL COSTS					
	None	\$ -	\$ -	\$ -	\$ -
OPERATIONS & MAINTENANCE COSTS					
6320	Utilities	\$ 57,653	\$ 59,598	\$ 59,046	\$ 71,105
6330	Rentals & Leases	113,485	74,143	1,200	700
6520	Membership/Dues/Publications	-	14,847	11,200	12,000
6610	Professional/Specialized Services	67,637	85,707	73,870	95,870
6840	Liability Property Ins & Deductible	295,845	290,488	379,230	697,200
	O & M Total:	\$ 534,620	\$ 524,783	\$ 524,546	\$ 876,875
CAPITAL COSTS					
8007	Furniture & Equipment	\$ 5,452	\$ 104,079	\$ 11,500	\$ 6,000
8014	Building Improvements	-	-	4,500	-
8015	City Hall Acquisition	-	400,000	-	-
8030	Fire Station Purchase	490,000	-	-	-
8018	Fire Station Upgrades	4,547	53,244	10,000	10,000
	Capital Total:	\$ 499,999	\$ 557,323	\$ 26,000	\$ 16,000
DEBT SERVICE					
6900	Interest Expense	\$ 12,983	\$ 22,330	\$ 17,254	\$ 11,900
6910	Principal Expense	43,174	107,550	95,062	100,430
	Debt Service Total:	\$ 56,157	\$ 129,880	\$ 112,316	\$ 112,330
<u>DIVISION SUMMARY</u>					
	Personnel	\$ -	\$ -	\$ -	\$ -
	Operations & Maintenance	534,620	524,783	524,546	876,875
	Capital	499,999	557,323	26,000	16,000
	Debt Service	56,157	129,880	112,316	112,330
		\$ 1,090,776	\$ 1,211,986	\$ 662,862	\$ 1,005,205

**City of Canyon Lake
Budget Detail
Fiscal Year 2026-27**

General Government		Building and Facilities Maint - 550	
Function - Division		Division - Code	
Acct #	Description and Justification	Budget 2025-26	Proposed 2026-27
6320	Utilities	\$ 59,046	\$ 71,105
	Electric	\$ 33,000	
	Gas	\$ 1,300	
	Water	\$ 7,600	
	Ring Central Telephone	\$ 11,100	
	Elevator Phone	\$ 620	
	Internet/Cable	\$ 10,185	
	Propane	\$ 3,000	
	Other	\$ 4,300	
6330	Rentals and Leases		
	Postage Meter Lease	\$ 700	1,200
	Tree Lease	\$ -	700
6520	Membership/Dues/Publications	11,200	12,000
	Merchants Association	\$ 12,000	
6610	Professional/Specialized Services	73,870	95,870
	Pest Control	\$ 3,680	
	Security	\$ 6,000	
	HVAC Maintenance	\$ 11,900	
	Janitorial	\$ 29,400	
	Elevator service	\$ 6,020	
	Maintenance & Repairs	\$ 5,000	
	Fire Station Maintenance	\$ 15,000	
	Fire Dept Landscaping	\$ 6,000	
	Other Items	\$ 12,870	
6840	Liability Property Ins & Deductible	379,230	697,200
	General Liability Premium	\$ 493,919	
	Property Premium	\$ 28,628	
	Cyber	\$ 3,141	
	ADWRP	\$ 158	
	Crime Bond	\$ 1,622	
	ERMA	\$ 28,338	
	APD	\$ 13,817	
	Deadly Weapons	\$ 157	
	Workers Compensation Deposit	\$ 127,420	
O & M Total:		\$ 524,546	\$ 876,875
6900	Interest Expense (POA Loan)	\$ 17,254	\$ 11,900
6910	Principal Expense (POA Loan)	95,062	100,430
Debt Service Total:		\$ 112,316	\$ 112,330
8007	Furniture & Equipment	\$ 11,500	\$ 6,000
	Building Improvements	4,500	-
8018	Fire Station Upgrades	10,000	10,000
Capital Total:		\$ 26,000	\$ 16,000

**City of Canyon Lake
Budget Summary
Fiscal Year 2026-27**

Public Works - Streets Function - Department		Gas Tax - Fund 20 Fund - Code			
Object Acct #		Actual 2023-24	Actual 2024-25	Budget 2025-26	Proposed 2026-27
PROGRAM REVENUES					
4840	Gas Tax 2103	\$ 100,691	\$ 105,769	\$ 100,650	\$ 108,200
4850	Gas Tax 2105	67,150	68,783	70,400	72,300
4860	Gas Tax 2106	47,299	48,813	48,700	50,100
4870	Gas Tax 2107	90,893	90,977	96,100	96,700
4875	Gas Tax 2107.5	3,000	3,000	3,000	3,000
4876	Road Maintenance Rehab	285,647	301,817	290,200	310,300
4900	Interest Income	44,248	45,073	15,000	10,000
	Program Revenue Total	\$ 638,928	\$ 664,232	\$ 624,050	\$ 650,600
OPERATIONS & MAINTENANCE COSTS					
6610	Professional and Specialized Services	\$ 182,718	\$ 14,288	\$ 65,000	\$ 35,000
6320	Utilities	2,134	3,361	3,000	4,000
6720	Landscape Maintenance	145,525	80,644	92,500	85,000
6721	Street Maintenance	28,902	20,874	36,000	24,800
6722	Signal and Sign Maintenance	31,353	29,240	37,000	37,000
6724	Street Tree Trimming	-	-	5,000	5,000
6723	Reclaimed Water (RRCR)	10,931	13,114	12,000	14,000
8030	Right of Way Acquisition	910,128	-	-	-
	O & M Total:	\$ 1,311,691	\$ 161,521	\$ 250,500	\$ 204,800
CAPITAL COSTS					
8108	RR Canyon Rd Safety Improvements	\$ -	\$ -	\$ -	\$ -
8000	Capital Outlay	-	-	-	-
	Capital Total:	\$ -	\$ -	\$ -	\$ -
<u>DIVISION SUMMARY</u>					
	Total Revenue	\$ 638,928	\$ 664,232	\$ 624,050	\$ 650,600
	Personnel	\$ -	\$ -	\$ -	\$ -
	Operations & Maintenance	1,311,691	161,521	250,500	204,800
	Capital	-	-	-	-
	Total Expenditures	\$ 1,311,691	\$ 161,521	\$ 250,500	\$ 204,800
	Surplus/Shortfall	\$ (672,763)	\$ 502,711	\$ 373,550	\$ 445,800
	Estimated Available Reserves				\$ 2,300,820

**City of Canyon Lake
Budget Summary
Fiscal Year 2026-27**

Public Works - Streets Function - Department		Measure A - Fund 21 Fund - Code			
Object Acct #		Actual 2023-24	Actual 2024-25	Budget 2025-26	Proposed 2026-27
PROGRAM REVENUES					
4550	Measure A Fees	\$ 284,590	\$ 281,427	\$ 285,000	\$ 290,000
4790	Miscellaneous Income	-	-		
4900	Interest Income	46,164	56,826	22,000	20,000
	Program Revenue Total	\$ 330,754	\$ 338,253	\$ 307,000	\$ 310,000
PERSONNEL COSTS					
	None	\$ -	\$ -	\$ -	\$ -
OPERATIONS & MAINTENANCE COSTS					
6955	Interest Expense	\$ -	\$ -	\$ -	\$ -
6960	Principal Expense (RCTC advance)	-	-	-	-
6610	Professional Services	-	-	-	-
	O & M Total:	\$ -	\$ -	\$ -	\$ -
CAPITAL COSTS					
8108	RR Canyon Rd Safety Improvements	\$ 210	\$ 44,185	\$ 76,150	
8109	RR Canyon Rd Painting Improvements	362,500	-	-	-
	Capital Total:	\$ 362,710	\$ 44,185	\$ 76,150	\$ -
<u>DIVISION SUMMARY</u>					
	Total Revenue	\$ 330,754	\$ 338,253	\$ 307,000	\$ 310,000
	Personnel	\$ -	\$ -	\$ -	\$ -
	Operations & Maintenance	-	-	-	-
	Capital	362,710	44,185	76,150	-
	Total Expenditures	\$ 362,710	\$ 44,185	\$ 76,150	\$ -
	Surplus/Shortfall	\$ (31,956)	\$ 294,068	\$ 230,850	\$ 310,000
	Estimated Available Reserves				\$ 2,241,394

City of Canyon Lake
Budget Summary
Fiscal Year 2026-27

General Government Function - Department		AQMD - Fund 25 Fund - Code			
Object Acct #		Actual 2023-24	Actual 2024-25	Budget 2025-26	Proposed 2026-27
	PROGRAM REVENUES				
4580	SCAQMD Fees	\$ 14,775	\$ 14,222	\$ 14,800	\$ 14,900
4900	Interest Income	2,071	2,809	1,100	1,400
	Program Revenue Total	\$ 16,846	\$ 17,031	\$ 15,900	\$ 16,300
	PERSONNEL COSTS				
	None	\$ -	\$ -	\$ -	\$ -
	OPERATIONS & MAINTENANCE COSTS				
	Public Works				
	None	\$ -	\$ -	\$ -	\$ -
	O & M Total:	\$ -	\$ -	\$ -	\$ -
	CAPITAL COSTS				
8000	Capital Outlay	\$ -	\$ -	\$ -	\$ -
	Vehicle	-	-	-	-
	Capital Total:	\$ -	\$ -	\$ -	\$ -
	<u>DIVISION SUMMARY</u>				
	Total Revenue	\$ 16,846	\$ 17,031	\$ 15,900	\$ 16,300
	Personnel	\$ -	\$ -	\$ -	\$ -
	Operations & Maintenance	-	-	-	-
	Capital	-	-	-	-
	Total Expenditures	\$ -	\$ -	\$ -	\$ -
	Surplus/Shortfall	\$ 16,846	\$ 17,031	\$ 15,900	\$ 16,300
	Estimated Available Reserves				\$ 119,236

**City of Canyon Lake
Budget Summary
Fiscal Year 2026-27**

Public Safety - Police Function - Department		Law Enforcement Grants - Fund 26 Fund - Code			
Object Acct #		Actual 2023-24	Actual 2024-25	Budget 2025-26	Proposed 2026-27
PROGRAM REVENUES					
4575	CAL COPS Revenue	\$ 186,159	\$ 194,663	\$ 202,500	\$ 210,000
4900	Interest Income	-	-	-	-
	Program Revenue Total	\$ 186,159	\$ 194,663	\$ 202,500	\$ 210,000
PERSONNEL COSTS					
414	PERSONNEL COSTS				
6010	Salaries and Wages	\$ -	\$ -	\$ -	\$ -
6080	Benefits	-	-	-	-
	Personnel Total:	\$ -	\$ -	\$ -	\$ -
OPERATIONS & MAINTENANCE COSTS					
414	OPERATIONS & MAINTENANCE COSTS				
6610	Professional/Specialized Services	\$ 160,000	\$ 224,000	\$ 204,000	\$ 210,000
	O & M Total:	\$ 160,000	\$ 224,000	\$ 204,000	\$ 210,000
CAPITAL COSTS					
8000	Capital Outlay	\$ -	\$ -	\$ -	\$ -
	Capital Total:	\$ -	\$ -	\$ -	\$ -
<u>DIVISION SUMMARY</u>					
	Total Revenue	\$ 186,159	\$ 194,663	\$ 202,500	\$ 210,000
	Personnel	\$ -	\$ -	\$ -	\$ -
	Operations & Maintenance	160,000	224,000	204,000	210,000
	Capital	-	-	-	-
	Total Expenditures	\$ 160,000	\$ 224,000	\$ 204,000	\$ 210,000
	Surplus/Shortfall	\$ 26,159	\$ (29,337)	\$ (1,500)	\$ -
	Estimated Available Reserves				\$ 3,835

**City of Canyon Lake
Budget Summary
Fiscal Year 2026-27**

General Government Function - Department		Miscellaneous Grants - Fund 27 Fund - Code			
Object Acct #		Actual 2023-24	Actual 2024-25	Budget 2025-26	Proposed 2026-27
	PROGRAM REVENUES				
4599	American Rescue Plan	\$ 1,560,984	\$ 154,731	\$ -	\$ -
	Program Revenue Total	\$ 1,560,984	\$ 154,731	\$ -	\$ -
	OPERATIONS & MAINTENANCE COSTS				
Var	Amounts Listed Below	\$ 1,344,394	\$ 140,574	\$ -	\$ -
	O & M Total:	\$ 1,344,394	\$ 140,574	\$ -	\$ -
	CAPITAL COSTS				
Var	Amounts Listed Below	\$ 216,590	\$ 29,975	\$ -	\$ -
	Total:	\$ 216,590	\$ 29,975	\$ -	\$ -
	Total Revenue	\$ 1,560,984	\$ 154,731	\$ -	\$ -
	Personnel	\$ -	\$ -	\$ -	\$ -
	Operations & Maintenance	1,344,394	140,574	-	-
	Capital	216,590	29,975	-	-
	Total Expenditures	\$ 1,560,984	\$ 170,549	\$ -	\$ -
	Surplus/Shortfall	\$ -	\$ (15,818)	\$ -	\$ -
	Estimated Available Reserves				\$ -

American Rescue Plan Act			
Acct #		FY 2024-25	Total
7000	City Hall Renovation	\$ 15,818	\$ -
7001	Fire Station Upgrades/Equipment	9,209	-
7002	Repairs - 31542 Railroad Canyon Road	-	-
7006	New Code Enforcement Vehicle	-	-
7010	Community E-Gift Card Program	900	-
7012	Junior Lifeguard Program Bus Rental	-	-
7016	Law Enforcement Services Riverside County Sheriff	139,674	-
7020	Small Business Support	-	-
7021	Fire Chief Bonus	-	-
7022	Fire Station Architectural Design	4,948	-
	Total ARPA Expenditures	\$ 170,549	\$ -

**City of Canyon Lake
Budget Summary
Fiscal Year 2026-27**

Capital Projects Function - Department		Capital Projects - Fund 40 Fund - Code			
Object Acct #		Actual 2023-24	Actual 2024-25	Budget 2025-26	Proposed 2026-27
PROGRAM REVENUES					
4590	Grant Revenues HSIP	\$ -	\$ -	\$ 1,207,980	\$ -
4585	CDBG Grant	-	-	21,826	-
5901	Transfer from General Fund	1,284,692	-	-	-
	Program Revenue Total	\$ 1,284,692	\$ -	\$ 1,229,806	\$ -
CAPITAL COSTS					
8000	Capital Outlay	\$ -	\$ 31,345	\$ -	\$ -
8108	RR Canyon Rd Safety (HSIP)	-	2,065	1,207,980	-
8023	ADA Project	-	-	21,826	-
8006	City Hall Expansion	-	1,307,637	-	-
8031	City Hall Generator	-	75,000	-	-
8017	Fire and Life Saving Equipment	-	-	139,000	-
	Capital Costs Total:	\$ -	\$ 1,416,047	\$ 1,368,806	\$ -
<u>DIVISION SUMMARY</u>					
	Total Revenue	\$ 1,284,692	\$ -	\$ 1,229,806	\$ -
	Personnel	\$ -	\$ -	\$ -	\$ -
	Operations & Maintenance	-	-	-	-
	Capital	-	1,416,047	1,368,806	-
	Total Expenditures	\$ -	\$ 1,416,047	\$ 1,368,806	\$ -
	Surplus/Shortfall	\$ 1,284,692	\$ (1,416,047)	\$ (139,000)	\$ -
	Estimated Available Reserves				\$ 65,262

**City of Canyon Lake
Budget Summary
Fiscal Year 2026-27**

**Enterprise Fund - Rental
Function - 31542 Railroad Canyon Road**

**Rental - Fund 60
Dept - Code 560**

Object Acct #	Actual 2023-24	Actual 2024-25	Budget 2025-26	Proposed 2026-27
REVENUES				
4698 Rental Income	\$ 84,003	\$ 104,387	\$ 108,315	\$ 115,000
Revenue Total	\$ 84,003	\$ 104,387	\$ 108,315	\$ 115,000
OPERATING EXPENDITURES				
6210 Office Expense & Supplies	\$ 195	\$ 526	\$ 250	\$ 250
6320 Utilities	12,941	16,565	14,000	12,000
6325 Repairs & Maintenance	330	7,432	20,000	10,000
6326 Assessments	-	29,586	11,400	12,000
6328 Property Taxes	7,751	-	3,100	-
6610 Professional & Specialized Services	1,084	6,763	2,000	2,000
6856 Facility Maintenance	-	-	-	2,000
6900 Interest Expense	18,419	16,374	14,761	14,240
6910 Principal Expense	-	-	13,059	13,580
7002 Repairs 31542 RR Canyon RD	35,100	-	-	-
General Fund Administrative Reimb	-	-	-	46,000
Expenditure Total:	\$ 75,820	\$ 77,246	\$ 78,570	\$ 112,070
CAPITAL COSTS				
8014 Building Improvements	-	57,000	-	-
	\$ -	\$ 57,000	\$ -	\$ -
<u>DIVISION SUMMARY</u>				
Total Revenue	\$ 84,003	\$ 104,387	\$ 108,315	\$ 115,000
Personnel	\$ -	\$ -	\$ -	\$ -
Operations & Maintenance	75,820	77,246	78,570	112,070
Capital	-	57,000	-	-
Total Expenditures	\$ 75,820	\$ 134,246	\$ 78,570	\$ 112,070
Surplus/Shortfall	\$ 8,183	\$ (29,859)	\$ 29,745	\$ 2,930
Estimated Available Reserves				\$ 342,976

**City of Canyon Lake
Budget Summary
Fiscal Year 2026-27**

**Enterprise Fund - Rental
Function - 31600 Railroad Canyon Road**

**Rental - Fund 60
Dept - Code 580**

Object Acct #	Actual 2023-24	Actual 2024-25	Budget 2025-26	Proposed 2026-27
REVENUES				
4698 Rental Income	\$ -	\$ 12,436	\$ 102,000	\$ 102,000
Revenue Total	\$ -	\$ 12,436	\$ 102,000	\$ 102,000
OPERATING EXPENDITURES				
6210 Office Expense & Supplies	\$ -	\$ -	\$ 500	\$ 200
6320 Utilities	-	368	6,000	4,000
6325 Repairs & Maintenance	-	7,889	7,000	6,000
6328 Property Taxes	-	1,767	-	-
6326 Assessments	-	7,514	5,700	12,000
6900 Interest Expense	-	11,074	56,487	55,450
6910 Principal Expense	-	-	25,987	27,030
General Fund Administrative Reimb	-	-	-	6,000
Expenditure Total:	\$ -	\$ 28,612	\$ 101,674	\$ 110,680
CAPITAL COSTS				
Building Improvements	\$ -	\$ -	\$ -	\$ -
<u>DIVISION SUMMARY</u>				
Total Revenue	\$ -	\$ 12,436	\$ 102,000	\$ 102,000
Personnel	\$ -	\$ -	\$ -	\$ -
Operations & Maintenance	-	28,612	101,674	110,680
Capital	-	-	-	-
Total Expenditures	\$ -	\$ 28,612	\$ 101,674	\$ 110,680
Surplus/Shortfall	\$ -	\$ (16,176)	\$ 326	\$ (8,680)
Estimated Available Reserves				\$ -

City of Canyon Lake
Budget Summary
Fiscal Year 2026-27

General Government		Rental - Fund 60			
Function - Advertising Sign		Dept - Code 585			
Object Acct #	Actual 2023-24	Actual 2024-25	Budget 2025-26	Proposed 2026-27	
REVENUES					
4698	Rental Income	\$ -	\$ -	\$ 44,000	\$ 60,000
OPERATIONS & MAINTENANCE COSTS					
6320	Utilities	\$ -	\$ -	\$ 4,800	\$ 10,000
6325	Repairs & Maintenance	-	-	80,000	6,000
6530	Software	-	-	-	5,000
	General Fund Administrative Reimb	-	-	-	33,000
	O & M Total:	\$ -	\$ -	\$ 84,800	\$ 54,000
TRANSFERS IN (OUT)					
9000	Transfers In (Out)	\$ -	\$ -	\$ 100,000	\$ -
<u>DIVISION SUMMARY</u>					
	Rental Income	\$ -	\$ -	\$ 44,000	\$ 60,000
	Operations & Maintenance	-	-	(84,800)	(54,000)
	Transfers In (Out)	-	-	100,000	-
		\$ -	\$ -	\$ 59,200	\$ 6,000