

Airport Commission Regular Meeting

November 8, 2023 | 6:30 p.m.

Airport Terminal Conference Room
2380 S. Stinson Way, Chandler, AZ
or Webex 1-415-655-0001
code 2664 681 7549 password XJykTBNH229



Commission Members

Christopher Hawley
Cecil Orozco
Chad Wakefield
Charles McCorkle
Mark Riesterer
Mark Mount
Robert Ehlbeck

Pursuant to Resolution No. 4464 of the City of Chandler and to A.R.S. § 38-431.02, notice is hereby given to the members of the Airport Commission and to the general public that the Airport Commission will hold a REGULAR MEETING open to the public on Wednesday, November 8, 2023, at 6:30 p.m., at Airport Terminal Conference Room, 2380 S. Stinson Way, Chandler, AZ. One or more Commissioners may be attending by telephone.

Persons with disabilities may request a reasonable modification or communication aids and services by contacting the City Clerk's office at (480) 782-2181(711 via AZRS). Please make requests in advance as it affords the City time to accommodate the request.

Agendas are available in the Office of the City Clerk, 175 S. Arizona Avenue.

Airport Commission

Regular Meeting Agenda - November 8, 2023

Call to Order/Roll Call

Scheduled/Unscheduled Public Appearances

Members of the audience may address any item not on the agenda. State Statute prohibits the Board or Commission from discussing an item that is not on the agenda, but the Board or Commission does listen to your concerns and has staff follow up on any questions you raise.

Consent Agenda

Items listed on the Consent Agenda may be enacted by one motion and one vote. If a discussion is required by members of the Board or Commission, the item will be removed from the Consent Agenda for discussion and determination will be made if the item will be considered separately.

1. **September 2023 Regular Meeting Minutes.**
Move to approve the Regular Meeting Minutes of September 13, 2023.

Action Agenda

2. CY-2024 Meeting Schedule

Briefing

3. Business Strategic Plan Update by Jeff Kohlmann
4. Monthly Operations Report
5. Monthly Noise Report
6. Monthly Origins and Destinations Report
7. Monthly Construction Report

Information Items

8. Airport Manager's Report

Member Comments/Announcements

Calendar

9. Next Airport Commission Meeting will be on December 13, 2023.

Adjourn



Airport Commission Airport Memo No.

Date: 11/08/2023
To: Airport Commission
From: Diana Alonzo, Management Assistant
Subject: **September 2023 Regular Meeting Minutes.**
Move to approve the Regular Meeting Minutes of September 13, 2023.

Attachments

September Minutes

Meeting Minutes

Airport Commission

Regular Meeting

September 13, 2023, | 6:30 p.m.
Chandler Airport Terminal
2380 S. Stinson Way, Chandler, AZ



Call to Order

The meeting was called to order by Chairman Hawley at 6:30 p.m.

Roll Call

Commission Attendance

Chairman Christopher Hawley
Vice Chairman Charles McCorkle
Commissioner Cecil Orozco
Commissioner Mark Mount
Commissioner Mark Riesterer
Commissioner Robert Ehlbeck

Staff Attendance

Ryan Reeves, Airport Manager
Chris Andres, Airport Planning Program Mngr.
Scott Rinkenberger, Airport Ops Manager
Diana Alonzo, Management Assistant

Absent

Commissioner Wakefield

Others in Attendance

Scheduled and Unscheduled Public Appearances

CHAIRMAN HAWLEY asked if there were any members of the public that would like to address the committee on any items not on the agenda.
None.

Approval of Minutes and Discussion

Move Airport Commission to approve the Regular Meeting Minutes of Wednesday, July 12, 2023.

1. July 2023 Regular Meeting Minutes
Move to approve the Regular Meeting Minutes of July 12, 2023

Consent Agenda Motion and Vote

It was moved by COMMISSIONER MOUNT and seconded by COMMISSIONER EHLBECK to approve the Regular Meeting Minutes of the September 13, 2023.

Motion carried unanimously (6-0).

Briefing

2. Monthly Operations Report

MR. REEVES presented the Monthly Operations Report for July and August 2023.

COMMISSIONER OROZCO asked if there was any record of how much fuel transient aircraft purchased.

MR. REEVES responded that he could guess, but he can only provide a detailed report on how much fuel is purchased through the city fuel pump. The FBO also sells fuel, but they disclose total sales only. MR. REEVES is also tracking fuel sales that are happening in airports around the valley to compare the sales for CHD. The notion is to take the operational count month to month and compare it to fuel uploads and find the correlation.

VICE CHAIRMAN MCCORKLE asked if sun position on the horizon is the reason behind runway switched and what is the cutoff for switching runways.

MR. REEVES responded that during the winter, operations will sometimes adjust to shift pilots' line of sight on final approach away from the sun. If Chandler Air Service is flying their Cubs, operations will stay on Runways 22. 5 knots is the approximate cutoff, whereupon operations will shift to Runways 4.

VICE CHAIRMAN MCCORKLE asked what percentage of 91 is flight training and what percentage of 91 is corporate or charter.

MR. REEVES responded that it is easy for staff to determine because they have ADSB software tracking all flights. It is exciting to show how much is based flight training versus transient flight training. As well as based 135 operations and further breakdown of all manner of part 191 operations.

VICE CHAIRMAN MCCORKLE asked if it was easy to do a deep dive or if it was extra work.

MR. REEVES responded that it takes a significant amount of staff time.

3. Monthly Noise Report

MR. RINKENBERGER gave an overview of the monthly noise report for July and August 2023.

In July 2023, one (1) household made one (1) report regarding aircraft activity. This household was a new complaint.

In August 2023, five (5) households made five (5) reports regarding aircraft activity. Three (3) reports were for aircraft noise. One (1) household made one (1) report was for low-flying aircraft. One (1) household reported concerns over aircraft traffic activity. Two (2) households were repeat complaints.

CHAIRMAN HAWLEY asked if the Scottsdale FSDO number is generally given out or if it was given out because the complainant was asking for it.

MR. RINKENBERGER responded that he explains which governmental agency has jurisdiction over aircraft flight, and residents sometime ask to speak to them. This is when the number is given out to residents.

CHAIRMAN HAWLEY stated that he does not want to become a nuisance to the FSDO.

MR. RINKENBERGER stated that he leaves it as an option to the complainant.

MR. REEVES stated that the FAA has a noise compliance division, and they are accustomed on airport referrals. Staff views it as a partnership the local airport sponsor and the Federal Aviation Administration. The air being federally adjudicated, staff does have to occasionally refer resident to the FAA, but the only time staff does this is when significant staff time has been spent with the person making a complaint. Staff does give the pilots a courtesy call to let them know that a complaint has been made and they have requested to speak to the FAA.

4. Monthly Origins and Destinations Report

MR. REEVES gave a report for July 2023 for "Top 20" filed IFR flight plans for commercial operators into and from the Chandler Municipal Airport. There were 208 flights for the month of July 2023. There was one (1) repositioning flights from CHD representing 616 gallons of fuel burn enroute. Total flights to and from CHD represent 33,928 gallons of fuel burn.

MR. REEVES gave a report for August 2023 for "Top 20" filed IFR flight plans for commercial operators into and from the Chandler Municipal Airport. There were 185 flights for the month of August 2023. There was one (1) repositioning flights from CHD representing 2,599 gallons of fuel burn enroute. Total flights to and from CHD represent 30,560 gallons of fuel burn.

5. Monthly Construction Report

MR. ANDRES gave an overview of the Construction Report.

Capital Projects- Design Phase:

Airport Operations Garage: This is a city funded project at \$1 million. The programming and conceptual layout is underway. The consultant is developing an estimate of the construction costs.

Airport Fuel Tank Relocation: This is a city funded project at \$610,000. The design for a new above ground tank is underway.

Automated Weather Observation System (AWOS) Replacement: The FAA is funding the equipment replacement for \$200,000. The FAA environmental clearance has been received. The project is to go out for bid in late 2023 or early 2024.

Runway End Identifier Light (REIL) Installation Runway 4L-22R- (North Runway)- This is FAA funded for equipment replacement for \$110,000. Environmental clearance is underway.

Runway 4R-22L Rehabilitation (South Runway)- Awaiting FAA grant for \$350,000 for design. FAA environmental clearance has been received. Currently finalizing the construction environmental documentation.

Taxiway B Improvements- Phase 1- ADOT grant for \$2,035,000 has been approved. The design scope and fee proposal has been received and are under review.

Capital Projects- Construction Phase:

The Wildlife Hazard Perimeter Fence: This is 100% ADOT funding at \$1,107,500. The contract with Diamond Ridge Development Corporation is for \$796,813 has been approved. The design consultant is reviewing shop drawings.

Maintenance Projects:

Ramp/Apron Painting: Staff is planning on repainting the transient parking with lead-in lines.

Terminal: The terminal is receiving general beautification and touch ups.

VICE CHAIRMAN MCCORKLE asked what type of protection the above ground fuel tank would have for fuel spill.

MR. ANDRES responded that the tank would have the secondary lining, whereas the older tanks did not have that layer. It will also have a basin around it.

VICE CHAIRMAN MCCORKLE asked if there will be a trap underneath.

MR. ANDRES responded that it will have spill containment. In the event that the tank leaks, there is the double wall tank itself, a catch basin, a water oil separator, providing at least 3 layers of protection.

MR. REEVES stated that the concrete is not porous, and if the tank fails, there are spill channels as well as the water/oil separator.

VICE CHAIRMAN MCCORKLE asked if this will be inside the fence and if the concrete pillars will be on both sides.

MR. REEVES responded that it will be on 3 sides protected by cinder block.

COMMISSIONER OROZCO asked to clarify if 3 sides will be cinder block walls.

MR. REEVES responded yes; this is to shield the tank from the street's view.

VICE CHAIRMAN MCCORKLE asked what is there to be considered regarding environmental for the REIL and what are they looking for impact.

MR. ANDRES responded that the current presidential administration was very active in additional regulations and standards.

VICE CHAIRMAN MCCORKLE asked if the city is paying to get it done.

MR. ANDRES responded that it is being funded under the BIL Grant. The scope was set under the prior administration and the prior conditions are no longer the same conditions. It is currently not being funded, but they are working with the consultants.

VICE CHAIRMAN MCCORKLE asked who is in charge of the environmental aspect, the EPA or FAA.

MR. ANDRES responded that it is the current administration through executive order. It will go through the FAA.

MR. REEVES stated that this a topic of discussion at every airport.

Information Items

7. Manager's Report

MR. REEVES shared that staff has been working diligently on Airport Day. The event will take place on January 20, 2024, from 8 am to 2 pm. There are many people that would like to display their aircraft. If anyone is interested in displaying their aircraft, there will be an application process.

MR. REEVES shared a video that was posted on social media to promote the airport. Staff has received a lot of positive comments. Staff is continuing to promote and give the "I am the City" tours for city employees. Tours are also being scheduled for public and private schools.

MS. ALONZO shared that airport tours have become increasingly popular, making it difficult to find space in the calendar.

MR. REEVES shared the safety driving video that MR. RINKENBERGER filmed with the help of the city's film department. Eventually, every tenant will see this video.

MR. REEVES also stated that they are making strides with the Strategic Business Plan. There will be a meeting scheduled soon for the Business Strategic Steering Committee. CHAIRMAN HAWLEY will be part of the committee.

COMMISSIONER OROZCO asked if the fuel sale totals on the agenda are for the city totals only.

MR. REEVES responded that is correct. The sales reflect the city's self-service fuel station. The fuel pump began operating on January 20th of this year. Pilots are buying more gas per sale. The sales have rebounded.

CHAIRMAN HAWLEY asked when the lighting struck the fuel service station.

MR. REEVES responded that it happened in August of 2020. Sales only happened from February through June for fiscal year 2023

CHAIRMAN HAWLEY asked how many gallons the tank hold can.

MR. REEVES responded that it could hold 12,000.

CHAIRMAN HAWLEY asked what the average refill timeframe is.

MR. REEVES responded that the average uplift is 118.91 gallons per day.

CHAIRMAN HAWLEY asked if that averages about every 2.5 months needing a refill.

MR. REEVES responded that they order between 8,000 and 8,500 gallons of fuel per order.

CHAIRMAN HAWLEY asked if the price of the fuel is changed after every order is delivered.

MR. REEVES responded that it depends, but staff monitors pricing trends in the area and buy loads competitively.

MR. REEVES gave an update on the Gate One hangar lease. The FBO, owner and operator has reported that within 30 days they will have final engineering drawings for final review. They anticipate that they will meet their deadline of October 2024.

COMMISSIONER OROZCO asked if the city is the retailer for the self-serve fuel tank and if the profit being made goes back into the airport.

MR. REEVES responded that was correct.

COMMISSIONER OROZCO asked what percentage comes back to the city from the fuel that is pumped from the vendor.

MR. REEVES responded that in the fee schedule for the city, there are two different flow fees. If the FBO sells fuel to an aircraft, the city receives 10 cents per gallon as a flow fee. If they are fueling to their own aircraft (self-fueling) the city receives 12 cents per gallon. The FBO pays the airport a monthly payment based upon their fuel reporting.

CHAIRMAN HAWLEY asked if that included jet fuel.

MR. REEVES responded yes.

COMMISSIONER OROZCO asked MR. REEVES if he knew what their jet fuel delivery is for comparative.

MR. REEVES responded yes; staff tracks it monthly.

CHAIRMAN HAELEY asked if the city has considered selling jet fuel.

MR. REEVES responded that they have considered it. There are reservations in doing so because the infrastructure cost of building the fueling infrastructure and maintaining jet fuel is high

MR. REEVES also shared that he, MR. RINKENBERGER, and MR. ANDRES will attend the 2023 annual Arizona Airports Association's "Walter Burg" Fall Conference on October 4th and 5th. MR. REEVES also shared that he and MR. RINKENBERGER will attend the NBAA-BACE conference in Las Vegas as well.

MR. REEVES shared the total from September 1, 2022, through August 31, 2023, for all of the different types of aircraft operations on the field.

Summary					
Landings		Take-Offs		Totals	
Single Engine	83323	Single Engine	84024	Single Engine	167347
Single Engine Turbine	248	Single Engine Turbine	254	Single Engine Turbine	502
Multi Engine	1922	Multi Engine	1965	Multi Engine	3887
Multi Engine Turbine	751	Multi Engine Turbine	788	Multi Engine Turbine	1539
Business Jet	762	Business Jet	797	Business Jet	1559
Jet 2	1	Jet 2	1	Jet 2	2
Helicopter	16790	Helicopter	17925	Helicopter	34715
Military	14	Military	16	Military	30
Military Helicopter	9	Military Helicopter	5	Military Helicopter	14
Light Sport Aircraft	19	Light Sport Aircraft	18	Light Sport Aircraft	37
Other	13	Other	10	Other	23
TOTAL	103852	TOTAL	105803	TOTAL	209655

MR. REEVES also acknowledged the difficult time the staff of Falcon Field is going through after experiencing a high level of destruction during the storm.

COMMISSIONER RIESTERER asked who accepts the fuel loads.

MR. REEVES responded that he receives the fuel loads as well as MR. RINKENBERGER and the three staff members in Operations. They have all been trained by MR. REEVES himself.

COMMISSIONER RIESTERER asked what staff does with the leftover fuel that is taken for fuel samples.

MR. REEVES responded that the samples are taken to the two 55-gallon containers at the old heliport for secondary containment. The fuel is discarded through proper disposal providers. The new fuel tank will be fitted out with a sump saver device.

COMMISSIONER RIESTERER asked who is responsible for the tank and to check if there is water or anything else.

MR. REEVES responded that the same people that receive the fuel are responsible for monitoring the tank and it is checked daily.

COMMISSIONER RIESTERER asked is the new AWOS system will have microburst sensors for wind sheer like the ones that Sky Harbor has.

MR. REEVES responded that they do not have microburst sensors, however, their AWOS will report a significant change in weather. If those conditions exist, staff will receive notifications. Staff would then mobilize to check that the Airport is secured.

Member Comments/Announcements

COMMISSIONER OROZCO shared that their EAA Chapter Chandler 1445 will be hosting an Open House this Saturday from 8:00 am – 12:00 pm. This is for the non-aviation public to have an opportunity to learn about the EAA, learning to fly and building a plane.

VICE CHAIRMAN MCCORKLE shared that he has been talking to pilots about the future of CHD, the projection for hangars, t-shades and tiedowns. He would like to include how many people are waiting for a parking spot. He would also like to discuss the future for the southside of the airport.

Calendar

The next regular Airport Commission meeting will be held on Wednesday, October 11, 2023, at 6:30 p.m., in the Chandler Airport Terminal, 2380 S. Stinson Way.

Adjourn

The meeting was adjourned at 7:51 p.m.

Ryan Reeves, Secretary

Christopher Hawley, Chairman



Airport Commission Airport Memo No.

Date: 11/08/2023
To: Airport Commission
From: Diana Alonzo, Management Assistant
Subject: CY-2024 Meeting Schedule

Attachments

CY-2024



MEMORANDUM

Airport Agenda Item 2

Date: November 8, 2023

To: Chandler Airport Commission

From: Ryan Reeves, Airport Manager

Subject: Agenda Item 2 - CY2024 CHANDLER AIRPORT COMMISSION REGULAR MEETING SCHEDULE

RECOMMENDATION: Staff recommends the Chandler Airport Commission ("Commission") approve a Calendar Year (CY) 2024 Regular Meeting Schedule as presented.

BACKGROUND/DISCUSSION: Per the Bylaws, the Commission meets monthly on the second Wednesday and is scheduled for 12 regular meetings per calendar year. Traditionally, the Commission does not meet for one meeting in either July or August. Per the Bylaws, the Chair can cancel a regular meeting if there are no action agenda items to be heard no later than seven (7) days prior to the scheduled meeting date.

Each year the City Clerk requests the Commission's regular meeting schedule for the upcoming calendar year. Therefore, staff recommends formal approval of the following regular meeting dates for CY2024:

- January 10, 2024
- February 14, 2024
- March 13, 2024
- April 10, 2024
- May 8, 2024
- June 12, 2024
- July 10, 2024
- August 14, 2024
- September 11, 2024
- October 9, 2024
- November 13, 2024
- December 11, 2024

PROPOSED MOTION: Move to approve the Calendar Year (CY) 2024 Chandler Airport Commission Regular Meeting Schedule as presented.

Mailing Address

Mail Stop 802
P.O. Box 4008
Chandler, AZ 85244-4008

Chandler Municipal Airport

480-782-3540
480-782-3541 Fax
chandlerairport.com

Location

2380 S. Stinson Way
Chandler, AZ 85286



Airport Commission Airport Memo No.

Date: 11/08/2023
To: Airport Commission
From: Diana Alonzo, Management Assistant
Subject: Business Strategic Plan Update by Jeff Kohlmann



Airport Commission Airport Memo No.

Date: 11/08/2023
To: Airport Commission
From: Diana Alonzo, Management Assistant
Subject: Monthly Operations Report

Attachments

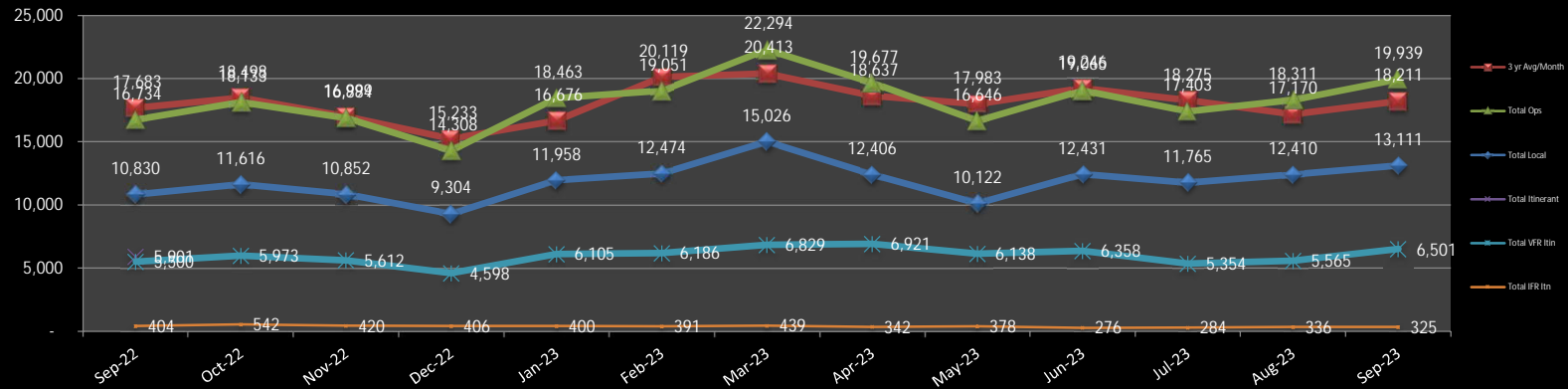
September Operations
October Operations



Airport Operations Report SEPTEMBER 2023

Meeting Date:
November 8, 2023

CHD Operations Count for Last 13 Months



	Sep-22	Oct-22	Nov-22	Dec-22	Jan-23	Feb-23	Mar-23	Apr-23	May-23	Jun-23	Jul-23	Aug-23	Sep-23
3 yr Avg/Month	17,683	18,498	16,999	15,233	16,676	20,119	20,413	18,637	17,983	19,246	18,275	17,170	18,211
Total Ops	16,734	18,133	16,884	14,308	18,463	19,051	22,294	19,677	16,646	19,065	17,403	18,311	19,939
Total Local	10,830	11,616	10,852	9,304	11,958	12,474	15,026	12,406	10,122	12,431	11,765	12,410	13,111
Total Itinerant	5,904	6,515	6,032	5,004	6,505	6,577	7,268	7,263	6,516	6,634	5,901	5,638	6,826
Total VFR ltn	5,500	5,973	5,612	4,598	6,105	6,186	6,829	6,921	6,138	6,358	5,354	5,565	6,501
Total IFR ltn	404	542	420	406	400	391	439	342	378	276	284	336	325

Total Operations between	October-22	and	September-23	221,227
Total Operations between	October-21	and	September-22	209,515

National 12 Month Ranking				Aug-23			Sep-23		
Airport	Airport Code	US Ranking	GA Ranking	Airport Code	US Ranking	GA Ranking	Airport Code	US Ranking	GA Ranking
Falcon Field	FFZ	18	1	FFZ	20	2	FFZ	20	2
Deer Valley	DVT	22	4	DVT	22	4	DVT	22	4
PhxMesa Gateway	IWA	44	14	IWA	45	14	IWA	45	14
Chandler	CHD	51	17	CHD	50	17	CHD	50	17
Goodyear	GYR	52	18	GYR	55	19	GYR	55	19
Scottsdale	SDL	75	35	SDL	77	37	SDL	77	37
Glendale	GEU	152	94	GEU	149	94	GEU	149	94

National 12 month ranking as of AUGUST 2023: 51 (18 GA)

National 12 month ranking as of AUGUST 2022: 50 (18 GA)

National 12 month ranking as of SEPTEMBER 2023: 50 (17 GA)

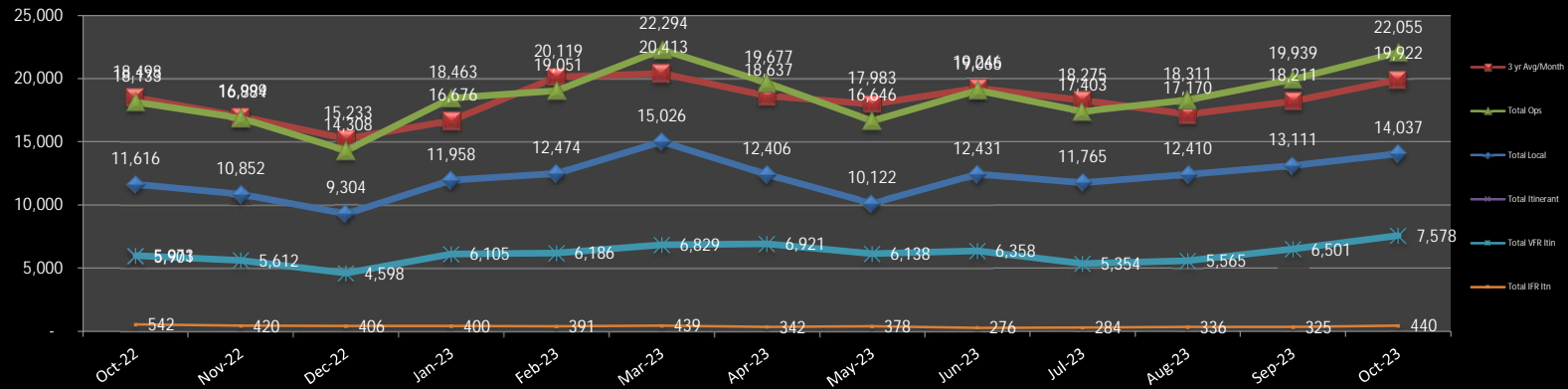
National 12 month ranking as of SEPTEMBER 2022: 50 (18 GA)



Airport Operations Report OCTOBER 2023

Meeting Date:
November 8, 2023

CHD Operations Count for Last 13 Months



	Oct-22	Nov-22	Dec-22	Jan-23	Feb-23	Mar-23	Apr-23	May-23	Jun-23	Jul-23	Aug-23	Sep-23	Oct-23
3 yr Avg/Month	18,498	16,999	15,233	16,676	20,119	20,413	18,637	17,983	19,246	18,275	17,170	18,211	19,922
Total Ops	18,133	16,884	14,308	18,463	19,051	22,294	19,677	16,646	19,065	17,403	18,311	19,939	22,055
Total Local	11,616	10,852	9,304	11,958	12,474	15,026	12,406	10,122	12,431	11,765	12,410	13,111	14,037
Total Itinerant	6,515	6,032	5,004	6,505	6,577	7,268	7,263	6,516	6,634	5,638	5,901	6,826	8,018
Total VFR ltn	5,973	5,612	4,598	6,105	6,186	6,829	6,921	6,138	6,358	5,354	5,565	6,501	7,578
Total IFR ltn	542	420	406	400	391	439	342	378	276	284	336	325	440

Total Operations between November-22 and October-23 **225,149**
Total Operations between November-21 and October-22 **208,064**



Airport Commission Airport Memo No.

Date: 11/08/2023
To: Airport Commission
From: Diana Alonzo, Management Assistant
Subject: Monthly Noise Report

Attachments

September Noise Report
October Noise Report

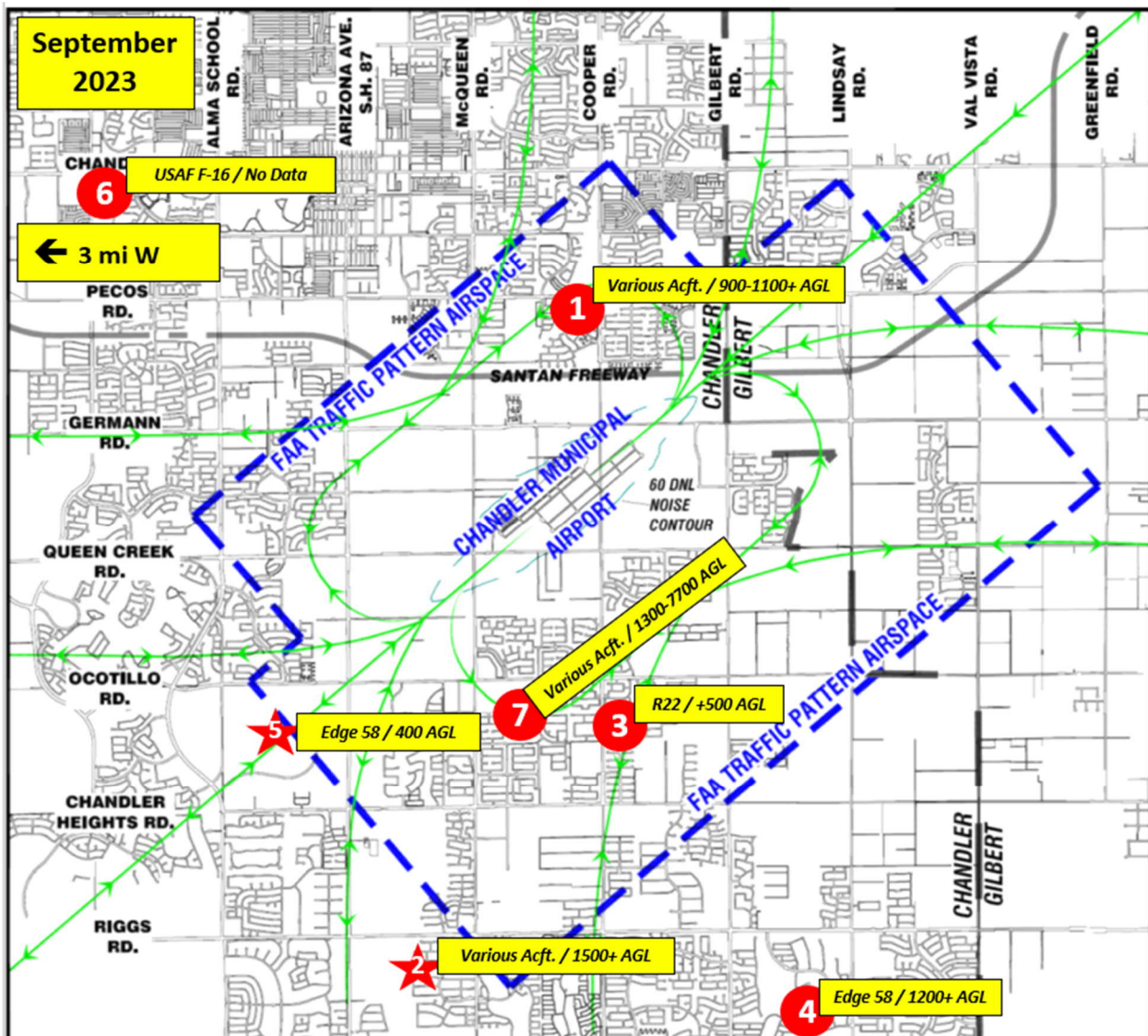


Chandler Municipal Airport Noise Report

Meeting Date:
November 8, 2023

AIRCRAFT TYPE		CALL LOCATION		September 2023		September 2022	
				Households	Contacts	Households	Contacts
Propeller	8	Chandler	12	Noise	2	0	0
Helicopter	3	Gilbert	0	Low Flying	1	1	1
Jet	1	Sun Lakes	0	Traffic	3	1	1
Other	0	Other	0	Other	1	0	0

In September 2023, seven (7) households made twelve (12) reports regarding aircraft activity. Two (2) households made five (5) noise complaints. One (1) household made one (1) report of low-flying aircraft. Three (3) households made five (5) reports of concerns over aircraft traffic activity. One (1) households made (1) report of other aircraft activity. Two (2) of the seven (7) households were new complainants.



● Previous Caller

★ New Caller



Chandler Municipal Airport Noise Report

**Meeting Date:
September 13, 2023**

- First complainant made two reports regarding increased aircraft traffic over his neighborhood. The residence is north of the airport under the downwind leg of the traffic pattern for the north runway. Flight tracking data revealed that all aircraft were at or above regulatory altitudes. Also provided was a copy of the airport's traffic pattern diagram.
- Second complainant inquired about airplane noise and requested copies of noise testing of aircraft based at CHD. Provided was information on FAA Part 36 information regarding aircraft noise standards.
- Third complainant made two reports regarding helicopter traffic. Flight tracking data revealed that all aircraft were at or above regulatory altitudes. Also provided was the contact information for the FSDO as requested by the complainant.
- Fourth complainant that resides in south Chandler along the Hunt Highway reported a small propeller aircraft that was inverted over the neighborhood. Complainant demanded contact information for the FAA and was provided the phone number to the FSDO. Additionally, the Chandler Police received multiple calls on this aircraft activity that were also referred to the FAA.
- Fifth complainant reported low-flying aircraft that was very fast and very loud. Flight tracking data indicated the aircraft at 400 feet AGL over the city approximately three (3) miles from the airport. Complainant referred to the airport by the Chandler Police and requested contact information for the FAA to report unsafe airplane actions.
- Sixth complainant a very loud and low flying commercial aircraft flew over the residence. Flight tracking data revealed that a USAF F-16 had intercepted a small airplane during the presidential TFR and escorted that aircraft into Stellar Airpark for awaiting law enforcement. Complainant demanded contact with the FAA and was provided with the phone number to the FSDO.
- Seventh complainant made four (reports) of aircraft noise at night. Flight tracking revealed that a majority of the aircraft in question were propeller aircraft departing from the airport and leaving the airspace. Flight tracking revealed that all aircraft were at or above regulatory altitudes of 1300 to 7700 feet AGL.

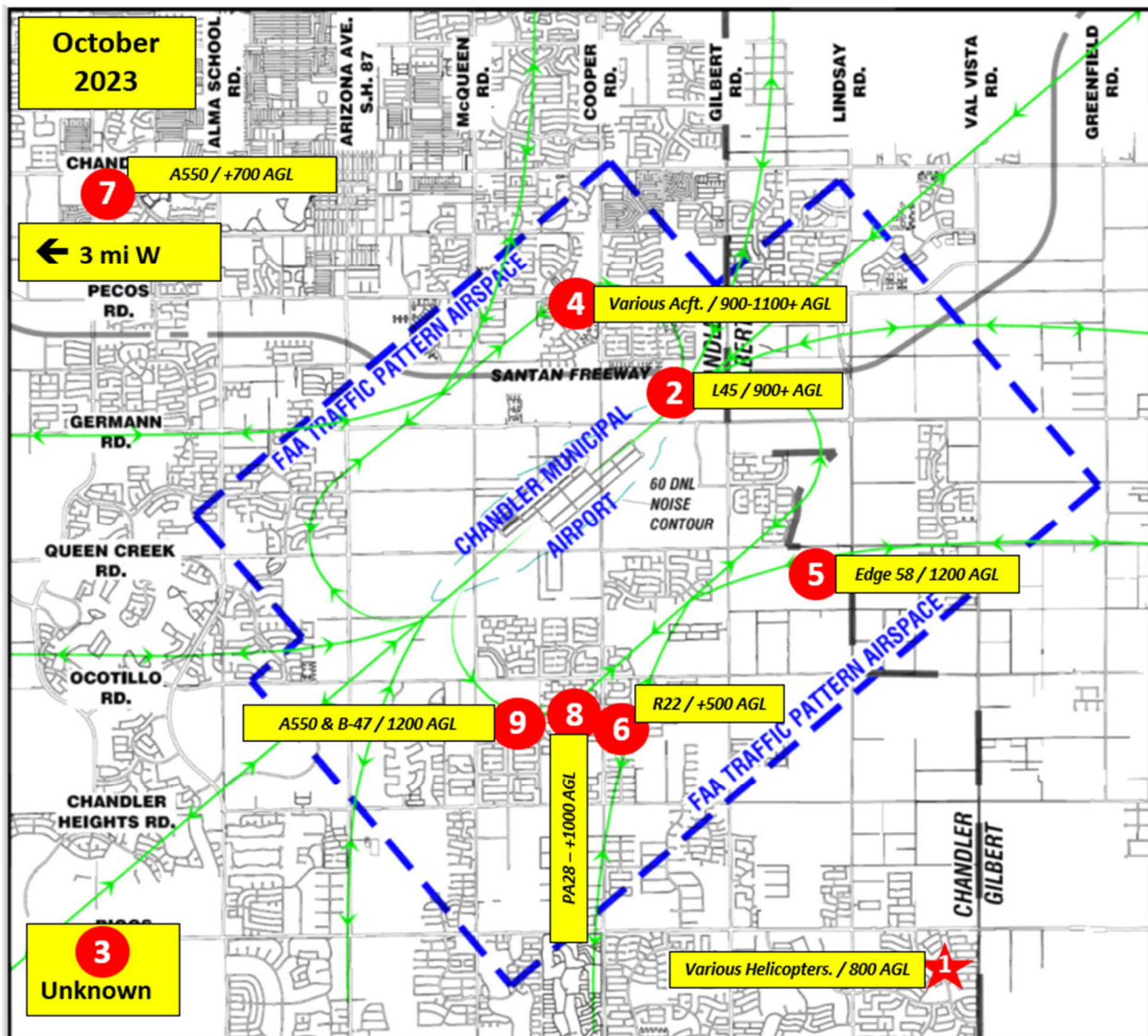


Chandler Municipal Airport Noise Report

Meeting Date:
November 8, 2023

AIRCRAFT TYPE		CALL LOCATION		October 2023		October 2022	
				Households	Contacts	Households	Contacts
Propeller	5	Chandler	14	Noise	7	2	2
Helicopter	8	Gilbert	0	Low Flying	0	1	1
Jet	1	Sun Lakes	0	Traffic	7	0	1
Other	0	Other	0	Other	0	0	0

In October 2023, nine (9) households made fourteen (14) reports regarding aircraft activity. Six (6) households made seven (7) noise complaints. Three (3) households made seven (7) reports of concerns over aircraft traffic activity. Two (2) of the nine (9) households were new complainants.



● Previous Caller

★ New Caller



Chandler Municipal Airport Noise Report

**Meeting Date:
September 13, 2023**

- First complainant reported loud and repeated helicopter activity at night. The residence is outside of the CHD controlled airspace and the aircraft encountered are not based at the airport. The helicopters reported are owned by SRP and flight tracking data revealed that the aircraft were at regulatory altitudes.
- Second complainant reported a large and very loud jet aircraft that had just departed the airport. Flight tracking data revealed that a CHD based Learjet had just departed RWY 4L and was climbing to altitude. When the jet was observed, it was approximately 900 feet AGL.
- Third complainant reported an unusual increase in flight training activity, especially among helicopters. Very general details were given with no contact information. This report was logged in the airport noise log.
- Fourth complainant made two reports regarding increased aircraft traffic over his neighborhood. The residence is north of the airport under the downwind leg of the traffic pattern for the north runway. Flight tracking data revealed that all aircraft were at or above regulatory altitudes. Also provided was a copy of the airport's traffic pattern diagram.
- Fifth complainant reported a very loud and very fast propeller airplane flew over the residence. Flight tracking data revealed that the aircraft was above regulatory altitudes.
- Sixth complainant made three (3) reports regarding helicopter traffic. Flight tracking data revealed that all aircraft were at or above regulatory altitudes, which were also reported to the FAA FSDO.
- Seventh complainant made two (2) reports regarding after-hours flight traffic activity of medevac helicopters going to and from the two Chandler hospitals near the residence. Regardless of the reason for the medical flight, the complainant wanted to inquire as to how this activity is regulated and what flight paths are established. Contact information to the FSDO was provided as requested.
- Eighth complainant reported noise from an aircraft repeatedly circling the residence. Flight tracking data revealed that the aircraft in question was three different aircraft of the same make and model in the circuit for the south traffic pattern. All aircraft were above regulatory altitudes when in proximity of the residence.
- Ninth complainant made two (2) reports of noise from after-hours helicopter traffic. Flight tracking data revealed on both occasions, the aircraft were at or above regulatory altitudes. One helicopter was a medevac helicopter enroute to Phoenix Children's Hospital and the other was a CHD based helicopter on a local flight.



Airport Commission Airport Memo No.

Date: 11/08/2023
To: Airport Commission
From: Diana Alonzo, Management Assistant
Subject: Monthly Origins and Destinations Report

Attachments

September O & D Report
October O & D Report



Chandler Municipal Airport Origins & Destinations Report

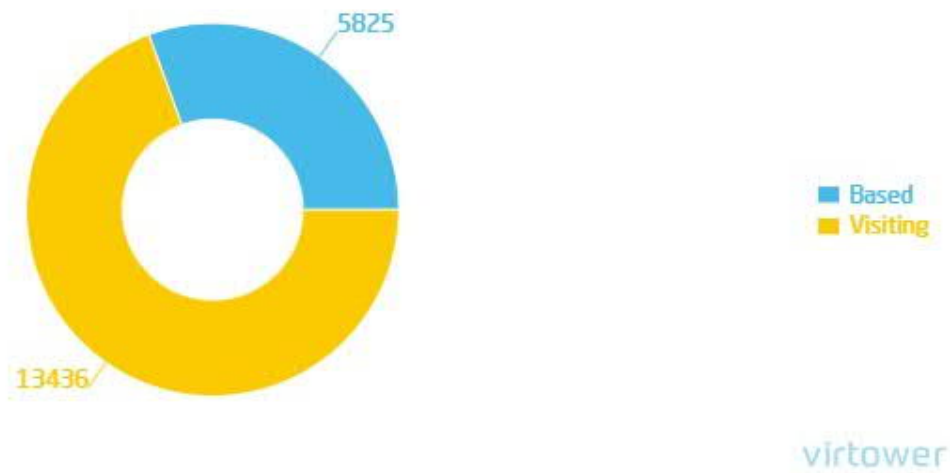
Meeting Date:
November 8, 2023

The data provided below documents the "Top 20" filed IFR flight plans for commercial operators into and from the Chandler Municipal Airport in September 2023. These flights represent business travel utilizing CHD; 180 such flights took place in September 2023. There were two (2) repositioning flights from CHD representing 963 gallons of fuel burn enroute. Total flights to and from CHD represent 24,128 gallons of fuel burn.

Location	Airport	Distance (nm)	Flights
Santa Ana, CA	SNA	304	11
Scottsdale, AZ	SDL	22	10
San Diego, CA	MYF	269	7
Yuma, AZ	NYL	145	7
Long Beach, CA	LGB	319	6
Salt Lake City, UT	SLC	451	6
Show Low, AZ	SOW	108	5
Las Vegas, NV	LAS	236	4
Brownfield, TX	BFE	483	4
Carlsbad, CA	CRQ	275	4
Phoenix, AZ	PHX	14	4
Marana, AZ	AVQ	60	4
Flagstaff, AZ	FLG	113	4
Tucson, AZ	TUS	82	3
Denver, CO	APA	506	3
Las Vegas, NV	HND	231	3
Prescott, AZ	PRC	89	3
Nogales, AZ	OLS	121	3
Oklahoma City, OK	PWA	714	3
Monterey, CA	MRY	532	3
San Diego, CA	SAN	273	3
Page, AZ	PGA	220	3

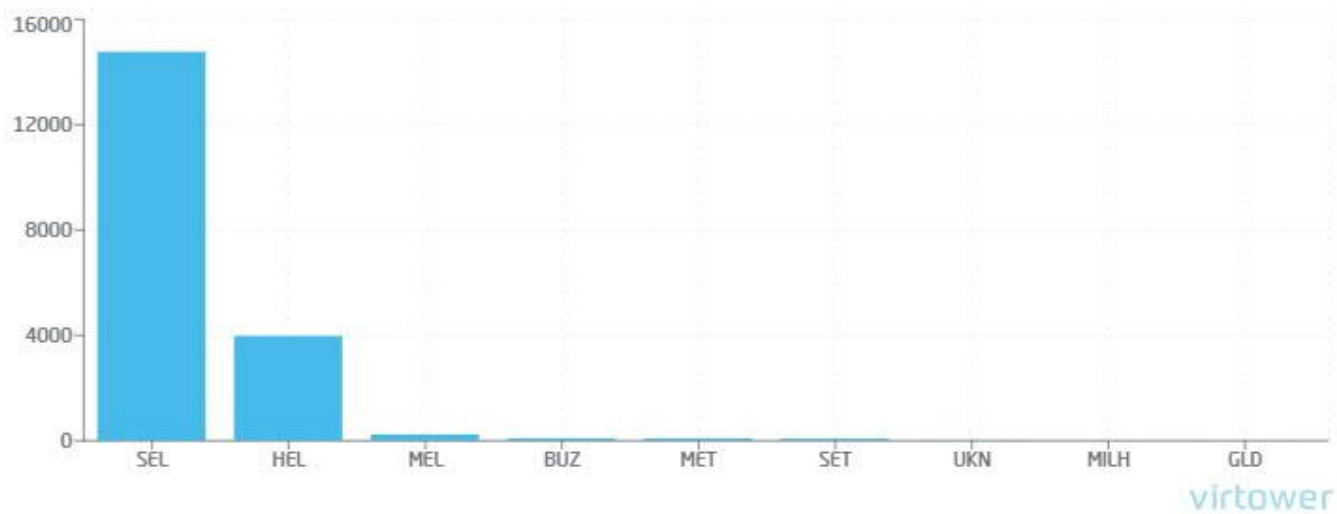
Operations Based vs Visiting

KCHD 09/01/2023 0:00 > 09/30/2023 23:59 LT

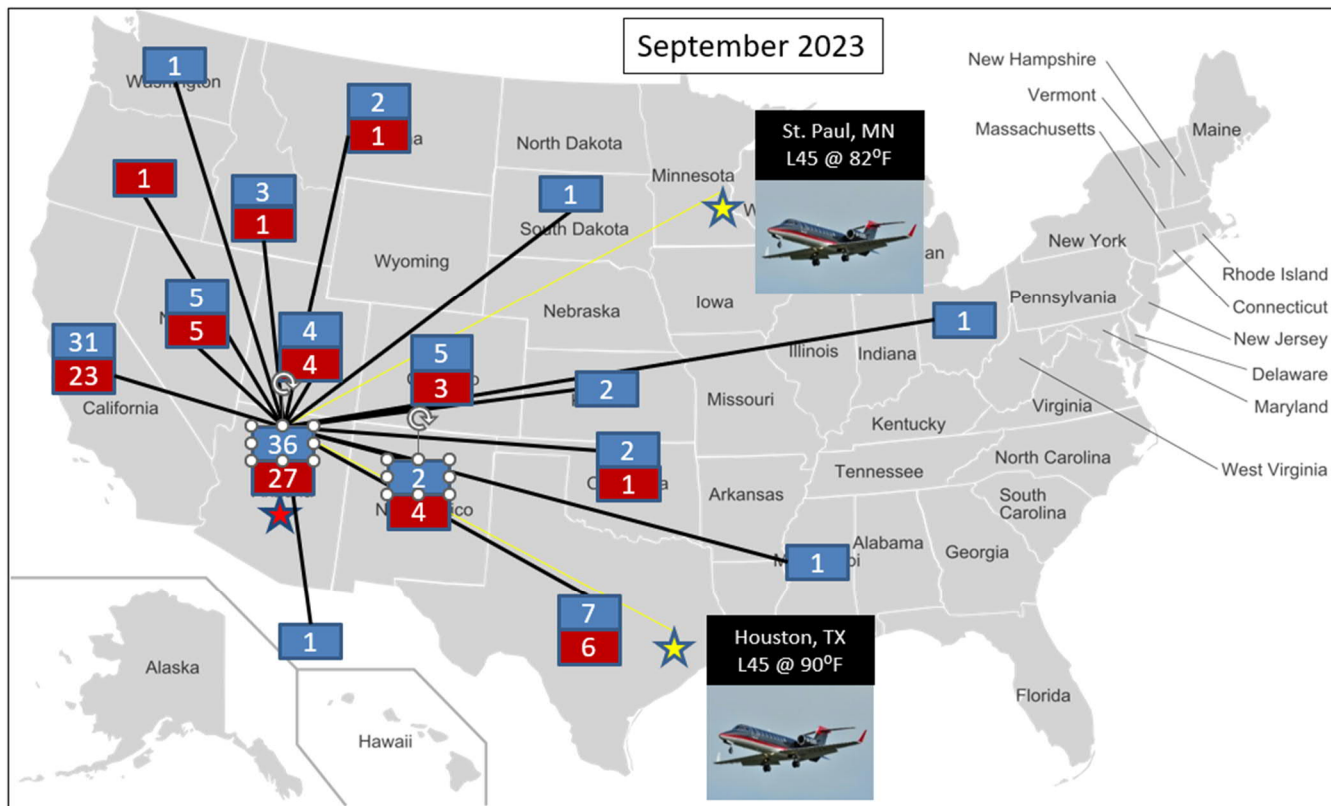


Operations by Aircraft Category

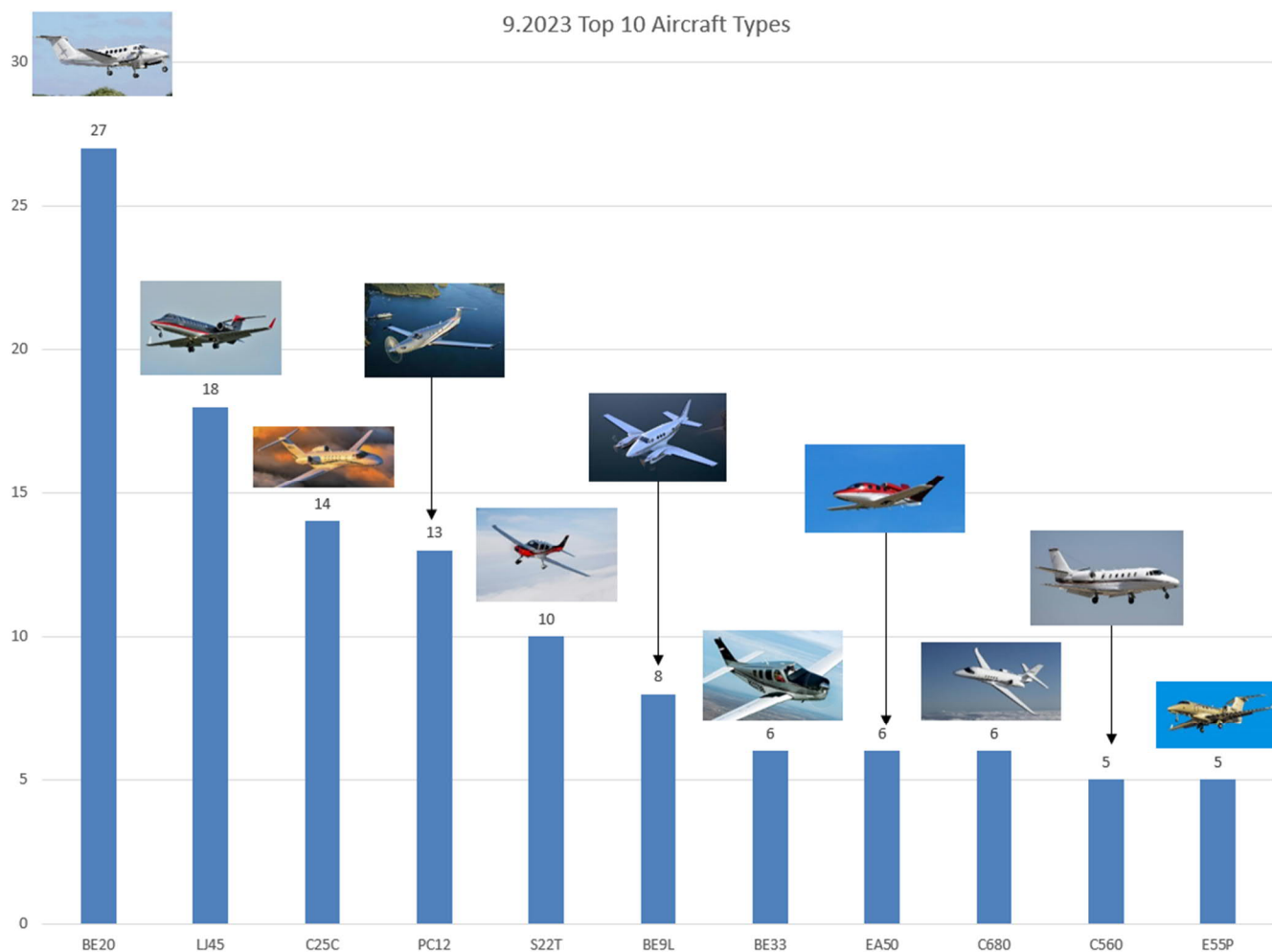
KCHD 09/01/2023 0:00 > 09/30/2023 23:59 LT



SEL = Single Engine Land; HEL = Helicopter; MEL = Multi Engine Land; BUZ = Business Jet; MET = Multi Engine Turbine; SET = Single Engine Turbine; MIL = Military; MILH = Military Helicopter; LSA = Light Sport Aircraft; UKN = Unknown



From CHD # To CHD ★ Repositioned





Chandler Municipal Airport Origins & Destinations Report

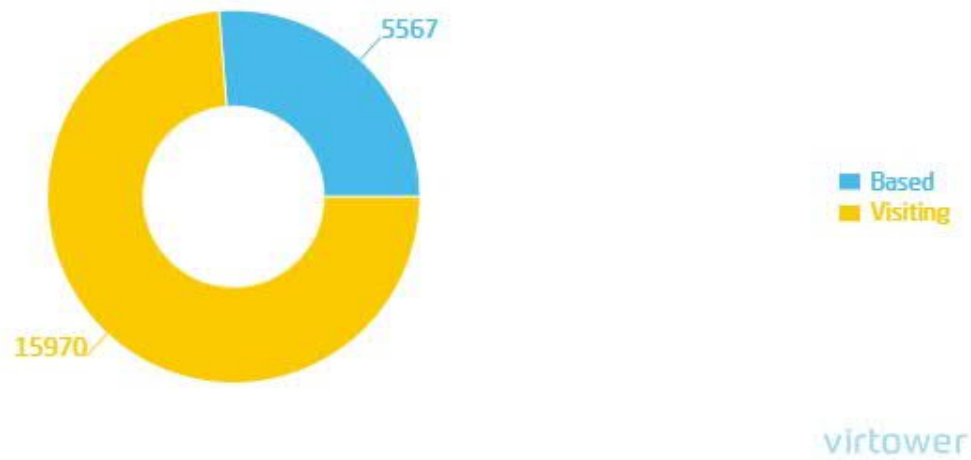
Meeting Date:
November 8, 2023

The data provided below documents the "Top 20" filed IFR flight plans for commercial operators into and from the Chandler Municipal Airport in October 2023. These flights represent business travel utilizing CHD; 204 such flights took place in October 2023. There were three (3) repositioning flights from CHD representing 1,053 gallons of fuel burn enroute. Total flights to and from CHD represent 32,099 gallons of fuel burn.

Location	Airport	Distance (nm)	Flights
Santa Ana, CA	SNA	304	11
Las Vegas, NV	LAS	236	9
Scottsdale, AZ	SDL	22	9
Prescott, AZ	PRC	89	7
Tucson, AZ	TUS	82	5
Phoenix, AZ	PHX	14	5
Las Vegas, NV	HND	231	5
Show Low, AZ	SOW	108	4
Page, AZ	PGA	220	4
Tulsa, OK	TUL	804	4
El Paso, TX	ELP	289	4
Flagstaff, AZ	FLG	113	4
Rapid City, SD	RAP	765	4
Spanish Fork, UT	SPK	413	4
Denver, CO	APA	506	4
Las Vegas, NV	VGT	243	4
Salt Lake City, UT	SLC	451	4
Yuma, AZ	NYL	145	3
San Angelo, TX	SJT	585	3
Taylor, AZ	TYL	110	3
Palm Springs, CA	TRM	219	3
San Diego, CA	MYF	269	3
St. George, UT	SGU	241	3

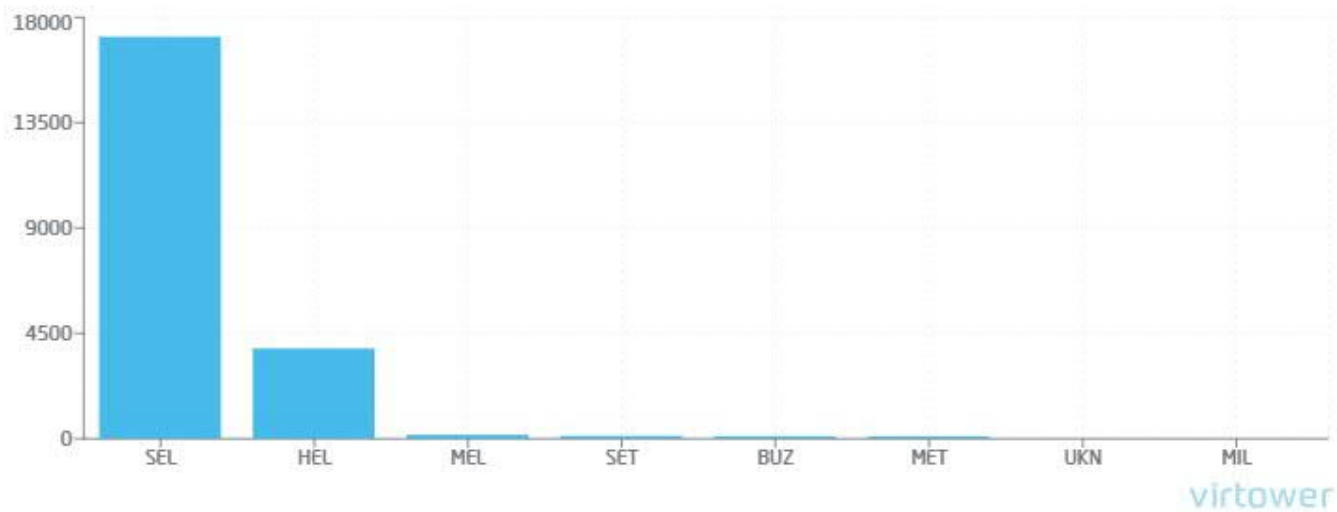
Operations Based vs Visiting

KCHD 10/01/2023 0:00 > 10/31/2023 23:59 LT

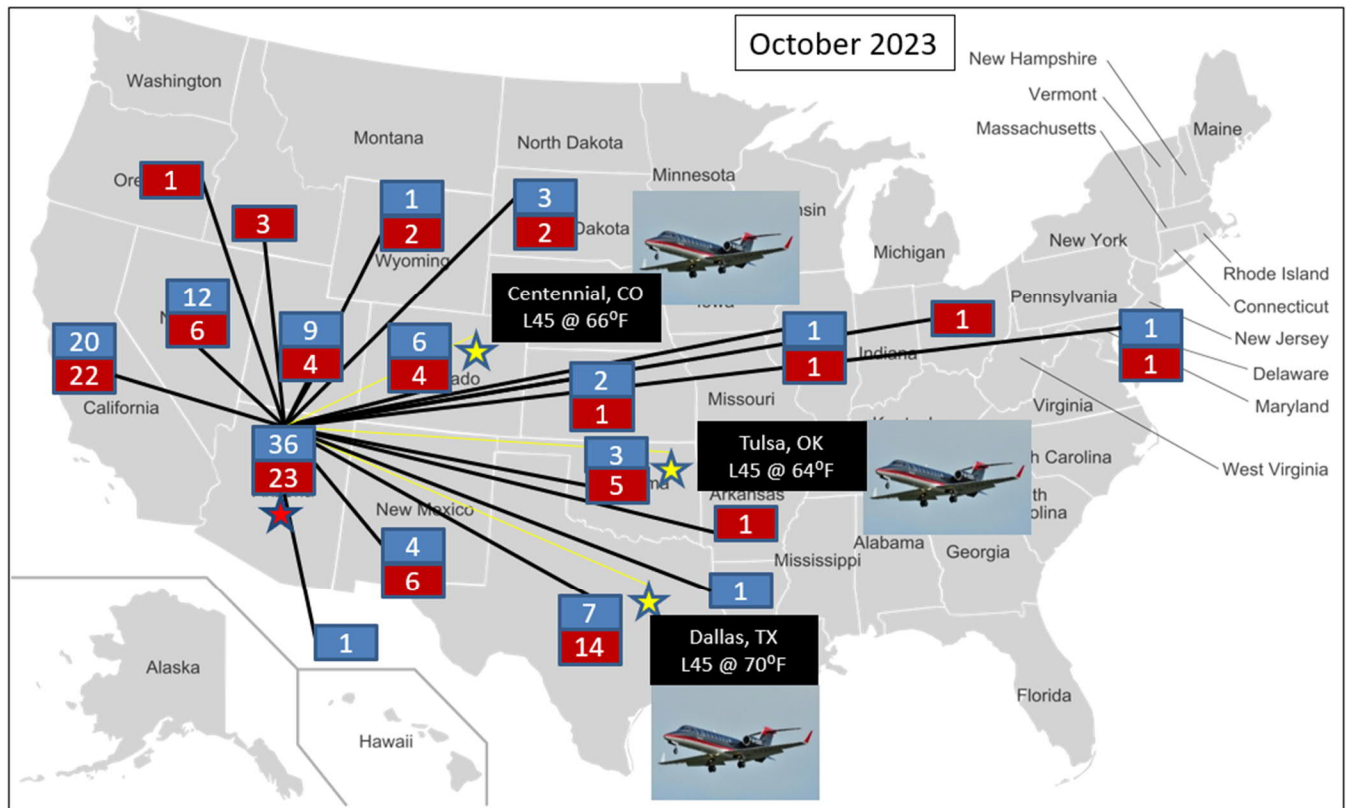


Operations by Aircraft Category

KCHD 10/01/2023 0:00 > 10/31/2023 23:59 LT

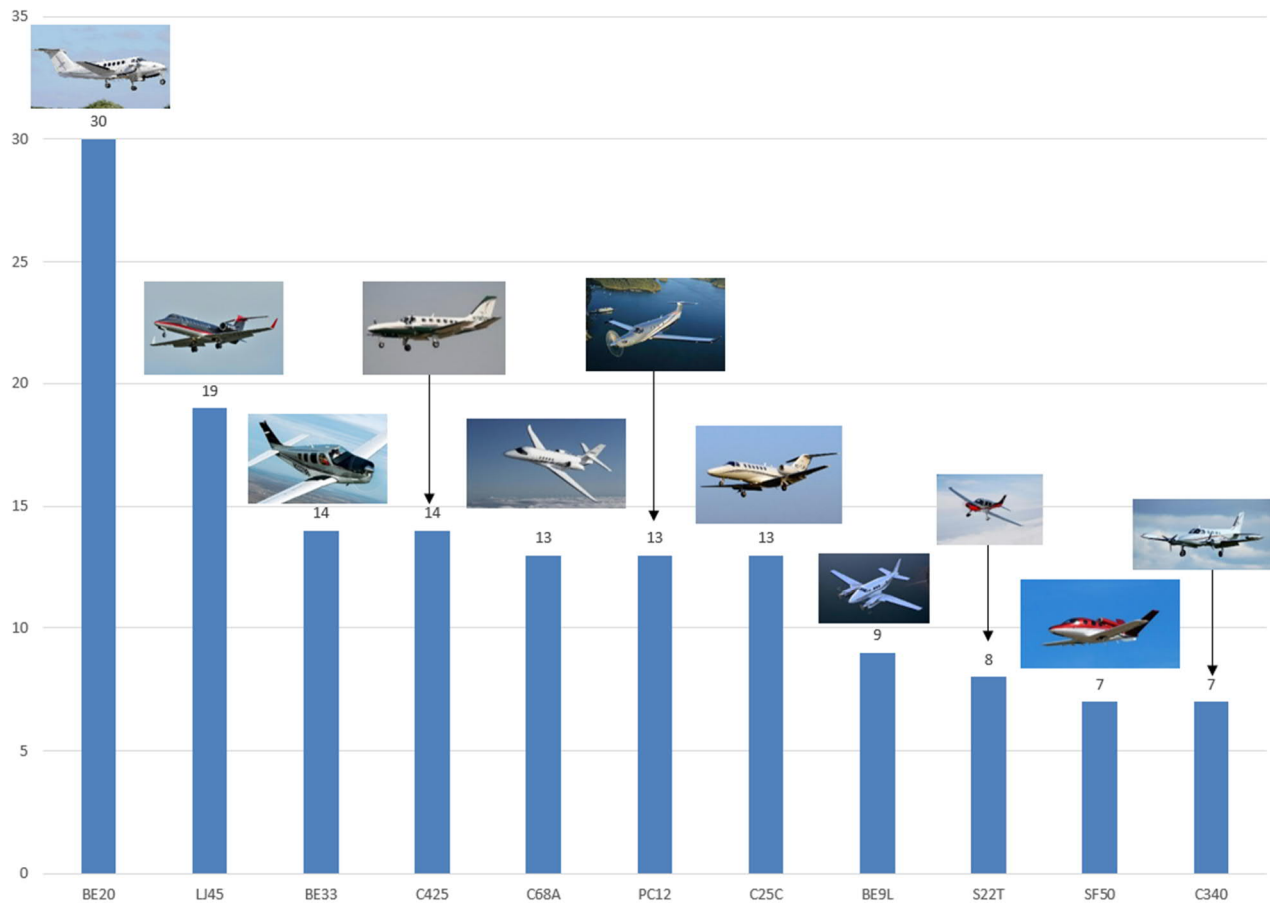


SEL = Single Engine Land; HEL = Helicopter; MEL = Multi Engine Land; BUZ = Business Jet; MET = Multi Engine Turbine; SET = Single Engine Turbine; MIL = Military; MILH = Military Helicopter; LSA = Light Sport Aircraft; UKN = Unknown



From CHD # To CHD ★ Repositioned

10.2023 Top 10 Aircraft Types





Airport Commission Airport Memo No.

Date: 11/08/2023
To: Airport Commission
From: Diana Alonzo, Management Assistant
Subject: Monthly Construction Report

Attachments

Construction Report



Chandler Municipal Airport Construction Report

Meeting Date:
Nov. 8, 2023

Capital Projects – Design Phase:

- **Airport Operations Garage**: City funded at \$1 million. Programming and conceptual layout in for final comments.
- **Airport Fuel Tank Relocation**: City funded at \$610,000. Design for new above ground tank underway. Finalizing 60% plans.
- **Automated Weather Observation System (AWOS) Replacement**: FAA funding for \$200,000. FAA environmental clearance received. Kick-off meeting 2/21. 100% plans finalized. Project to be put out to bid early 2024.
- **Runway End Identifier Light (REIL) Installation Runway 4L-22R- (North Runway)**- FAA funding for \$110,000. Kick-off meeting 2/21. Plans at 100%. Finalizing construction environmental documentation. Bid TBD.
- **Runway 4R-22L Rehabilitation (South Runway)**— FAA grant for \$350,000 for design approved. Kick-off meeting 4/6. Survey and geotech completed. 30% plans submitted for review.
- **Taxiway B Improvements- Phase 1** – ADOT grant for \$2,035,000 approved. Design kick-off meeting 10/26.

Capital Projects - Construction Phase:

- **Wildlife Hazard Perimeter Fence**: 100% ADOT funding at \$1,107,500. \$796,813 contract with Diamond Ridge Development Corporation approved. Substantial completion date 11/1 with final completion 12/1.

Maintenance Projects:

- **Ramp/Apron Painting**: Transient parking repainting with new, dedicated lead-in lines - Start TBD.