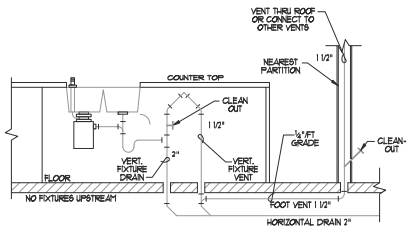


## TYP ISLAND VENTING

3

## DOOR SCHEDULE

ALL INTERIOR DOORS ARE SOLID CORE- SPECIES AND COLOR OR STAIN TBD

| NO. | TYPE | MAT'L | GRD. | WIDTH | HEIGHT | THICK | FINISH | BUCK | THRES. | TEMP | HARDWARE | REMARKS | EXIT DR. |
|---|---|---|---|---|---|---|---|---|---|---|---|---|---|
| 100 | GL | AL | EXT. | 6'-0" | 6'-8" | 2" | | WOOD | MTL | YES | LOCKSET/DEADBOLT | W/ (2) 18"X6'-8" FX TEMP GLASS SIDE | YES |
| 101 | SC | WD | INT | 3'-0" | 6'-8" | 1 3/8" | STAIN | WOOD | | | SLIDING BARN DOOR | | YES |
| 102 | SC | WD | INT | 3'-0" | 6'-8" | 1 3/8" | STAIN | WOOD | | | PRIVACY - PUSH PLATE ON OUTSIDE | | |
| 103 | SC | WD | INT | 1'-6" | 6'-8" | 1 3/8" | STAIN | WOOD | | | BI-PASS FOLDING | | |
| 104 | GL | AL | EXT. | 3'-0" | 6'-8" | 2" | | WOOD | MTL | YES | LOCKSET/DEADBOLT | | YES |
| 105 | SC | WD | INT | 3'-0" | 6'-8" | 1 3/8" | STAIN | WOOD | | | PRIVACY - PUSH PLATE ON OUTSIDE | | YES |
| 106 | SC | WOOD | INT | 5'-0" | 6'-8" | 1 3/8" | STAIN | WOOD | | | BI-PASS FOLDING | | |
| | | | | | | | | | | | | | |
| | | | | | | | | | | | | | |

AL = ALUMINUM EXT WITH TEMP GLASS (ALL EXT DOORS SWING BOTH DIRECTIONS)
SC = SOLID CORE MTL - METAL
GL - TEMPERED GLASS

## ADA RESTROOM NOTES:

1. SINKS SHALL NOT BE MOUNTED HIGHER THAN 34" FROM THE FLOOR. HAVE A KNEE CLEARNANCE OF 27" HIGH, 30 IN. WIDE AND 11-19 IN. DEEP. PROVIDE A CLEAR FLOOR SPACE IN FRONT OF 30" WX 48" DP. INSULATE ALL WATER LINES.
2. FACUETS TO BE LEVER OPERATED, PUSH, TOUCH OR ELECTRONICALLY CONTROLLED. THEY SHOULD BE USABLE WITH ONE HAND WITHOUT THE NEED TO TIGHTLY GRASP PINCH OR TWIST THE WRIST. USERS SHOULN'T HAVE TO EXERT MORE THAN 5# OF FORCE TO USE THE FACUET TO MEET ADA REQUIREMENTS.
3. GRAB BARS SHOULD BE AT LEAST 36" LONG (REAR WALL) AND 42" LONG ON THE SIDE WALL AND SHOULD BE MOUNTED 33-36 IN. ABOVE THE FLOOR. THEY SHOULD BE MOUNTED 1.5" FROM THE WALL AND BE ABLE TO WITHSTAND A MIN OF N250# OF PRESSURE.

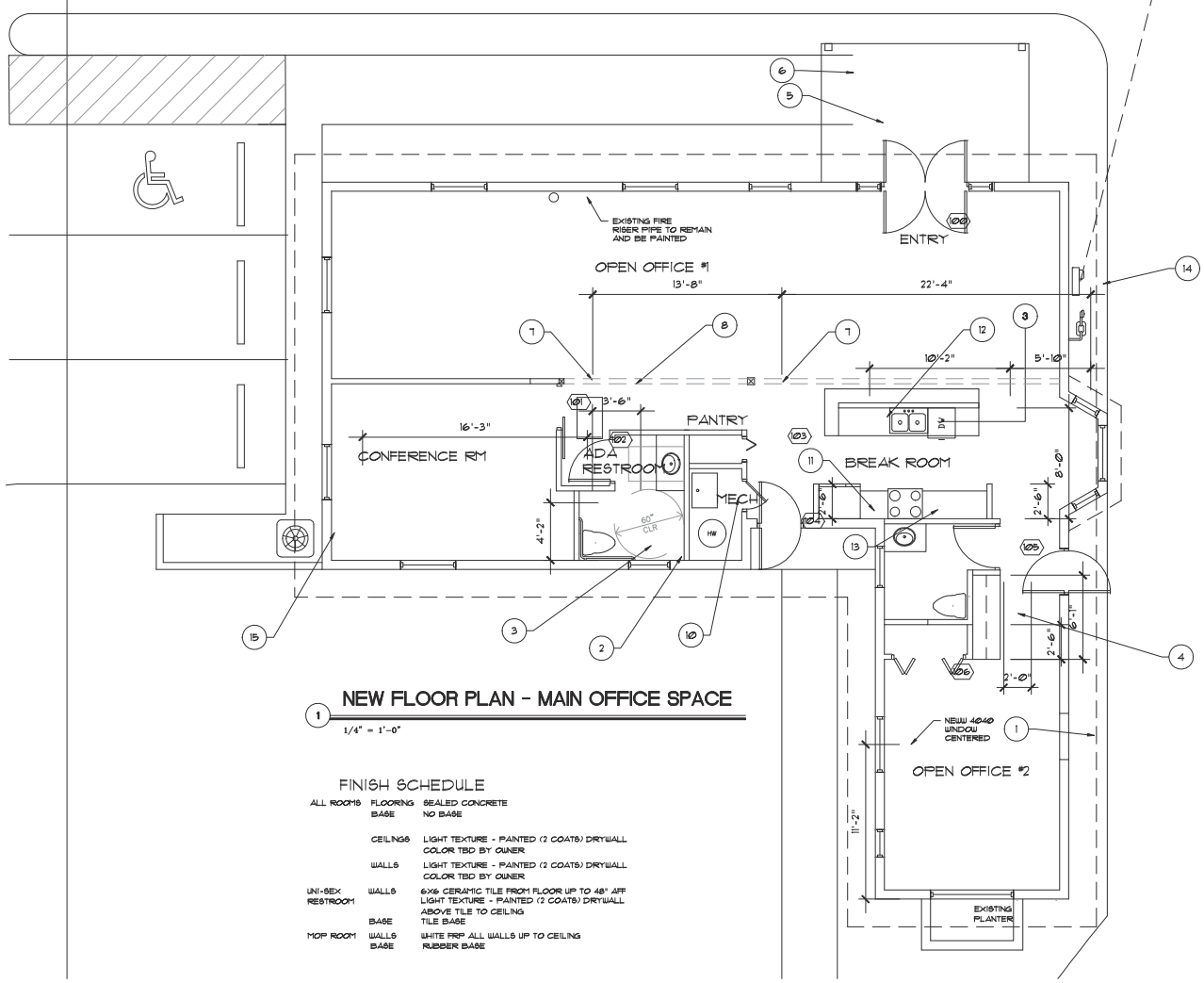


## NEW FLOOR PLAN - MAIN OFFICE SPACE

1

1/4" = 1'-0"

### FINISH SCHEDULE

| | | |
|---|---|---|
| ALL ROOMS | FLOORING | SEALED CONCRETE |
| | BASE | NO BASE |
| | CEILINGS | LIGHT TEXTURE - PAINTED (2 COATS) DRYWALL COLOR TBD BY OWNER |
| | WALLS | LIGHT TEXTURE - PAINTED (2 COATS) DRYWALL COLOR TBD BY OWNER |
| UNI-SEX RESTROOM | WALLS | 6X6 CERAMIC TILE FROM FLOOR UP TO 48" AFF LIGHT TEXTURE - PAINTED (2 COATS) DRYWALL ABOVE TILE TO CEILING |
| | BASE | TILE BASE |
| MOP ROOM | WALLS | WHITE FRP ALL WALLS UP TO CEILING |
| | BASE | RUBBER BASE |

## WALL LEGEND

NEW 2X4 WD STUD WALLS @ 16"O.C W/ SOUND INSUL.

## KEYNOTES

1. REPLACE DOOR W/ 3' W X HGT TO MATCH OTHER WINDOWS, PATCH BELOW TO MATCH
2. NEW ADA CONT GRAB BAR
3. 30"X48" CLEAR FLR SPACE
4. NEW COUNTERTOP W/ OVERHEAD CABINETS
5. NEW WD TRELLIS ON GLB ON WD POST
6. NEW CONC SLAB/SIDE WALL MAX 1/2" LOWER THAN FIN. FLR OF MAIN SPACE.
7. NEW STRUCTURAL POST (SEE STRUCT DWGS)
8. NEW HEADER (SEE STRUCTURAL)
9. NOT USED
10. NEW MOP SINK
11. NEW REFRIGERATOR
12. NEW KITCHEN ISLAND W/ 42" CANT BAR COUNTER
13. RELOCATED COOK TOP AND GAS LINE
14. NEW 200 AMP ELEC SERVICE
15. NEW COMPRESSOR ON ISOLATED CONC PADS

## NOTES

1. FIELD VERIFY ALL DIMENSIONS PRIOR TO DEMO.
2. PROVIDE FRP PANELS 4' HIGH AROUND ENTIRE MOP SINK AND WATER HEATER WALLS.
3. PROVIDE PT BOTTOM PLATES AT ALL NEW WALLS.
4. ALL CEILINGS ARE AT 8'-0" , PAINTED DRYWALL

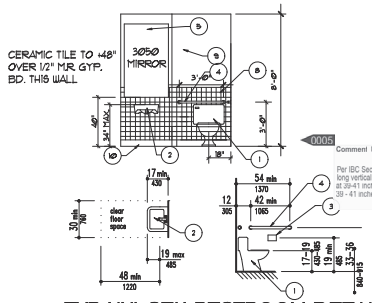


0005 Comment 0005 - Building (SHICTY)
Per IBC Sec. 1102.1, provide a min. 18 inches long vertical grab bars, which shall be placed at 39-41 inches away from the wall surface and 33 - 41 inches above the finished floor level.

## TYP UNI-SEX RESTROOM DETAILS

2

1. TOILET
2. WALL MOUNTED LAVATORY
3. SEAT COVER AND DUAL TP HOLDER
4. ADA GRAB BARS
5. FRAMELESS MIRROR GLUED TO WALL
6. RECESSED SOAP DISPENSER
7. PAPER TOWEL HOLDER AND TRASH RECEPTACLE
8. 6"X6" CERAMIC WALL TILE (SELECTED BY OWNER)
9. PAINTED GYP BD.
10. VCT FLOORING UP WALL TO CREATE BASE

TRANSPORTATION AND DEVELOPMENT DEPARTMENT
City of Chandler
REVIEWED FOR COMPLIANCE WITH BUILDING CODES
MAINTAIN ON-JOB SITE
Review of plans and specifications shall not be construed as a permit or as an approval of any violation of the provisions of the Building Inspection Division.

05/26/2020 04:56:54 PM
#[BLD20-0150]

REGISTERED ARCHITECT
CERTIFICATE NO. #27504
MICHAEL D. RUST
ARIZONA, U.S.A.
EXP. DATE 3/30/20

DEVELOPMENT APPROVED
CITY OF CHANDLER
02/11/2020 11:28:18 AM
#[BLD20-0150]

THIS DOCUMENT, THE IDEAS AND DESIGNS INCORPORATED HEREIN, AS AN INSTRUMENT OF PROFESSIONAL SERVICE, IS THE PROPERTY OF MICHAEL RUST - ARCHITECT, LLC AND IS NOT TO BE USED IN WHOLE OR IN PART WITHOUT THE WRITTEN CONSENT OF MICHAEL RUST - ARCHITECT, LLC. MICHAEL RUST - ARCHITECT, LLC RETAINS ALL COPYCHTLIAL STATUTORY AND OTHER RESERVED RIGHTS, INCLUDING THE COPYRIGHT THEREIN.

# NEW FLOOR PLAN AND DETAILS

TENANT IMPROVEMENTS FOR REZAMP OFFICE #3

456 W CHANDLER BLVD
CHANDLER, AZ 85225

ARCHITECT: MICHAEL RUST (480) 219-0554

BUILDING SUBMITTAL
DATE: JANUARY 6TH 2020

CITY REVISIONS
1

A2