

OPIOID RESPONSE PROGRAM

Program Results and Request for Expansion

February 26 , 2026



ORU PROGRAM TIMELINE

	2024	OPIOID FUND WORK SESSION Received Direction and Program Vision
MSW RECRUITMENT Hired Program Lead Created Agreement for College Intern	2024	
	2024/25	RESPONSE PROTOCOL & RESOURCE ALLOCATION Created Deployment Model Partnered with AZDHS to Acquire Narcan
CREATED RELATIONSHIPS WITH TREATMENT FACILITIES & HOSPITAL 13 Treatment Facility Agreements ER Discharge Follow Up CRH / MG	2025	
	2025	DEPLOYED OPIOID RESPONSE UNIT (ORU) Embedded ORU in 911 System Started Educational Outreach & Follow Up
PROGRAM ASSESSMENT & DATA REVIEW Evaluate Annual Data Points Clinical Outcomes	2026	

OPIOID RESPONSE DEPLOYMENT MODEL

Staffed with 1 FTE and 1 Intern

After Hours Coverage from CR Unit

Operational M-F 8am-5pm

Scope of Practice: Opioids

Deployed from FDHQ

Backup Crisis Response



FOUR CORE SERVICES



911 RESPONSE

911 Response to All Overdose Incidents



NAVIGATION

Navigation Assistance for Treatment Facilities and Insurance



PREVENTION

Narcan Distribution and Training



EDUCATION

Prevention, Identification, and Treatment Education

RESPONSE

ON SCENE ASSESSMENT, NAVIGATION, EDUCATION



Dispatched to all overdose incidents regardless of suspected substance



Dispatched to all incidents of suspected opioid abuse



Dispatched to any incident where an assessment or education is appropriate

TREATMENT FACILITY & INSURANCE NAVIGATION



Treatment

Partnership with 13 local facilities for 24/7 access to beds



Insurance

Benefit evaluation and service provider identification



Intake

In-home assessment and screening



Transportation

Packing and transportation from front door to back door



OVERDOSE DEATH PREVENTION



Narcan Distribution

Narcan distribution at public and private events including resident requests



Narcan Education

Administration, education, and signs and symptoms of opioid overdose

EDUCATION




Public Events

Fire Station Open House,
Senior Expo, Airport Day,
Public Safety Day



School Education

Dangers of prescription
medications



Neighborhoods

Block Parties, HOA
Meetings, Health Events

2025 ORU PROGRAM DATA

159

RESPONSE

Total number of responses to overdose incidents and suspected abuse

108

NAVIGATION

Total number of follow ups with 911 patients and crew referrals

1,292

PREVENTION

Total number of Narcan kits distributed throughout Chandler

67

EDUCATION

Total number of education events to include public events, business requests, and follow ups

OPIOID DATA: MEASURING PROGRESS

OPIOID-RELATED INCIDENTS

	State	County	Chandler
2023	6,011	4,095	455
2024	5,701	3,910	370
2025	6,246	4,573	371

% Change from
2024-2025

↑ 9.6%

↑ 17%

↑ 0.27%

OPIOID-RELATED DEATHS

	State	County	Chandler
2023	1,928	1,218	34
2024	1,651	1,072	38
2025	1,873	1,246	36

% Change from
2024-2025

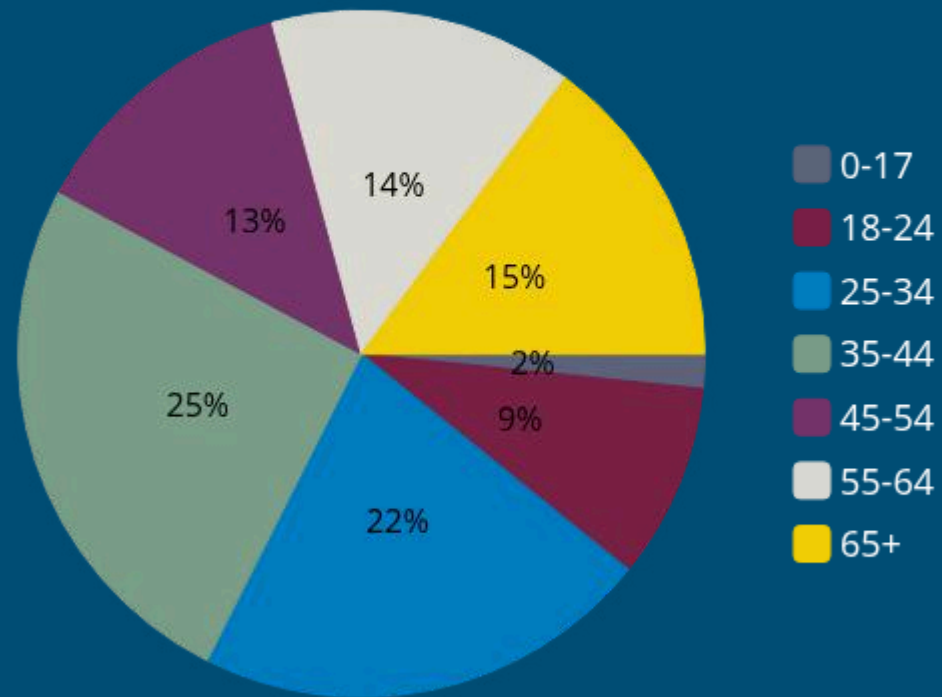
↑ 13.4%

↑ 16.2%

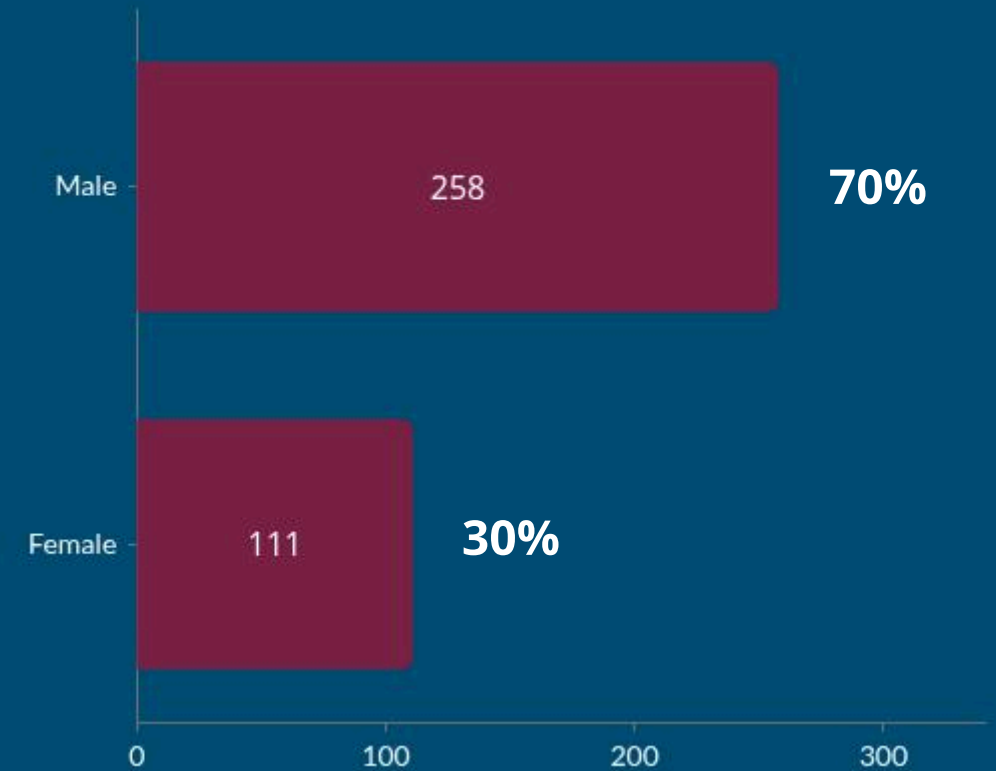
↓ -5.3%

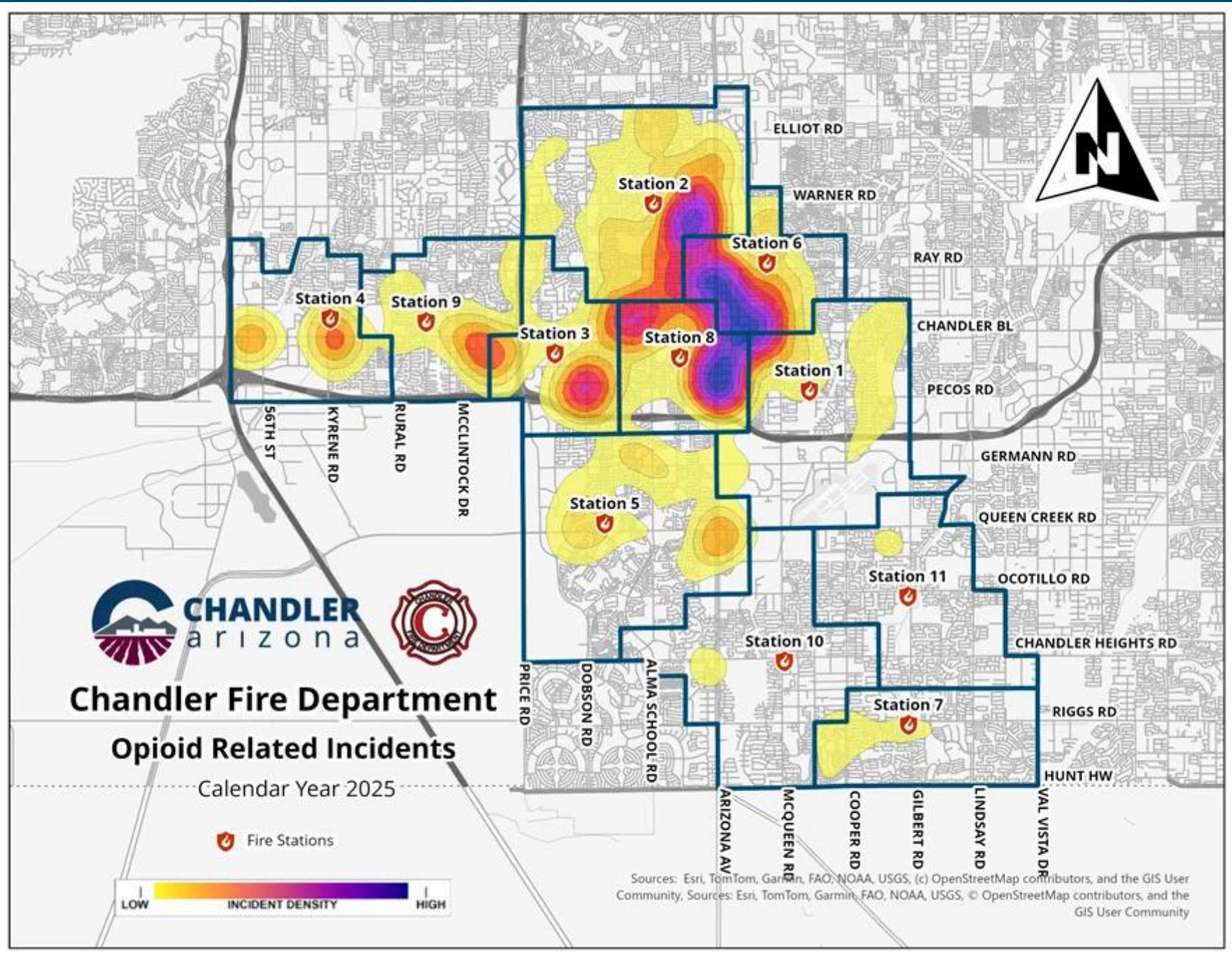
OPIOID INCIDENT DEMOGRAPHICS

Opioid Incidents by Age
2025



Gender Distribution
2025





SOBER LIVING SERVICES

Provides safe, substance-free housing where people can rebuild their lives, strengthen their recovery foundation, and develop the skills necessary for long-term sobriety and self-sufficiency.



Removes a leading trigger for relapse



Reduces overdose risk during the highest vulnerability window



Creates a clear pathway to permanent, independent housing



Builds accountability and support




Provides connections to services and support systems



Builds employment, life skills, and financial stability



Decreases reliance on ERs, shelters, and justice system



Reduces returns to homelessness

SOBER LIVING PROGRAM DATA

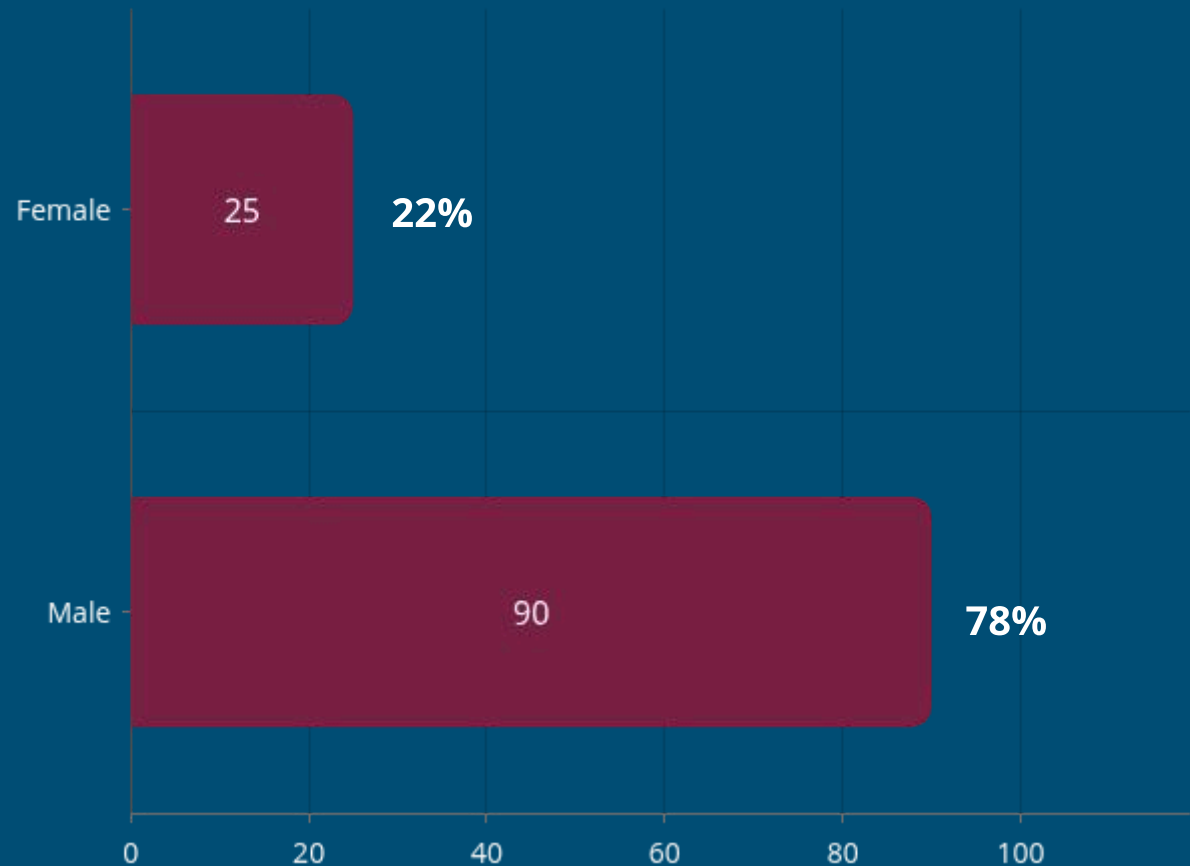
City Provides:

- Up to 90 days of financial support
- Case management and employment resources
- Assistance with transition to permanency

FY 2024/25 Highlights

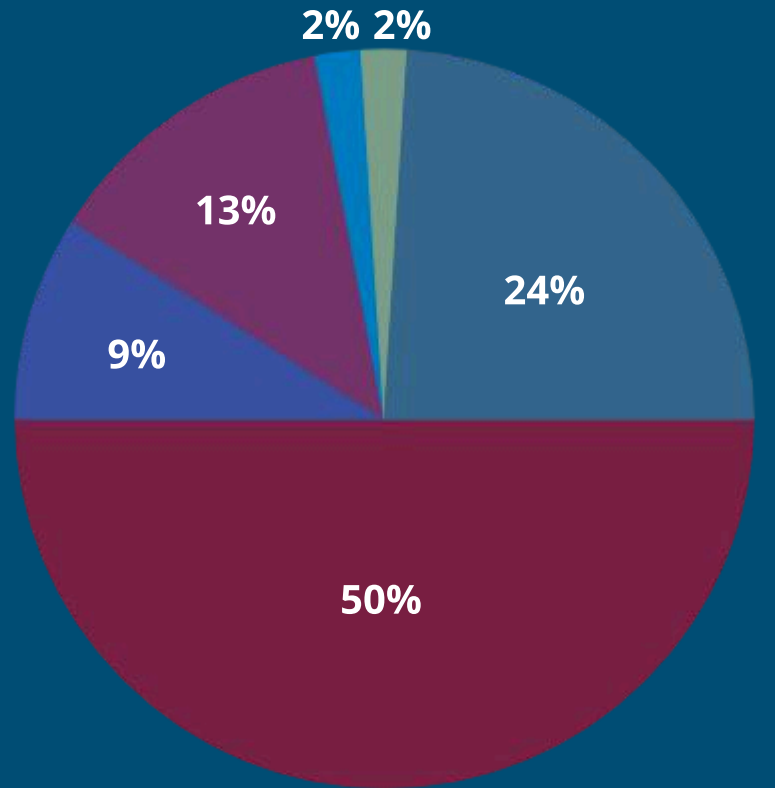
- 115 persons served: 90 men and 25 women
- 78% (90) had zero income at entry
- 71% (82) did not return to homelessness in Maricopa County

Sober Living Services by Gender



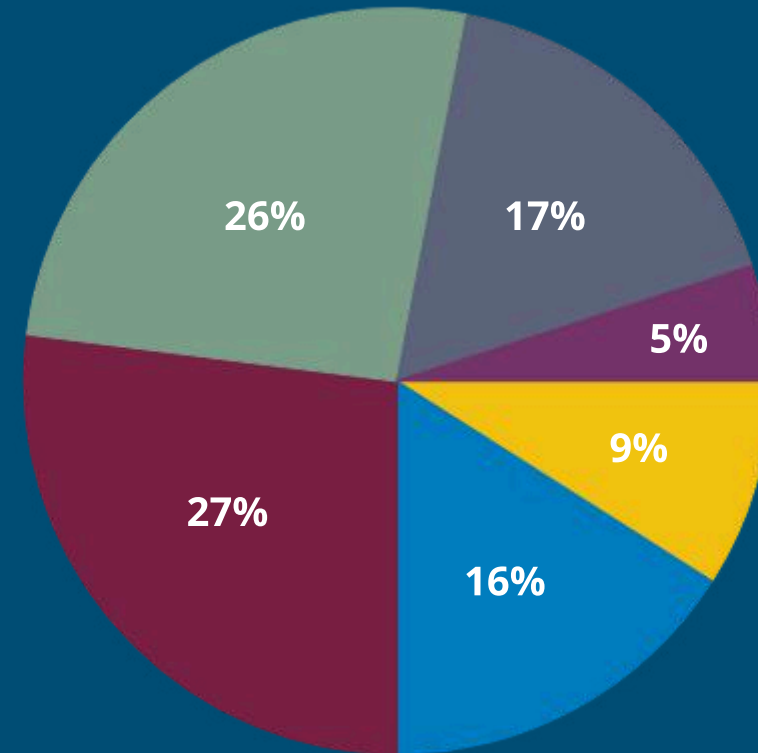
SOBER LIVING PROGRAM DATA

Referral Source



- Street Outreach
- Public Safety
- Treatment Provider
- Family/Community
- Non-Profit
- Self

Age



- 0-17
- 18-24
- 25-34
- 35-44
- 45-54
- 55-64
- 65+

PROPOSED EXPANSION OF ORU

CURRENT



STAFFING

1 FTE & 1 Intern



OPERATIONS

M-F 8am-5pm



SCOPE


Opioid Incidents

PROPOSED



STAFFING

2 FTEs & 2 Interns



OPERATIONS

M-SU 8am-7pm



SCOPE

All Overdoses

LONG TERM FUNDING STABILITY

With Program Extension

\$2.8
MILLION

Available in July 2026

Unspent funds ready to
deploy

\$8.5
MILLION

Through 2039

Total projected settlement
revenue

\$2.3M

\$2.3M balance funds
expanded program
for 4+ years without
additional revenue

\$1.0M

With projected
funding, balance
remains above
\$1.0M through 2038

\$635K

\$635K estimated
ending balance in
2039 assuming no
additional funding

RECOMMENDATIONS

1

Approve Funding

Authorize additional funding for (1) FTE, (1) PD Vehicle, and funding for sober living

2

Authorize FTE

Approve the recruitment and hiring of (1) Crisis Interventionist and (1) Intern

3

Expand Scope

Expand response scope to include all overdoses outside of opioids

4

Implement Plan

Recruit and hire new FTE and Intern, create policy for expanded scope, deploy resources

QUESTIONS?