



Cochise County
Community Development
 Development Services Department
Public Programs...Personal Service
 www.cochise.az.gov

Docket No. _____
 Date Received _____
 Receipt No. _____

**SPECIAL USE AUTHORIZATION QUESTIONNAIRE
 (TO BE PRINTED IN INK OR TYPED)**

TAX PARCEL NUMBER/APN 108-38-018A, 108-38-018B, 108-38-018C

APPLICANT Dean B. Douglas

PHYSICAL ADDRESS OF THE PROPERTY 1962 E. Headless Man Trail
Huachuca City, Az. 85611

CONTACT TELEPHONE NUMBER (520) 227-5811 + (520) 456-3075

EMAIL ADDRESS: Cowboy7374@hotmail.com + CherokeeFirearmsandgovsmith
@hotmail.com

PROPERTY OWNER (IF OTHER THAN APPLICANT) _____

PROPERTY OWNER'S MAILING ADDRESS 1962 E Headless Man Trail
Huachuca City, Az 85611

REQUIRED SUBMITTALS

- Questionnaire with all questions completely answered (attached).
- A Concept Plan or Preliminary Site Plan in 8 1/2 " x 11" or 11" x 17" hard copy, or electronic in jpg or pdf format. Please note that if a Concept Plan is submitted for the Special Use Authorization, a complete Site Plan will be required when submitting the Non-Residential permit application.
- If the applicant is not the property owner, provide a notarized letter from the property owner granting permission to the applicant to apply for the Special Use Authorization and to act as the owner's representative.
- Any other Attachments or Information required to adequately analyze your request.
- Applicant's Certification and Acknowledgement

Bisbee Office
 1415 Melody Lane, Building E
 Bisbee, Arizona 85603
 520-432-9300
 520-432-9278 fax
 1-877-777-7958
 planningandzoning@cochise.az.gov

Highway and Floodplain
 1415 Melody Lane, Building F
 Bisbee, Arizona 85603
 520-432-9300
 520-432-9337 fax
 1-800-752-3745
 highway@cochise.az.gov
 floodplain@cochise.az.gov

Fees (\$300.00)

- Other Submittals as required based on the type, scope, and location of the proposed project
 - Hazardous or Polluting Materials Report
 - Off-site Improvement Plans
 - Soils Engineering Report
 - Landscape Plan
 - Hydrology/Hydraulic Report
 - Traffic Impact Analysis (TIA), Traffic Impact Statement (TIA), or Traffic Report (TR):
 - Outdoor Lighting Plan including lumen count

The Planner will advise you if and when any of the above attachments are required.

Project Description

In the following sections, thoroughly describe the proposed use that you are requesting. **Attach separate pages if the lines provided are not adequate for your response.** Answer each question as completely as possible to avoid delay in analyzing the request.

Describe the existing uses and structures on the property.

Same, personal pleasure, check repaired guns, teach classes
that include pistol, rifle & shotguns
no structures at this time.

Describe the proposed uses, structures, and activities.

same as above

Describe all the products and services that will be produced or sold.

none

What is the proposed time frame for construction and operation, including phasing if applicable?

now

Provide the following information (when applicable):

Days and hours of operation: Days: 7 Hours (from 8 AM to 8/9 PM)

Number of employees: Initially: 1 Future: 3(?)

Number per shift Seasonal changes 0

Total truck traffic, including deliveries and shipment (e.g., by type, number of wheels, or weight)
1-8

At what time of day, day of week and season (if applicable) is traffic the heaviest?
saturday

Describe the physical access to your site.
Located in Raven 1-5 binder, tab L, image 1

Identify how the following services are or will be provided:

	Existing Utility Company/Service Provider	Proposed provisions to be made if services are not currently on site
Water	<u>N/A</u>	
Sewer/Septic	<u>N/A</u>	
Electricity	<u>N/A</u>	
Natural Gas	<u>N/A</u>	
Fire Protection	<u>N/A</u>	

Describe all outdoor storage and activities.

N/A

What noise, vibrations, dust, smoke, or odors will be produced that can be detected on neighboring properties? How will they be mitigated, controlled, or reduced?

gun shots

If any activities will attract pests, what measures will be taken to control them?

N/A

What screening, if any is proposed?

N/A

Describe all outdoor lighting, including lighted signs.

N/A

Describe the locations and dimensions of all existing and proposed signs, including any attached to a building.

N/A

Is there any regulated flood plain on the property?

Yes ___ No

Are there any washes within 300 feet of the property?

Yes ___ No

Show on-site drainage flow on the site plan. Will drainage patterns on site be changed?

Yes ___ No

Will washes be improved with culverts, bank protection, crossings or other means?

Yes ___ No

If yes to any of these questions, describe and/or show on the site plan.

Show dimensions, locations, and materials of parking areas (including ADA parking), loading areas, and driveways.

Will you be performing any off-site construction (e.g., access aprons, driveways, and culverts)?

Yes ___ No If yes, show details on the site plan.

How many acres will be cleared? 0

If more than one acre is to be cleared, describe the proposed dust and erosion control measures to be used.

What specific measures will be taken to conserve water on-site? Specifically, design features that will be incorporated into the development to reduce water use, provide for detention and conserve and enhance natural recharge areas must be described.

N/A

Describe proposed landscaping, including what plants and materials are proposed.

N/A

Does the proposed use involve hazardous materials?

No Yes If yes, complete the attached Hazardous Materials attachment.

Applicant's Statement

I hereby certify that I am the owner or duly authorized owner's agent and all information in this questionnaire, any required attachments, and on the concept plan is accurate. I understand that if any information is false, it may be grounds for revocation of the Special Use Authorization.

Applicant's Signature Dean B. Douglas

Print Applicant's Name Dean B. Douglas

Date signed 8/8/2019

Introduction of Images

The following images were obtained from Google Earth. The date the images were taken was January 3, 2015.

The first image is a map from AZ 82 to the Training Center

The second image is of the Training Center to include the classroom and the property boundaries in blue. The parking area in red and Shooting Range 2 in tan have been bulldozed clear since this image was taken. Also, Shooting Range 1 has been widened.

The third image shows distance and direction in green from the bullet traps of the two closest homes.

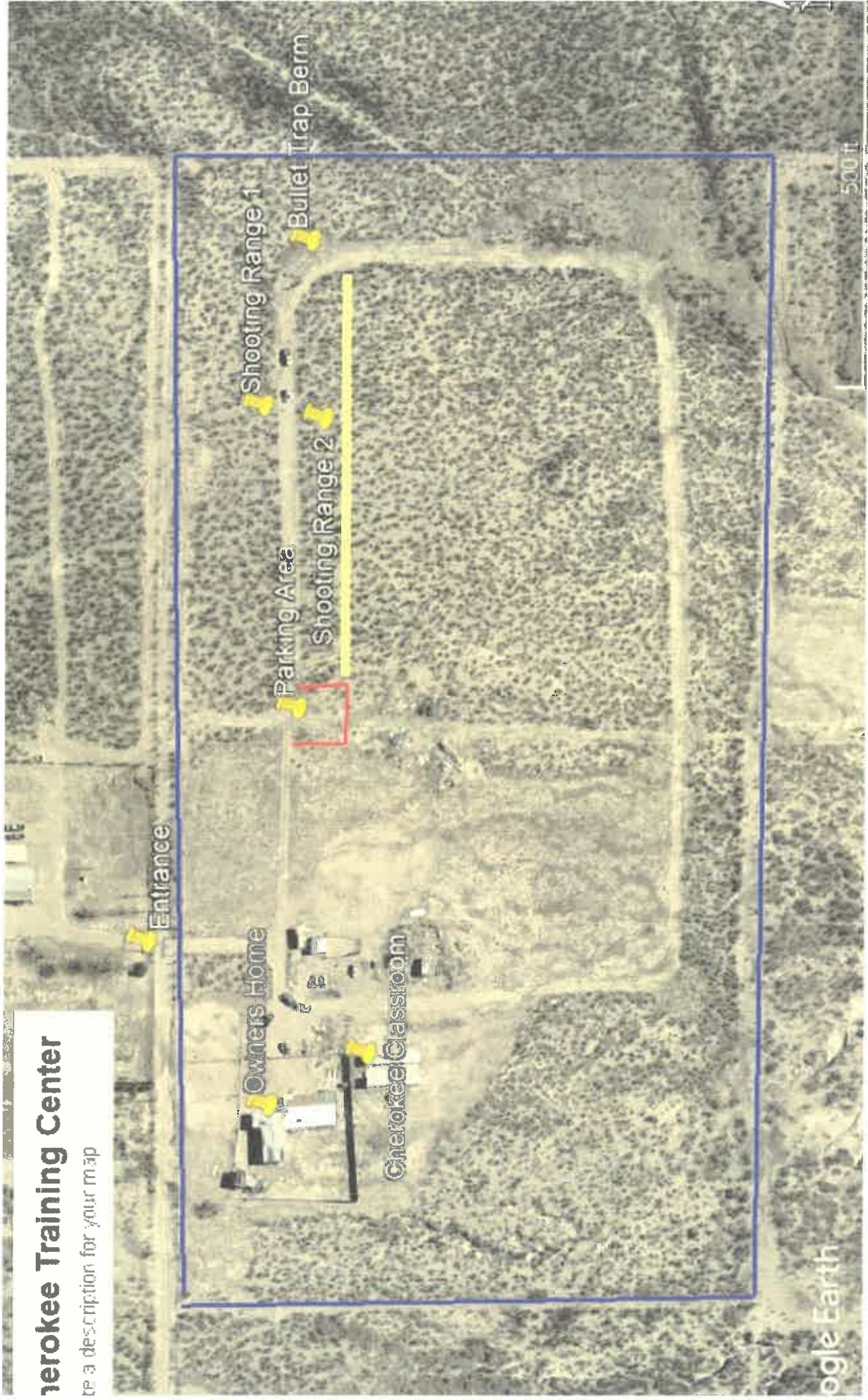
The fourth image shows the terrain beyond the bullet traps for three miles. There are no homes or structures of any kind.



Map From AZ 82 To Training Center

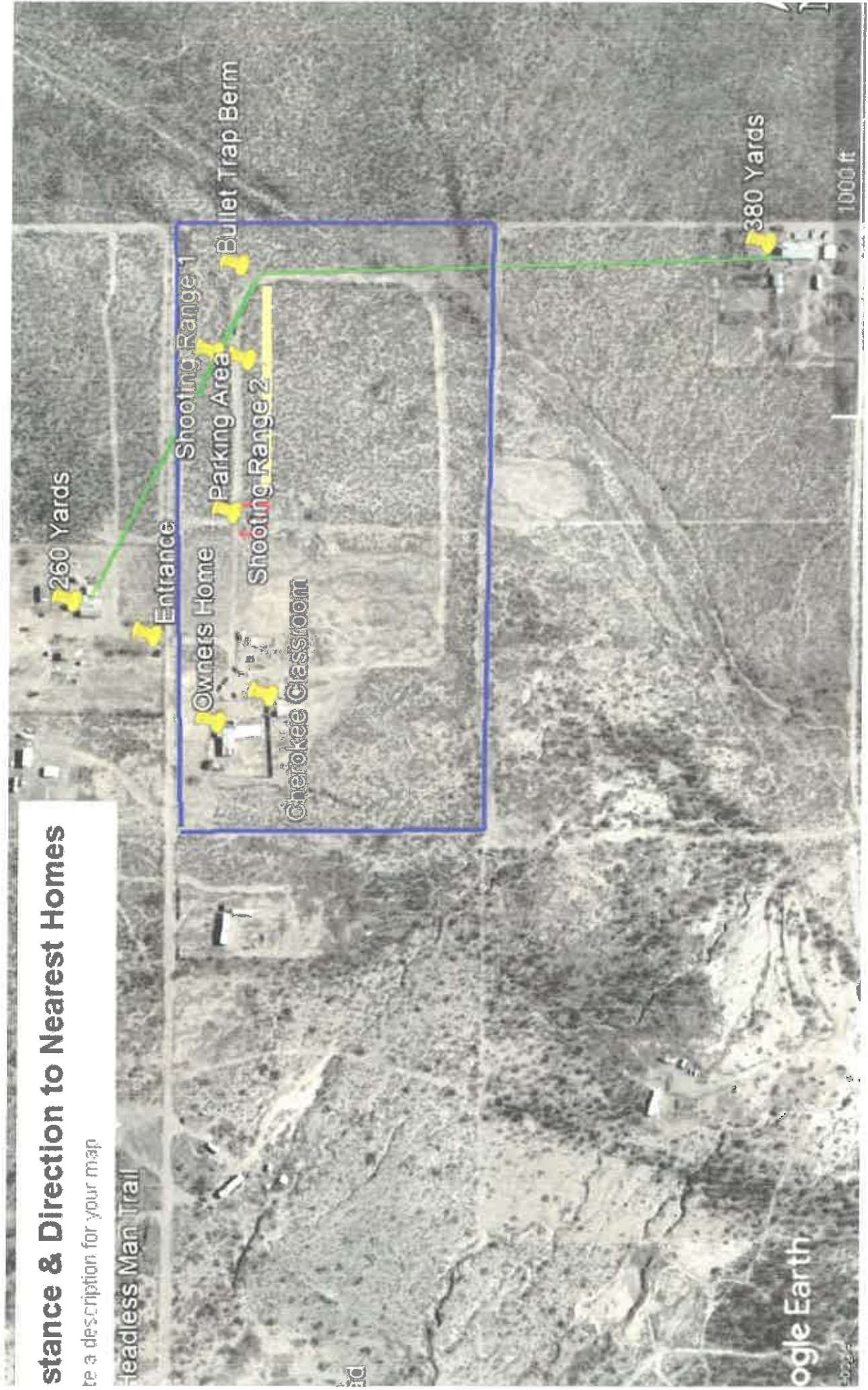
Cherokee Training Center

Use this map to get a description for your map



Distance & Direction to Nearest Homes


Get a description for your map



3

Miles to San Pedro River

to a description for your map



The Terrain beyond The bullet Traps

Range Standard Operating Procedures (SOP)



Table of Contents

1.0	Introduction -----	3
1.1	Purpose of this SOP -----	3
1.2	Control -----	3
2.0	Administration & Logistics -----	3
2.1	Cherokee Training Center -----	3
2.2	Parking -----	4
3.0	Safety -----	4
3.1	Range Safety Officer -----	4
3.2	Instructors & Range Personnel -----	4
4.0	Rules & Regulations -----	5
4.1	General Rules & Regulations -----	5
4.2	Range & Weapon Safety Rules -----	6
4.3	Hygiene -----	7
5.0	Medical -----	8
5.1	Minor Injury or Incident -----	8
5.2	Serious Injury or Medical Emergency -----	8

1.0 Introduction

1.1 Purpose of this SOP

To ensure everyone who uses the range is safe, first and foremost. The human element who may be on this range at any given time must be controlled in a precise and orderly manner.

1.2 Control

All shooting activities will be monitored and controlled by a designated Range Safety Officer. All arriving firearms will be made safe and no ammunition in or near the firearm until the time of intended use. Handguns will be holstered or left on the bench with the action open. Long guns will be on the bench or grounded with the action open.

Instructors or Event Coordinators will have read and know this SOP. The Range Safety Officer will monitor the activities for safety. Instructors and Event Coordinators will make any adjustments to their program as directed by the Range Safety Officer.

Range rules and Weapon Handling Safety Rules will be read to participants prior to any shooting iterations.

All participants will sign a Release of Liability form prior to any activities on the range.

Exceptions can be made for Law Enforcement, Military or Special Operations approved entities to maintain their standards of training.

2.0 Administration & Logistics

2.1 Cherokee Training Center

Dean Douglas and Bonnie Miller are the owners of the classroom and shooting ranges and have the final say about anything at their facility. All courses, classes, training or events will be scheduled through B. Miller with as much advanced notice as possible.

Some of Raven One-Five steel targets are kept at the classroom. There are two portable tables and seven folding chairs in the classroom that can be used on the range. Paper targets, target backers, medic kit and range kit need to be trucked in the day of training or the day prior.

There is no permanent bathroom facility on the range at this time. We rent a port-a-potty for longer/larger classes. We bring a jug of water for washing hands. We also bring large trash bags and keep the range clean of trash throughout the event to ensure winds or dust devils do not blow trash around the area.

2.2 Parking

Students are generally met at the Chevron gas station in Whetstone and led to the Training Center. Thus, all the students are arriving at the same time. For handgun classes, Range Personnel will direct arriving students to angle park on the range beginning 20 yards behind the intended shooting-line. For carbine classes students will park at the designated parking areas behind the beginning of the range.

3.0 Safety

3.1 Range Safety Officer

The range safety officer is a person that has to have vast knowledge when it comes to the rules of the range they are working as well as many types of weapons. They need to be able to use, handle and deal with any possible malfunctions while on staff. The officer is responsible for the range in full, which will include checking the facility for any repairs that may be necessary. They also need to be ready to talk to and teach others about the rules and what they need to do to follow these rules. They also need to be trained in what to do if there is any kind of emergency to safely shut down the range and get everyone to a secure location.

3.2 Instructors & Range Personnel

1. All firearms will be checked and made safe by Instructors or Range Personnel upon the arrival of individuals. Upon being cleared, handguns will be holstered or benched. Long guns will be benched or grounded. All firearms benched or grounded will be left with the action open. No firearm will be handled unless directed to do so by an Instructor or Range Personnel.
2. Loading of firearms or magazines in preparation for a shooting iteration can be done at the designated preparation point. Firearms with attached magazines (Example: Shotgun) will not have a round loaded into the chamber until on the shooting-line and directed to do so by the Instructor or Range Personnel. Revolvers will only be loaded on the shooting-line as directed by the Instructor or Range Personnel.
3. The Range Personnel to shooter ratio is 1:2 for beginner shooter classes. More advanced shooters and classes can be increased to a

maximum of 1:4. There may be exceptions to these ratios for Law Enforcement, Military and Special Teams/Personnel.

4. The shooting-line will be controlled with loud verbal directions and commands. Range Personnel will ensure the shooters they are responsible for have a full understanding of the directions and commands.
5. The range is "Cold" until the command of "The Range is Hot" is given. No firearm will be handled until the range is Hot. Once the shooting iteration is complete and all firearms have been unloaded, safety inspected and holstered or grounded, the shooting-line will be declared as Cold. Weapons cannot be handled until the range is Hot again.
6. Tactical training and shooting that includes any type of movement will be conducted by a well trained and experienced Lead Instructor. For moving shooter iterations, moving shooters will be closely shadowed by Range Personnel.

4.0 Rules & Regulations

4.1 General Rules & Regulations

1. ALCOHOL AND DRUGS ON THE SHOOTING RANGE ARE PROHIBITED.
2. Know, understand and use designated range firing commands.
3. No pets on the shooting range.
4. Parking of all vehicles must be in approved parking areas only.
5. All persons on the shooting range must obey the rules and regulations and conduct themselves in a responsible manner.
6. All scheduled and planned shooting events must have an assigned Range Safety Officer present.
7. The assigned Range Safety Officer has absolute authority during any shooting activity. Follow the RSO's instructions and range commands at all times.
8. Anyone consistently violating safety rules will be asked to remove themselves from the range.
9. No minor, under the age of 18, will be allowed on the range without parents or assigned guardian.
10. The First Aid Kit will be placed near the event area and its location will be announced to all participants.
11. Trash and Brass will be cleaned off the range at the end of any event.

4.2 Range & Weapon Safety Rules

1. All Federal, State and Local firearms laws must be obeyed.
2. All firearms not on the firing line must be unloaded and holstered or unloaded with the action open and the magazine removed.
3. All shooters must have read and signed the Raven One-Five, LLC Release of Liability form prior to participation on the range.
4. Eye and hearing protection will be worn during shooting iterations
5. Commands issued by Instructors and Range Personnel must be obeyed immediately and without question.
6. Anyone on the range can call "Cease Fire" at any time if they see an unsafe act or situation.
7. When the command of "Cease Fire" is given:
 - Stop shooting and moving **IMMEDIATELY**
 - Remove your finger from the trigger
 - Keep your gun pointed in a safe direction
 - Wait for further instructions
8. Nobody other than Instructors or Range Personnel may go forward of the firing line unless authorized to do so by an Instructor or Range Personnel.
9. When the firing line is declared "Clear" or "Cold":
 - All handguns will be unloaded, Safety Inspected and holstered before the firing line is declared to be "Cold." All long-guns will be unloaded, Safety Inspected, action open and placed on the ground with the muzzle pointing down-range before the firing line is declared to be "Cold."
 - No firearms may be handled while the firing line is "Cold."
 - Nobody may step forward of the firing line unless authorized or directed to do so by an Instructor or Range Personnel.
10. Lateral and Vertical shooting limits.
11. Cross firing of targets is prohibited.
12. Only belt holsters or thigh holsters, placed on the same hip or thigh as the shooting hand, may be used on the range. Shoulder holsters and cross draw holsters may not be used unless authorized by an

Instructor. Serpa type holsters must have the retention feature disabled.

13. Any dropped or fallen objects will not be picked up until the shooting-line is declared "Cold."
14. Instructors or Range Personnel reserve the right to inspect any firearm or ammunition at any time.
15. Uses of alcohol, illicit drugs or prescription drugs that impair the shooters ability to function normally, either during or prior to the shooting event are strictly prohibited.

Weapon Handling Safety Rules

1. Handle firearms as if they are loaded at all times.
2. The muzzle of the weapon is always pointed in a safe direction, never at or in the direction of other people.
3. Keep your finger off the trigger unless you intend to fire the weapon.
4. Be sure of your target and what is beyond your target.
5. Weapon safety features are engaged until time of use. The weapon features are re-engaged as soon as you are done firing the weapon.
6. Never handle a weapon while under the influence of alcohol or drugs.
7. No horseplay while in possession of a weapon or a weapon is in the immediate vicinity.

FAILURE TO ABIDE BY THESE RANGE SAFETY OR WEAPON SAFETY RULES WILL RESULT IN A REPRIMAND OR YOUR REMOVAL FROM THE RANGE.

4.3 Hygiene

Exposure to lead is harmful to human health. When shooting a firearm or even near someone shooting a firearm you are exposed to vaporized lead. Proper hygiene is important to your health.

- Refrain from consuming food and/or drink, smoking, applying makeup, or placing your hands in the proximity to your mouth or nose while on the range or cleaning a firearm.
- Range patrons are advised to wash with cool water following shooting activities.

- Change and wash clothing after a shooting or firearm cleaning session to minimize exposure to airborne lead or solvent and cleaning product residues.
- Pregnant women and children under seven years of age, and others who have health concerns should consult a physician before visiting shooting ranges.

5.0 Medical

There will be a clearly marked medical kit at every class, training or event. It will be announced to everyone where the kit is located.

5.1 Minor Injury or Incident

Extreme Temperatures: When training in extreme heat or cold, monitor everyone at the event for their condition from the effects of the extreme temperature. If someone is showing signs of hypothermia or heat exhaustion, get them off the line and treat their symptoms.

Minor Injury: Get the injured person off the shooting-line to a location where the injury can be treated.

5.2 Serious Injury or Medical Emergency

- All training/shooting will stop until the situation is stabilized.
- 911 will be called immediately.
- Instructors and or Range Personnel will do what they can for the victim.
- Someone will be sent to meet the ambulance at Sanders Road and Blackberry Road and lead them to the victim.
- If there is an injury involving a firearm, an Instructor or Range Personnel will take possession of the firearm, make the firearm safe and maintain possession until Law Enforcement takes control of the firearm or determines the firearm may be released.
- The Lead-Instructor will write an incident report at his/her earliest opportunity.

6.0 Shooting Procedures

6.1 Instructor and Range Personnel Brief

When we have a large number of students, we will divide them into two groups for shooting iterations. This requires tight coordination of Instructors to present a class safely and effectively. As always safety is the first and foremost of importance.

- There will be no lecture training. Non-shooting training will take place with the students on the shooting line. Presentations will be “Students Follow Along” during the presentation. This will streamline the presentations as well as be more effective. Also, this will reduce the possibility of muzzle sweeping.
- We will tell the students to choose a target and stand in front of their chosen target. The students will be told to look at the number above their target and that is their number target for the rest of the day. This should prevent students from shooting at a wrong target.
- We will run the students through shooting iterations in two groups. Odd number students are Group 1 and even number students are Group 2. Ensure students are clear on what group they are in.
- The group not on the shooting line will be instructed to sit in the shade, reload magazines, drink water and wait until their group is called back to the shooting line.
- Each Instructor is responsible for two shooters. There will be a gap between your shooters. If you have a problem shooter and or weapon you may need to move the shooters closer together, which means they will be shooting off-set from their targets slightly.
- Focus 100% on your shooters for safety and shooting fundamentals. You will see where they hit the target when we go down-range and mark the targets.
- If it is a hot day or a cold day, watch your shooters for the effects of heat exhaustion or hypothermia. If you think a student is having a problem with heat,

offer to the student to go sit in the shade and drink some water. If from the cold, offer them to sit in their car with the heater on. If the student chooses to do so, ensure their weapon is safe and pull them off the line. If they choose to stay on the line and you are not sure they should, our Team Medic will evaluate the student and make the decision whether to pull them off the line or let them shoot.

- Thumb-up thumb-down hand signals is very important. I need a thumb-down during students loading and a thumb-up when your shooters are ready. I need a thumb-down during making the weapon safe and get an Instructor check and a thumb-up when your shooters have holstered.
- Mark the targets differently for each shooting iteration so that the students can clearly see which holes are from each shooting iteration. I use dashes, circles, triangles, cat eyes.
- Running two shooting groups is a lot of work for Instructors. Shooters are getting breaks throughout the shooting iterations. Instructors do not get breaks. Watch yourself for the effects of heat or cold. If we need to shut it down and recoup, we will.
- Running two shooting groups tend to put Instructors into the “Assembly Line” mindset, which is natural. Remember to stay calm, be patient and proceed at a comfortable pace for your shooters. You have to resist the natural tendency to push your shooters too hard.
- When you are hanging targets take the time to ensure the targets are flat and tight against the backer. This makes the bullet holes cleaner as well as secures the targets better against the wind.
- Dust devils are common on the range. If one hits us when we are at the targets, do your best to secure the backers to prevent the backers from being tossed at the students.

6.2 Running the Shooting-Line

Running shooting iterations safely and effectively requires complete control of the shooters. Shooters must have a complete understanding of what they will be doing. A confused shooter is a potentially dangerous shooter.

The Range Master will clearly talk the shooters through each step of the shooting iteration. Usually this is all that is needed. If there are one or more shooters that are a little confused then physically rehearse the shooting iteration until everyone is clear.

Range Personnel; if one of the shooters you are responsible for is having difficulty hearing directions or commands, repeat the directions and commands for that shooter.

If a weapon malfunctions during a shooting iteration do not call cease-fire unless there is a safety issue. Have the shooter keep the muzzle pointed in a safe direction and wait until the shooting iteration is complete. Give the Range Master a thumb-down so he knows there is an issue. Once the shooting iteration is complete and the other shooters have safety checked their weapons and have holstered or grounded their weapons, you can clear the malfunctioned weapon. The Range Master will probably have you run your "Alibi" shooter through the shooting iteration.

Anything dropped on the ground during a shooting iteration, such as a magazine, will be left on the ground until the shooting-line is Cold, which means all weapons safety checked and holstered or grounded.

6.3 Shooting Iteration Sequence

1. Range Master: "Move up to the shooting-line."
2. Range Master: "The line is Hot."
3. Range Master: Clearly tells the shooters directions for this shooting iteration and asks if anyone has any questions.
4. Range Master: "Load, make ready and stand in the high/low ready position."
(Range Personnel will give a thumb-up when their shooters are ready)

5. Range Master: Gives the shooters final directions. For example; "Shooters, on the command of Fire you will engage your target with six-rounds and return to the high-ready position."
6. Range Master: "Is the line ready?" then looks to the Range Personnel for all thumbs-up. Range Personnel who have a shooter not ready gives a thumb-down. Once his shooter is ready, he then gives a thumb-up. **Note:** *For a longer shooting-line the Range Master will check for thumbs-up from Range Personnel by including, "Ready on the Right? Ready on the left?"*
7. Range Master: "Ready on the firing line. Shooters standby (pause) Fire."
8. Range Master: At the end of the shooting iteration, "Cease fire, cease fire, cease fire." (Always call "Cease fire" three times)
9. Range Master: "Drop your magazines do a safety check, get an Instructor check and holster." (Range Personnel gives the Range Master a thumb-up when their shooters have holstered or grounded their weapons)
10. Range Master: Once everyone is holstered or weapons grounded, "The line is Cold." (Nobody handles their weapons until the line is called Hot again)

Raven One-Five, LLC

Tactical Consulting & Training

Capabilities Statement

Updated: 31 July 2019

Company Information:

Raven One-Five, LLC (Small Business)

865 Paso Robles Avenue

Sierra Vista, AZ 85635

POC: James A. Martin (Owner)

520-678-6613

Ravenonefive15@gmail.com

Website: ravenonefive.com

DUNS #: 079274589

CAGE CODE #: 72BB2

TABLE OF CONTENTS

1.0	Introduction	3
2.0	Raven One-Five Overview	3
3.0	Raven One-Five Current Training	3
3.1	Firearms Training	3
3.2	Non-Shooting Training	3
4.0	Team Raven Course	4
5.0	Advanced Optics Course	4
6.0	Scout Tracker Course	4
7.0	Battlefield Forensics	4
8.0	Counter Terror	4
9.0	Security Guard Program	4
10.0	Operational Activities	4
11.0	Closing Statement	4

1.0 INTRODUCTION

Raven One-Five can provide its corporate knowledge, proven methodologies, and Subject Matter Experts (SMEs) to fulfill desired training for Military, Law Enforcement and Civilians. We have existing courses that have been developed and vetted to give our students maximum capabilities at a minimal cost through innovative course development and instruction techniques. Further, Raven One-Five has the capability to analyze, design, develop and implement new courses based on the U.S. Army's Systematic Approach to Training (SAT) program.

2.0 Raven One-Five: OVERVIEW

In July 2013 Mr. James A. Martin opened a company in Arizona under the trade name of Raven One-Five, now known as Raven One-Five, LLC. Raven One-Five is a privately-owned small business. The Office is located in Sierra Vista, AZ, which is about seventy-five miles southeast of Tucson, AZ.

Raven One-Five is a tactical consulting and training company, with emphasis on firearms training for civilians, law enforcement, and the military. This includes basic through advanced pistol, basic through advanced carbine, and long-range shooting courses. We have optics courses that greatly enhance the ability to collect information through visual surveillance, photography, or video from greater distances using low-cost, off-the-shelf equipment. We also can provide Visual Tracking courses that can be used for intelligence gathering or interdiction in any terrain, from deserts to jungle.

Raven One-Five, LLC contract employees are drawn from Special Forces, Army Rangers, Snipers, Blackwater, Law Enforcement and Aviation cultures. In addition, members have various instructor certifications to include Army Basic Instructor Course (ABIC), U.S. Army Systematic Approach to Training (SAT), and NRA instructor certifications.

3.0 Raven One-Five Current Training

3.1 Firearms Training:

- Carry Concealed Weapon (CCW)
- Beginner, intermediate and advanced Pistol
- Beginner, intermediate and Advanced Carbine
- Combat Pistol
- Combat Carbine
- Low Light / No Light Shooting
- Precision Rifle

3.2 Non-Shooting Training:

- Aware, Avoid and Escape
- Surveillance / Counter Surveillance
- Small Team Tactics and Close Quarters Battle

4.0 Team Raven Course: This is a thirteen-day course that brings students up to a Team level of skills and knowledge. This course is based on a training program given to indigenous personnel in East Timor to serve on a Special Operations team.

5.0 Advanced Optics Course: This course was designed for Special Operations to be presented overseas. A hands-on fifteen-day course that includes multiple Surveillance and Over-watch Field Training Exercises.

6.0 Scout Tracker Course: This course is designed for visual trackers to effectively collect evidence/intelligence along a track-line as well as to capture or kill insurgents. This course was vetted by locating and following real world track-lines moving north through Cochise County, AZ.

7.0 Battlefield Forensics: This course is based on concepts developed by the Raven One-Five owner while building the Battlefield Forensics program for the US Army.

8.0 Counter Terror: This is an eight-day course that teaches people who live, work or travels to countries where there is a high risk of terror attacks and being kidnapped. We designed this course for a client in South Africa.

9.0 Security Guard Program: We present the AZ DPS mandated courses for security guards, which are Unarmed Guard, Armed Guard and Guard Card Renewals. In addition, we present Shotgun, Carbine, Handcuffing, Baton, Pepper Gas and Taser.

10.0 Operational Activities: Raven One-Five has conducted several Scout Tracker operations in SE Arizona to collect intelligence value information of Mexican Cartel activities. Operation reports are turned over to Local intelligence analysts. R15 has conducted other operations to include:

- Close Personal Protection for a political candidate campaigning for office.
- Recovery of two Gopro cameras for a Discovery Channel film crew that fell from a helicopter in extremely difficult terrain.
- Operational planning and security of historical research activity in remote, difficult terrain that is controlled by the Mexican Cartels.
- Forensic analysis of 2500 year old footprints found at an archeological site near Tucson to determine number of people and movement patterns of those who left the prints.

11.0 Closing Statement

Raven One-Five courses are modular, and can be adjusted to meet a client's needs, from the classroom to the field. R15 can also build new programs as needed. R15 uses several training areas, which gives us the ability to choose the best terrain and conditions for any given class/course. R15 is Mobile Training Team (MTT) capable and can go to any location in the world.

BLACKWATER TRAINING CENTER

This is to certify that

James Martin

*has successfully completed 127 hours of training in
"High Threat Protection Operations Course"*

conducted by

Blackwater Training Center

March 17th – April 4th, 2005 Moyock, NC



J. A. Sierawski

Vice President of Training, Jim Sierawski

Puddin Ridge Road, Moyock, NC 27958

BLACKWATER TRAINING CENTER

This is to certify that

James Martin

has successfully completed the training requirements for the

WPPS II

“High Threat Protection Operations Course”

conducted by

Blackwater Training Center

October 7th, 2006

Moyock, NC



Vice President of Training, Jim Sierawski

Puddin Ridge Road, Moyock, NC 27958

BLACKWATER TRAINING CENTER

This is to certify that

James Martin

has successfully completed training in
Basic Field Firearms Officer Course

conducted by

Blackwater Training Center
February 9th - 22nd, 2006
Moyock, NC



JA Sierawski

Vice President of Training, Jim Sierawski

Puddin Ridge Road, Moyock, NC 27958

CERTIFICATE OF TRAINING

**86th Combat Support Hospital
62nd Medical brigade**

IS PLEASED TO CERTIFY THAT

JAMES MARTIN

HAS SUCCESSFULLY COMPLETED THE EAGLE FIRST RESPONDER COURSE

TC3- 1 hr
Care under fire- 1 hr
Triage - 1 hr
Patient Assessment- 5 hrs
Airway- 3 hrs
Extremity Trauma / Splint- 1 hr
Haemostatic Control / Shock- 2 hr
Tourniquet- 1 hr
IV / Saline lock- 2 hrs
CPR- 8 hrs
IED wounds and treatments 8 hrs
Combat patient scenarios- 7 hrs
Evacuation techniques- 6hrs
Total- 46 hrs

GIVEN THIS

10TH DAY OF JANUARY 2008



**PETER A. KUBAS
ITC, AN
CHIEF, CLINICAL EDUCATION**

Certificate of Appreciation

Presented To

JAMES MARTIN

OPERATION IRAQI FREEDOM

BAGHDAD IRAQ - 2008

This certificate is presented in recognition and appreciation of your efforts and devotion in supporting the High Threat Protection Mission of Operation Iraqi Freedom. Your individual initiative, performance and diligent efforts in completion of your duties have distinguished you as a true professional. On numerous occasions you went above and beyond the scope of your normal duties to assist Chief of Mission Protection Teams during normal operations and crisis situations. You have earned our utmost confidence and respect and Blackwater thanks you for all that you have done to advance the mission.



Terry W. Bar

Terry Base Deputy Project Manager
WPPS-HT Programs, Baghdad, Iraq

05 July 2008

UNITED NATIONS



NATION UNIES

UNMISSET
UN POLICE

COMMENDATION

This Commendation is hereby awarded to UN Police Officer James MARTIN CP #0396A in recognition of his untiring devotion, exemplary performance of duty, and an outstanding dedication and professionalism displayed as the Operation Commander in "Operation HOLMESEL". His leadership qualities were instrumental to the successful arrest of two [2] notorious leaders of the outlawed TIM SAKA extortion group that used to pose high security threat to the general peace within Maliana District of East Timor.

Awarded this day, the 29th July 2002, Dili, East Timor.

A handwritten signature in black ink, appearing to read "P. Miller".

Peter J. MILLER
UN Police Commissioner




UNITED NATIONS MEDAL CERTIFICATE

THIS IS TO CERTIFY THAT

James MARTIN CP - 396

HAS BEEN AWARDED THE UNITED NATIONS
MEDAL FOR SERVICE WITH THE
UNITED NATIONS MISSION OF SUPPORT
IN EAST TIMOR (UNMISSET)



DURING THE PERIOD

April 20 2001 - May 20 2004

The UNMISSET medal consists of a medallion and a ribbon. The United Nations medallion is in bronze, bears the emblem of the United Nations and the letters "UN" on the front and the inscriptions "IN THE SERVICE OF PEACE" on the reverse. The ribbon has two outer bands of UN blue, representing the UN presence in East Timor. Inside the two bands, there are two equal bars - closest to the blue, the bar is crimson, with the bar closest to the center being sunrise yellow. These colours represent the brilliant and spectacular sunrises experienced in East Timor. The center of the ribbon is a band of white, traditionally the colour of peace and hope, the goal this Mission seeks to achieve.



James A. Martin

865 Paso Robles Ave, Sierra Vista, AZ 85635

Phone: 520-678-6613 (cell)

Email: ravenonefive15@gmail.com

PROFESSIONAL SUMMARY: I bring decades of experience as a Field Officer, Intelligence Collection, Tracker, and Instructor to the jobs I take on. I have extensive experience in developing, writing and presenting training programs. I developed a Building Clearing (CQB) program and a Field Officer Evidence Collection program for the Mid-Michigan Police Academy in the 1980s. I developed a Rural Area tactics program for Eaton County Sheriff Department's Special Operations Team (SWAT). During 4.5 years in East Timor, I developed, trained, and led an indigenous team that was capable of collecting information and evidence in remote areas, analyzing what was collected, and do follow on operations based on the analysis. During my last two years in East Timor, I was tasked to perform these same missions at a National level. Counter Insurgency and Information Collection was a large part of our operations. During my three years with Blackwater USA I served on Personal Security Detail teams and was a CQB and Firearms instructor. I have been heavily involved with the development and training of the Combat Tracker Course and the Weapons Intelligence Course (WIC) on Ft. Huachuca, AZ. September 2010 to September 2011 I was assigned to the U.S. Army to analyze, design and develop Battlefield Forensics to be standardized and implemented throughout the Army as an enduring capability.

PROFESSIONAL EXPERIENCE:

- 25 years Law Enforcement
- 16 years Instructor of multiple Law Enforcement courses (Part Time)
- Over 4 years Counter Insurgency, Counter Intelligence and Special Operations in East Timor
- 3 years Personal Security Detail and Firearms Instructor in Iraq
- 3 years developing, writing and presenting training programs for U.S. Military personnel in Combat Tracking, Weapons Intelligence Collection, and Forensic Collection
- Almost 2 years as Co-Owner of Greenside Training, LLC, Director of Operations, developing training programs, instructing courses and administrative duties.
- July 2013, I began a new company; Raven One-Five, LLC – Tactical Consulting and Training. We present multiple tactical and shooting courses. In addition we analyzed, designed and developed three courses, which are: Scout Tracker, Extreme Optics and Counter Terror: SERE.

COURSE DEVELOPMENT: I completed the Army Basic Instructor Course (ABIC) at Ft Huachuca in the spring of 2009, and since then have designed and developed multiple Lesson Plans and curricula to ASAT standards, including Lesson Plans for the Weapons Intelligence Course. I completed the Systematic Approach to Training (SAT) course at Ft Huachuca in the spring of 2010 in order to write Tasks, Conditions and Standards to TRADOC standards for the Battlefield Forensic Program. This required extensive knowledge of, and skills in learning theory and instructional design for current individual training.

TRAINING ASSESSMENT EXPERIENCE: I conducted initial training assessments and needs analysis of units to identify gaps in their knowledge and skills and ensure the training we conducted filled those gaps; particularly for those units which attended our training as Pre-mobilization Training prior to deployment to a combat zone. This assessment process had to be immediately adjusted to ensure units that attend our course are combat ready.

SECURITY CLEARANCE: Secret (Inactive)

PROFESSIONAL TRAINING:

LE In-Service Courses:

1. Accident Investigation 1 and 2 (1977 and 1978)
2. Drug Enforcement Agency (DEA) (1983)
 - Surveillance
 - Develop and Control of Informants
 - Conspiracy Investigations
 - Undercover Operations
3. Hostage Negotiation (Three part training throughout 1984)
4. Security Survey of Home / Business (1990)
5. Supervisor / Command School (1993)
6. Field Training Supervisor School (1995)

Special Operations and Tactics (SWAT) (1996 thru 1999):

1. Building Clearing/Raid Tactics
2. Containment Perimeters
3. Rural Surveillance Techniques
4. Rural area Search / Clearing Tactics
5. Small Unit Tactics

Blackwater USA:

1. High Threat Protection Operations Course (2005)
2. Basic Field Firearms Officer Course (2006)
3. High Threat Protection Operations Course II (2006)
4. Eagle First Responder Course (Combat Life-Saver) (2008)

Tactical Tracking Operations School:

The following is training and experience completed during my employment with TTOS.

1. Training:
 - Army Basic Instructor Course (ABIC) – March 2009
 - The Recovery and Examination of Footwear and Tire Impression Evidence (Presented by: William J. Bodziak) – January 2010.
 - Systematic Approach to Training (SAT) – April 2011
2. Experience with diverse student backgrounds: I have been instructor for Army, other U.S. Military personnel, and foreign military students. Class

composition has ranged from Intelligence AIT students, to Infantry, Cavalry, SOF, EOD, Navy Seals, Navy SIGINT, Marine, MARSOC, Force Recon, Intelligence, Airborne, Military Intelligence, and UAS pilots.

3. Served as Lead Instructor with responsibility for 13 full-time instructors who presented resident courses and MTT training simultaneously to multiple installations across the US and Europe.
4. Tasked to analyze, design and develop a training program for Battlefield Forensics to be standardized throughout the Army for specialty teams down to maneuver unit level. The US Army intent is to make Battlefield Forensic an enduring capability.

EMPLOYMENT HISTORY:

07/2013 to Present *Raven One-Five, LLC, Owner*

Raven One-Five is a tactical consulting and training company that also presents Tracking, Optics, Self Defense, and Long Distance shooting programs. We have developed the Scout Tracker program, which blends tracking skills with battlefield forensics. A team with these skills has a substantial increased capability of collecting intelligence.

09/2011 to 08/2013 *Greenside Training LLC, Co-Owner.*

As co-owner of Greenside Training I analyze, design, and develop courses and instructors to the highest level possible. This includes vetting the courses through presentation of Instructor training sessions. My primary focus is on Greenside Training's Special Tactics Division. However, I still actively teach tracking through Greenside Training's Tactical Index Tracking Division.

9/2010 to 9/2011 *Battlefield Forensics Team Analysis and Development.*

Worked under Government Lead, George Wheat, to analyze, design and develop the Battlefield Forensic program to be standardized and implemented throughout the United States Army as an enduring capability. I coordinated with subject matter experts (SME) from existing forensic collection training programs and organized a working group to complete this task.

08/2008 to 09/2010 *Tactical Tracking Operations School, Consultant, Fort Huachuca Arizona.*

Instructor and lead instructor for tracking training to all branches of the armed forces. The courses include: Combat Tracking, Tactical Tracking, Weapons Intelligence, and Site Exploitation.

03/2005 to 07/2008 *Blackwater USA, Protective Security Consultant, Iraq.*

Member of the US Department of State's high-threat protection program in Iraq. Served three tours in Iraq as a Limousine driver/shooter in Mosul and Baghdad. Department of State firearms instructor in Baghdad.

08/1999 to 05/2004 *Dyncorp International, International Police Task Force, East Timor.*

Served as a homicide investigator for the first few months in East Timor, then assigned as a Field Information Collector. Later assigned as the Chief of Investigations while continuing as Field Information Collector. Assigned as the Commander of Bobonaro Sub-District in April 2001, and further tasked to train and lead a Special Operations team of indigenous personnel for the purpose of collecting information from remote areas and conduct operations needed as a result of the information collected. Transferred to the East Timor Capitol city of Dili to train and lead an indigenous team for Information Collection in April 2002. In December 2003, I was assigned as the Operations Advisor for the National Strategic Information Division at the National Police Headquarters. My duties as Commander of Bobonaro Sub-District and Operations Advisor for the National Strategic Information Division included working in the area of counter intelligence, which included conducting investigations of national security crimes such as espionage, treason, or subversion, and processing counterintelligence information. This included detecting, identifying, assessing, countering, exploiting, and neutralizing adversarial and terrorist threats to the national security of East Timor which had just acquired its independence from Indonesia.

04/1984 to 08/1999 *Part-Time Instructor, Mid-Michigan Police Academy/In-Service Training, Lansing MI.*

Gave regular instruction in several training programs as an additional duty.

07/1974 to 08/1999 *Eaton County Sheriff Office, Charlotte, MI.; Shift Commander/SWAT Commander*

Served as a road patrol police officer for several years, two tours on a special narcotics investigation team, Hostage/Crisis Negotiator, Negotiator Instructor, shift supervisor, and developed, trained, and commanded Eaton County Sheriff Office first SWAT team.

Cherokee Firearms And Gunsmith

My Friends and Neighbors,

My name is Dean B. Douglas, owner of Cherokee Firearms and Gunsmith. I have been in business since January 2012.

I have now teamed up with Jim Martin of Raven One-Five and we are trying to teach people the proper and safe way to use firearms. Jim has 25 years experience as a police officer, SWAT leader and SWAT instructor. He has also instructed U.S. State Department personnel. This training will take place on my private range, on my property located at:

1962 E. Headless Man Trail
Huachuca City, AZ 85616

So to expand, we are going through Cochise County Planning and Zoning. You will be receiving a follow-up letter from them in the near future.

Thank you for your time and consideration.