

General Election
Cochise County, State of Arizona
November 3, 2020

OFFICIAL RESULTS
Cumulative Report
Summary Results Report

Statistics

	TOTAL	Election Day	Early Voting	Provisional
Election Day Precincts Reporting	49 of 49	49	0	49
Precincts Complete	0 of 49	0	0	0
Precincts Partially Reported	49 of 49	49	0	49
Absentee/ Early Precincts Reporting	49 of 49	49	49	0
Registered Voters - Total	82,018			
Ballots Cast - Total	60,963	9,435	48,865	2,663
Ballots Cast - Blank	112	0	109	3
Voter Turnout - Total	74.33%			

General Election
Cochise County, State of Arizona
November 3, 2020

OFFICIAL RESULTS
Cumulative Report
Summary Results Report

Presidential Electors

Vote For 1

	TOTAL	VOTE %	Election Day	Early Voting	Provisional
REP TRUMP / PENCE	35,557	58.33%	7,714	25,934	1,909
DEM BIDEN / HARRIS	23,732	38.93%	1,495	21,563	674
LBT JORGENSEN / COHEN	1,153	1.89%	166	931	56
Write-In: Unofficial	192	0.31%	30	151	11
Write-In: GRN HAWKINS / WALKER	25	0.04%	2	23	0
Write-In: NONE SIMMONS / ROZE	5	0.01%	1	3	1
Write-In: NONE BODDIE / STONEHAM	1	0.00%	0	1	0
Write-In Totals	223	0.37%	33	178	12
Not Assigned	0	0.00%	0	0	0
Total Votes Cast	60,664	99.51%	9,408	48,606	2,650
Overvotes	24	0.04%	0	24	0
Undervotes	275	0.45%	27	235	13

U. S. Senator

Vote For 1

	TOTAL	VOTE %	Election Day	Early Voting	Provisional
REP McSally, Martha	35,214	57.76%	7,651	25,704	1,859
DEM Kelly, Mark	24,843	40.75%	1,680	22,401	762
Write-In: Unofficial	163	0.27%	42	109	12
Write-In: LBT Dorchester, Matthew	8	0.01%	1	7	0
Write-In: IND Haupt, Mathew	6	0.01%	0	5	1
Write-In: IND Beckett, Christopher	3	0.00%	1	2	0
Write-In: REP Schiess, John	2	0.00%	0	2	0
Write-In: REP Simmons, Debbie	2	0.00%	0	2	0
Write-In: DEM Arif, Mohammad "Mike Obama"	2	0.00%	1	1	0
Write-In: UPA Rodriguez, Joshua	2	0.00%	0	2	0
Write-In: REP Davida, Edward	1	0.00%	1	0	0
Write-In: DEM Kapadia, Perry	1	0.00%	0	1	0
Write-In: NONE Stevens, Jim	1	0.00%	0	1	0
Write-In: IRP Glenn, Nicholas N.	1	0.00%	0	1	0
Write-In Totals	192	0.31%	46	133	13
Not Assigned	0	0.00%	0	0	0
Total Votes Cast	60,249	98.83%	9,377	48,238	2,634
Overvotes	9	0.01%	0	9	0
Undervotes	705	1.16%	58	618	29

General Election
Cochise County, State of Arizona
November 3, 2020

OFFICIAL RESULTS
Cumulative Report
Summary Results Report

U. S. Representative in Congress Dist. 2

Vote For 1

	TOTAL	VOTE %	Election Day	Early Voting	Provisional
REP Martin, Brandon	34,796	57.08%	7,538	25,408	1,850
DEM Kirkpatrick, Ann	24,288	39.84%	1,757	21,779	752
Write-In: Unofficial	104	0.17%	17	83	4
Write-In: IND Bah, Iman	28	0.05%	1	27	0
Write-In: CSM Schlass, Brandon	6	0.01%	2	4	0
Write-In Totals	138	0.23%	20	114	4
Not Assigned	0	0.00%	0	0	0
Total Votes Cast	59,218	97.14%	9,314	47,298	2,606
Overvotes	11	0.02%	0	11	0
Undervotes	1,734	2.84%	121	1,556	57

State Senator Dist. 14

Vote For 1

	TOTAL	VOTE %	Election Day	Early Voting	Provisional
REP Gowan, David	35,699	58.67%	7,715	26,098	1,886
DEM Karp, Bob	22,983	37.77%	1,523	20,750	710
Write-In Totals	108	0.18%	24	76	8
Not Assigned	108	0.18%	24	76	8
Total Votes Cast	58,790	96.61%	9,262	46,924	2,604
Overvotes	9	0.01%	0	9	0
Undervotes	2,053	3.37%	148	1,849	56

State Representative Dist. 14

Vote For 2

	TOTAL	VOTE %	Election Day	Early Voting	Provisional
REP Griffin, Gail	34,283	28.17%	7,549	24,888	1,846
REP Nutt, Becky	33,455	27.49%	7,488	24,160	1,807
DEM Beach - Moschetti, Kimberly "Kim"	21,020	17.27%	1,523	18,821	676
DEM Maestas-Condos, Ronnie	18,818	15.46%	1,305	16,913	600
Write-In: Unofficial 1	103	0.08%	25	69	9
Write-In: Unofficial 2	30	0.02%	9	18	3
Write-In: DEM Hampton, Joshua	7	0.01%	0	7	0
Write-In Totals	140	0.12%	34	94	12
Not Assigned	0	0.00%	0	0	0
Total Votes Cast	107,715	88.51%	17,899	84,875	4,941
Overvotes	16	0.01%	0	16	0
Undervotes	13,973	11.48%	921	12,673	379

General Election
Cochise County, State of Arizona
November 3, 2020

OFFICIAL RESULTS
Cumulative Report
Summary Results Report

Corporation Commissioner

Vote For 3

	TOTAL	VOTE %	Election Day	Early Voting	Provisional
REP Marquez Peterson, Lea	33,046	18.10%	7,408	23,825	1,813
REP O'Connor, James "Jim"	32,631	17.87%	7,477	23,361	1,793
REP Sloan, Eric	31,288	17.14%	7,192	22,381	1,715
DEM Tovar, Anna	21,895	11.99%	1,599	19,582	714
DEM Mundell, William "Bill"	19,326	10.59%	1,447	17,242	637
DEM Stanfield, Shea	18,693	10.24%	1,409	16,649	635
Write-In: Unofficial 1	105	0.06%	30	67	8
Write-In: Unofficial 2	37	0.02%	13	21	3
Write-In: Unofficial 3	30	0.02%	9	19	2
Write-In: NONE Gibson, Christina	14	0.01%	3	11	0
Write-In: REP Finerd, Patrick	6	0.00%	1	5	0
Write-In Totals	192	0.11%	56	123	13
Not Assigned	0	0.00%	0	0	0
Total Votes Cast	157,071	86.04%	26,588	123,163	7,320
Overvotes	36	0.02%	0	36	0
Undervotes	25,449	13.94%	1,642	23,147	660

Board of Supervisors Dist. 1

Vote For 1

	TOTAL	VOTE %	Election Day	Early Voting	Provisional
REP Crosby, Tom	18,847	76.82%	3,086	14,961	800
Write-In Totals	613	2.50%	72	523	18
Not Assigned	613	2.50%	72	523	18
Total Votes Cast	19,460	79.32%	3,158	15,484	818
Overvotes	2	0.01%	0	2	0
Undervotes	5,073	20.68%	178	4,845	50

Board of Supervisors Dist. 2

Vote For 1

	TOTAL	VOTE %	Election Day	Early Voting	Provisional
DEM English, Ann	9,484	52.56%	613	8,558	313
REP Kilpatrick, Lori	8,005	44.36%	1,610	5,940	455
Write-In: IND Eickenbrock, Anna	37	0.20%	3	32	2
Write-In: Unofficial	35	0.19%	5	30	0
Write-In Totals	72	0.40%	8	62	2
Not Assigned	0	0.00%	0	0	0
Total Votes Cast	17,559	97.31%	2,231	14,558	770
Overvotes	8	0.04%	0	8	0
Undervotes	478	2.65%	29	438	11

General Election
Cochise County, State of Arizona
November 3, 2020

OFFICIAL RESULTS
Cumulative Report
Summary Results Report

Board of Supervisors Dist. 3

Vote For 1

	TOTAL	VOTE %	Election Day	Early Voting	Provisional
REP Judd, Peggy	14,725	80.59%	3,535	10,247	943
Write-In Totals	428	2.34%	89	316	23
Not Assigned	428	2.34%	89	316	23
Total Votes Cast	15,153	82.93%	3,624	10,563	966
Overvotes	1	0.01%	0	1	0
Undervotes	3,118	17.06%	190	2,883	45

County Assessor

Vote For 1

	TOTAL	VOTE %	Election Day	Early Voting	Provisional
REP Leiendecker, Philip S.	47,929	78.76%	8,812	36,680	2,437
Write-In Totals	879	1.44%	103	731	45
Not Assigned	879	1.44%	103	731	45
Total Votes Cast	48,808	80.21%	8,915	37,411	2,482
Overvotes	8	0.01%	0	8	0
Undervotes	12,036	19.78%	495	11,363	178

County Attorney

Vote For 1

	TOTAL	VOTE %	Election Day	Early Voting	Provisional
REP McIntyre, Brian M.	47,250	77.65%	8,804	36,022	2,424
Write-In Totals	888	1.46%	100	736	52
Not Assigned	888	1.46%	100	736	52
Total Votes Cast	48,138	79.11%	8,904	36,758	2,476
Overvotes	6	0.01%	0	6	0
Undervotes	12,708	20.88%	506	12,018	184

County Recorder

Vote For 1

	TOTAL	VOTE %	Election Day	Early Voting	Provisional
REP Stevens, David W.	47,652	78.31%	8,836	36,379	2,437
Write-In Totals	761	1.25%	80	642	39
Not Assigned	761	1.25%	80	642	39
Total Votes Cast	48,413	79.56%	8,916	37,021	2,476
Overvotes	2	0.00%	0	2	0
Undervotes	12,437	20.44%	494	11,759	184

General Election
Cochise County, State of Arizona
November 3, 2020

OFFICIAL RESULTS
Cumulative Report
Summary Results Report

County School Superintendent

Vote For 1

	TOTAL	VOTE %	Election Day	Early Voting	Provisional
REP Clay, Jacqui	36,388	59.80%	7,564	26,977	1,847
DEM Thomas, Sharon	21,681	35.63%	1,630	19,319	732
Write-In Totals	110	0.18%	18	86	6
Not Assigned	110	0.18%	18	86	6
Total Votes Cast	58,179	95.61%	9,212	46,382	2,585
Overvotes	9	0.01%	0	9	0
Undervotes	2,664	4.38%	198	2,391	75

County Sheriff

Vote For 1

	TOTAL	VOTE %	Election Day	Early Voting	Provisional
REP Dannels, Mark	48,644	79.94%	8,830	37,409	2,405
Write-In Totals	1,106	1.82%	135	901	70
Not Assigned	1,106	1.82%	135	901	70
Total Votes Cast	49,750	81.76%	8,965	38,310	2,475
Overvotes	10	0.02%	0	10	0
Undervotes	11,092	18.23%	445	10,462	185

County Treasurer

Vote For 1

	TOTAL	VOTE %	Election Day	Early Voting	Provisional
REP Traywick, Catherine "Cathy"	48,362	79.47%	8,829	37,101	2,432
Write-In Totals	741	1.22%	82	625	34
Not Assigned	741	1.22%	82	625	34
Total Votes Cast	49,103	80.69%	8,911	37,726	2,466
Overvotes	3	0.00%	0	3	0
Undervotes	11,746	19.30%	499	11,053	194

Justice of the Peace Prec. 5

Vote For 1

	TOTAL	VOTE %	Election Day	Early Voting	Provisional
REP Curfman, Kenneth	21,237	62.38%	4,130	16,159	948
DEM Drumlevitch, Adele	11,151	32.76%	822	9,991	338
Write-In Totals	85	0.25%	11	68	6
Not Assigned	85	0.25%	11	68	6
Total Votes Cast	32,473	95.39%	4,963	26,218	1,292
Overvotes	7	0.02%	0	7	0
Undervotes	1,562	4.59%	124	1,395	43

General Election
Cochise County, State of Arizona
November 3, 2020

OFFICIAL RESULTS
Cumulative Report
Summary Results Report

Constable Prec. 4

Vote For 1

	TOTAL	VOTE %	Election Day	Early Voting	Provisional
Write-In Totals	627	13.40%	314	245	68
Not Assigned	627	13.40%	314	245	68
Total Votes Cast	627	13.40%	314	245	68
Overvotes	0	0.00%	0	0	0
Undervotes	4,052	86.60%	869	3,002	181

Retain Supreme Court Justice BRUTINEL

Vote For 1

	TOTAL	VOTE %	Election Day	Early Voting	Provisional
YES / SÍ	42,978	70.63%	7,470	33,485	2,023
NO / NO	9,530	15.66%	1,337	7,747	446
Total Votes Cast	52,508	86.29%	8,807	41,232	2,469
Overvotes	17	0.03%	0	17	0
Undervotes	8,327	13.68%	603	7,533	191

Retain Supreme Court Justice GOULD

Vote For 1

	TOTAL	VOTE %	Election Day	Early Voting	Provisional
YES / SÍ	41,421	68.07%	7,392	32,016	2,013
NO / NO	10,685	17.56%	1,340	8,904	441
Total Votes Cast	52,106	85.63%	8,732	40,920	2,454
Overvotes	8	0.01%	0	8	0
Undervotes	8,738	14.36%	678	7,854	206

Retain Supreme Court Justice LOPEZ IV

Vote For 1

	TOTAL	VOTE %	Election Day	Early Voting	Provisional
YES / SÍ	42,276	69.47%	7,310	32,957	2,009
NO / NO	9,561	15.71%	1,429	7,697	435
Total Votes Cast	51,837	85.19%	8,739	40,654	2,444
Overvotes	5	0.01%	0	5	0
Undervotes	9,010	14.81%	671	8,123	216

Retain Court of Appeals Div II Judge EPPICH

Vote For 1

	TOTAL	VOTE %	Election Day	Early Voting	Provisional
YES / SÍ	41,956	68.95%	7,363	32,603	1,990
NO / NO	9,639	15.84%	1,338	7,846	455
Total Votes Cast	51,595	84.79%	8,701	40,449	2,445
Overvotes	28	0.05%	0	28	0
Undervotes	9,229	15.17%	709	8,305	215

General Election
Cochise County, State of Arizona
November 3, 2020

OFFICIAL RESULTS
Cumulative Report
Summary Results Report

Retain Court of Appeals Div II Judge VASQUEZ

Vote For 1

	TOTAL	VOTE %	Election Day	Early Voting	Provisional
YES / SÍ	41,514	68.22%	6,982	32,578	1,954
NO / NO	9,638	15.84%	1,699	7,454	485
Total Votes Cast	51,152	84.06%	8,681	40,032	2,439
Overvotes	6	0.01%	0	6	0
Undervotes	9,694	15.93%	729	8,744	221

Judge of the Superior Court Div. 4

Vote For 1

	TOTAL	VOTE %	Election Day	Early Voting	Provisional
Dickerson, Tim	47,715	78.41%	8,481	36,860	2,374
Write-In Totals	748	1.23%	129	581	38
Not Assigned	748	1.23%	129	581	38
Total Votes Cast	48,463	79.64%	8,610	37,441	2,412
Overvotes	9	0.01%	0	9	0
Undervotes	12,380	20.34%	800	11,332	248

Judge of the Superior Court Div. 5

Vote For 1

	TOTAL	VOTE %	Election Day	Early Voting	Provisional
Lindstrom, Jason	19,443	31.95%	3,511	15,034	898
Carl, Anne	18,424	30.28%	2,116	15,635	673
Russell, Sandy	14,740	24.22%	2,890	11,016	834
Write-In Totals	302	0.50%	68	209	25
Not Assigned	302	0.50%	68	209	25
Total Votes Cast	52,909	86.95%	8,585	41,894	2,430
Overvotes	53	0.09%	0	53	0
Undervotes	7,890	12.97%	825	6,835	230

Board Member Bisbee USD 2

Vote For 3

	TOTAL	VOTE %	Election Day	Early Voting	Provisional
Loy, Carol	1,656	14.58%	132	1,490	34
Vertrees, Christopher	1,506	13.26%	160	1,298	48
Littrell, Ann	1,493	13.14%	127	1,335	31
Williams, Alison	1,447	12.74%	109	1,310	28
Rodríguez, Elyse	1,286	11.32%	140	1,106	40
Write-In Totals	38	0.33%	13	25	0
Not Assigned	38	0.33%	13	25	0
Total Votes Cast	7,426	65.38%	681	6,564	181
Overvotes	3	0.03%	0	3	0
Undervotes	3,929	34.59%	159	3,717	53

General Election
Cochise County, State of Arizona
November 3, 2020

OFFICIAL RESULTS
Cumulative Report
Summary Results Report

Board Member Bowie USD 14

Vote For 5

	TOTAL	VOTE %	Election Day	Early Voting	Provisional
Klump, John Lloyd	127	11.76%	51	64	12
Klump, Riley	126	11.67%	47	67	12
Portugal, Ricardo	115	10.65%	45	60	10
Goodman, Jeff	110	10.19%	51	53	6
Myers, Michael	106	9.81%	45	50	11
Garris, George	74	6.85%	26	47	1
Ragan, Dean	68	6.30%	25	40	3
Write-In Totals	72	6.67%	10	57	5
Not Assigned	72	6.67%	10	57	5
Total Votes Cast	798	73.89%	300	438	60
Overvotes	5	0.46%	0	5	0
Undervotes	277	25.65%	75	182	20

Board Member Sierra Vista USD 68

Vote For 3

	TOTAL	VOTE %	Election Day	Early Voting	Provisional
Robinson, Kimberly	15,017	19.18%	2,522	11,799	696
Johnson, Maudelynn "Connie"	12,941	16.53%	2,179	10,144	618
Boutte, Yulonda	12,713	16.24%	1,933	10,226	554
Kiyabu, Kale	10,377	13.25%	1,948	7,936	493
Write-In Totals	506	0.65%	123	339	44
Not Assigned	506	0.65%	123	339	44
Total Votes Cast	51,554	65.84%	8,705	40,444	2,405
Overvotes	45	0.06%	0	45	0
Undervotes	26,698	34.10%	2,242	23,831	625

Board Member St. David USD 21

Vote For 3

	TOTAL	VOTE %	Election Day	Early Voting	Provisional
Kartchner, Jacob	1,078	17.42%	266	752	60
DeSpain, Dustin	894	14.44%	217	633	44
Davis, Jay Tyler	709	11.46%	159	520	30
Allred, Amy	675	10.91%	141	492	42
Etter, Jessica	623	10.07%	138	450	35
Kirschmann, Robert	508	8.21%	138	343	27
Write-In Totals	40	0.65%	10	30	0
Not Assigned	40	0.65%	10	30	0
Total Votes Cast	4,527	73.15%	1,069	3,220	238
Overvotes	3	0.05%	0	3	0
Undervotes	1,659	26.81%	122	1,475	62

General Election
Cochise County, State of Arizona
November 3, 2020

OFFICIAL RESULTS
Cumulative Report
Summary Results Report

Board Member Bowie FD 02

Vote For 2

	TOTAL	VOTE %	Election Day	Early Voting	Provisional
Turner, Loren	120	37.74%	45	66	9
Write-In: Christiarnsson, Florina	34	10.69%	12	20	2
Write-In: Unofficial 1	12	3.77%	6	2	4
Write-In: Goodman, Penni	8	2.52%	6	2	0
Write-In Totals	54	16.98%	24	24	6
Not Assigned	0	0.00%	0	0	0
Total Votes Cast	174	54.72%	69	90	15
Overvotes	0	0.00%	0	0	0
Undervotes	144	45.28%	41	90	13

Board Member Palominas FD 06

Vote For 2

	TOTAL	VOTE %	Election Day	Early Voting	Provisional
Kean, Michael	882	20.64%	156	684	42
Chouinard, Catherine	833	19.49%	82	726	25
Ferrel, Dennis	705	16.50%	115	556	34
Maas, Neal	576	13.48%	105	452	19
Write-In Totals	21	0.49%	2	17	2
Not Assigned	21	0.49%	2	17	2
Total Votes Cast	3,017	70.59%	460	2,435	122
Overvotes	4	0.09%	0	4	0
Undervotes	1,253	29.32%	86	1,147	20

Board Member Naco Sanitary Dist.

Vote For 2

	TOTAL	VOTE %	Election Day	Early Voting	Provisional
Dey, Stephen	128	25.00%	24	97	7
Behney, Charles	124	24.22%	24	94	6
Write-In: Vardaman, Emilie	30	5.86%	1	29	0
Write-In: Unofficial 1	9	1.76%	2	7	0
Write-In: Unofficial 2	3	0.59%	1	2	0
Write-In Totals	42	8.20%	4	38	0
Not Assigned	0	0.00%	0	0	0
Total Votes Cast	294	57.42%	52	229	13
Overvotes	0	0.00%	0	0	0
Undervotes	218	42.58%	12	201	5

General Election
Cochise County, State of Arizona
November 3, 2020

OFFICIAL RESULTS
Cumulative Report
Summary Results Report

Council Member Sierra Vista

Vote For 3

	TOTAL	VOTE %	Election Day	Early Voting	Provisional
Landry, Angelica	12,910	20.70%	2,294	9,955	661
Gray, Rachel	12,879	20.65%	2,269	9,954	656
Write-In: Unofficial 1	1,289	2.07%	510	594	185
Write-In: Johnson, Gregory L.	1,077	1.73%	161	890	26
Write-In: Boston, Kathy	1,010	1.62%	127	855	28
Write-In: Malone, Daman	632	1.01%	72	547	13
Write-In: Rich, Frank	452	0.72%	85	353	14
Write-In: Unofficial 2	121	0.19%	37	70	14
Write-In: Unofficial 3	54	0.09%	16	32	6
Write-In Totals	4,635	7.43%	1,008	3,341	286
Not Assigned	0	0.00%	0	0	0
Total Votes Cast	30,424	48.79%	5,571	23,250	1,603
Overvotes	3	0.00%	0	3	0
Undervotes	31,928	51.20%	3,327	27,648	953

Council Member Huachuca City

Vote For 1

	TOTAL	VOTE %	Election Day	Early Voting	Provisional
Trate, Debra	556	81.41%	136	376	44
Write-In Totals	27	3.95%	9	16	2
Not Assigned	27	3.95%	9	16	2
Total Votes Cast	583	85.36%	145	392	46
Overvotes	0	0.00%	0	0	0
Undervotes	100	14.64%	9	88	3

Council Member Huachuca City

Vote For 3

	TOTAL	VOTE %	Election Day	Early Voting	Provisional
Hirshberg, Christy	556	27.14%	140	374	42
Write-In: Unofficial 1	98	4.78%	57	26	15
Write-In: Unofficial 2	68	3.32%	52	6	10
Write-In: Post, Jean	24	1.17%	8	11	5
Write-In: Unofficial 3	4	0.20%	2	1	1
Write-In Totals	194	9.47%	119	44	31
Not Assigned	0	0.00%	0	0	0
Total Votes Cast	750	36.60%	259	418	73
Overvotes	0	0.00%	0	0	0
Undervotes	1,299	63.40%	203	1,022	74

General Election
Cochise County, State of Arizona
November 3, 2020

OFFICIAL RESULTS
Cumulative Report
Summary Results Report

PROPOSITION 207

Vote For 1

	TOTAL	VOTE %	Election Day	Early Voting	Provisional
YES	32,782	53.87%	4,452	26,699	1,631
NO	26,625	43.75%	4,883	20,746	996
Total Votes Cast	59,407	97.63%	9,335	47,445	2,627
Overvotes	12	0.02%	0	12	0
Undervotes	1,433	2.35%	75	1,325	33

PROPOSITION 208

Vote For 1

	TOTAL	VOTE %	Election Day	Early Voting	Provisional
NO	30,603	50.29%	6,471	22,624	1,508
YES	28,624	47.04%	2,813	24,716	1,095
Total Votes Cast	59,227	97.33%	9,284	47,340	2,603
Overvotes	22	0.04%	0	22	0
Undervotes	1,603	2.63%	126	1,420	57

PROPOSITION 402

Vote For 1

	TOTAL	VOTE %	Election Day	Early Voting	Provisional
YES	1,594	52.73%	78	1,491	25
NO	1,242	41.08%	116	1,095	31
Total Votes Cast	2,836	93.81%	194	2,586	56
Overvotes	0	0.00%	0	0	0
Undervotes	187	6.19%	9	175	3

PROPOSITION 403

Vote For 1

	TOTAL	VOTE %	Election Day	Early Voting	Provisional
NO	1,900	62.85%	148	1,718	34
YES	925	30.60%	49	855	21
Total Votes Cast	2,825	93.45%	197	2,573	55
Overvotes	0	0.00%	0	0	0
Undervotes	198	6.55%	6	188	4

PROPOSITION 404

Vote For 1

	TOTAL	VOTE %	Election Day	Early Voting	Provisional
YES	1,792	59.28%	74	1,693	25
NO	1,025	33.91%	124	870	31
Total Votes Cast	2,817	93.19%	198	2,563	56
Overvotes	0	0.00%	0	0	0
Undervotes	206	6.81%	5	198	3

General Election
Cochise County, State of Arizona
November 3, 2020

OFFICIAL RESULTS
Cumulative Report
Summary Results Report

PROPOSITION 405

Vote For 1

	TOTAL	VOTE %	Election Day	Early Voting	Provisional
YES	1,868	61.79%	94	1,741	33
NO	865	28.61%	103	739	23
Total Votes Cast	2,733	90.41%	197	2,480	56
Overvotes	0	0.00%	0	0	0
Undervotes	290	9.59%	6	281	3

PROPOSITION 406

Vote For 1

	TOTAL	VOTE %	Election Day	Early Voting	Provisional
YES	1,416	47.95%	71	1,321	24
NO	1,308	44.29%	126	1,153	29
Total Votes Cast	2,724	92.25%	197	2,474	53
Overvotes	1	0.03%	0	1	0
Undervotes	228	7.72%	6	216	6

PROPOSITION 407

Vote For 1

	TOTAL	VOTE %	Election Day	Early Voting	Provisional
YES	1,529	51.78%	76	1,425	28
NO	1,121	37.96%	120	976	25
Total Votes Cast	2,650	89.74%	196	2,401	53
Overvotes	2	0.07%	0	2	0
Undervotes	301	10.19%	7	288	6

PROPOSITION 408

Vote For 1

	TOTAL	VOTE %	Election Day	Early Voting	Provisional
NO	1,316	44.56%	133	1,151	32
YES	1,213	41.08%	52	1,142	19
Total Votes Cast	2,529	85.64%	185	2,293	51
Overvotes	1	0.03%	0	1	0
Undervotes	423	14.32%	18	397	8

PROPOSITION 409

Vote For 1

	TOTAL	VOTE %	Election Day	Early Voting	Provisional
YES	1,624	54.99%	82	1,515	27
NO	1,006	34.07%	108	872	26
Total Votes Cast	2,630	89.06%	190	2,387	53
Overvotes	1	0.03%	0	1	0
Undervotes	322	10.90%	13	303	6

General Election
Cochise County, State of Arizona
November 3, 2020

OFFICIAL RESULTS
Cumulative Report
Summary Results Report

PROPOSITION 410

Vote For 1

	TOTAL	VOTE %	Election Day	Early Voting	Provisional
YES	1,407	47.65%	69	1,307	31
NO	1,122	38.00%	119	983	20
Total Votes Cast	2,529	85.64%	188	2,290	51
Overvotes	1	0.03%	0	1	0
Undervotes	423	14.32%	15	400	8

PROPOSITION 411

Vote For 1

	TOTAL	VOTE %	Election Day	Early Voting	Provisional
YES	1,591	53.88%	76	1,483	32
NO	1,000	33.86%	115	866	19
Total Votes Cast	2,591	87.74%	191	2,349	51
Overvotes	0	0.00%	0	0	0
Undervotes	362	12.26%	12	342	8

PROPOSITION 412

Vote For 1

	TOTAL	VOTE %	Election Day	Early Voting	Provisional
YES	1,617	54.76%	84	1,503	30
NO	949	32.14%	109	817	23
Total Votes Cast	2,566	86.89%	193	2,320	53
Overvotes	0	0.00%	0	0	0
Undervotes	387	13.11%	10	371	6

PROPOSITION 413

Vote For 1

	TOTAL	VOTE %	Election Day	Early Voting	Provisional
YES	1,642	55.60%	85	1,529	28
NO	958	32.44%	110	824	24
Total Votes Cast	2,600	88.05%	195	2,353	52
Overvotes	0	0.00%	0	0	0
Undervotes	353	11.95%	8	338	7

PROPOSITION 414

Vote For 1

	TOTAL	VOTE %	Election Day	Early Voting	Provisional
YES	1,869	63.29%	82	1,758	29
NO	844	28.58%	115	703	26
Total Votes Cast	2,713	91.87%	197	2,461	55
Overvotes	0	0.00%	0	0	0
Undervotes	240	8.13%	6	230	4

PROPOSITION 415

Vote For 1

	TOTAL	VOTE %	Election Day	Early Voting	Provisional
YES	1,263	42.77%	54	1,188	21
NO	1,262	42.74%	130	1,101	31
Total Votes Cast	2,525	85.51%	184	2,289	52
Overvotes	0	0.00%	0	0	0
Undervotes	428	14.49%	19	402	7

PROPOSITION 418

Vote For 1

	TOTAL	VOTE %	Election Day	Early Voting	Provisional
YES	580	64.59%	156	393	31
NO	279	31.07%	92	166	21
Total Votes Cast	859	95.66%	248	559	52
Overvotes	0	0.00%	0	0	0
Undervotes	39	4.34%	11	24	4

PROPOSITION 401

Vote For 1

	TOTAL	VOTE %	Election Day	Early Voting	Provisional
YES	377	55.20%	75	276	26
NO	282	41.29%	76	185	21
Total Votes Cast	659	96.49%	151	461	47
Overvotes	0	0.00%	0	0	0
Undervotes	24	3.51%	3	19	2

STATISTICS				
	Registered Voters - Total	Ballots Cast - Total	Ballots Cast - Blank	Voter Turnout - Total
01 BE BENSON	1,761	1,424	0	80.86%
02 BE J-SIX	2,096	1,737	2	82.87%
03 BE SAN PEDRO	1,998	1,530	0	76.58%
04 BI BISBEE	1,387	1,165	44	83.99%
05 BI DON LUIS	1,523	1,169	27	76.76%
06 BI WARREN	1,470	1,196	30	81.36%
07 BOWIE	320	216	0	67.5%
08 COCHISE STRONGHOLD	1,771	1,431	0	80.8%
09 DO CALVARY	1,541	1,023	0	66.39%
10 DO CARLSON	1,927	1,357	0	70.42%
11 DO CASTRO PARK	2,037	1,164	0	57.14%
12 DO GADSDEN	1,514	899	2	59.38%
13 DO SUNNYSIDE	1,800	1,044	0	58%
14 GREATER SAN PEDRO	1,917	1,493	0	77.88%
15 HEREFORD	2,200	1,792	0	81.45%
16 HUACHUCA	1,176	792	0	67.35%
17 MCNEAL	982	751	0	76.48%
18 NACO	763	483	0	63.3%
19 PALOMINAS	1,481	1,147	0	77.45%
20 PIRTLEVILLE	1,517	920	0	60.65%
21 POMERENE	1,201	981	0	81.68%
22 PORTAL	340	284	0	83.53%
23 SAN SIMON	250	184	0	73.6%
24 ST DAVID	1,969	1,603	0	81.41%
25 SUNIZONA	543	424	0	78.08%
26 SV AVENIDA DEL SOL	2,552	1,924	2	75.39%
27 SV BUFFALO SOLDIER	3,016	2,426	0	80.44%
28 SV BUSBY	2,076	1,353	0	65.17%
29 SV CARMELITA	1,355	920	0	67.9%
30 SV CLOUD	1,265	766	0	60.55%
31 SV COLLEGE	2,097	1,526	0	72.77%
32 SV COUNTRY CLUB	2,304	1,988	0	86.28%
33 SV ESTATES	2,141	1,571	0	73.38%

	STATISTICS			
	Registered Voters - Total	Ballots Cast - Total	Ballots Cast - Blank	Voter Turnout - Total
34 SV HOPI	1,888	1,323	0	70.07%
35 SV MOSON	2,163	1,672	1	77.3%
36 SV PUEBLO DEL SOL	1,575	1,189	0	75.49%
37 SV RAMSEY	1,619	1,331	1	82.21%
38 SV SNYDER	1,288	999	0	77.56%
39 SV SOLDIER CREEK	3,144	1,891	1	60.15%
40 SV TOWN & COUNTRY	2,141	1,723	1	80.48%
41 SV VILLAGE MEADOWS	2,691	2,065	0	76.74%
42 SV VISTA VILLAGE	2,057	1,476	0	71.75%
43 SV YAQUI	2,328	1,983	0	85.18%
44 TOMBSTONE	1,774	1,379	0	77.73%
45 WEBB	673	496	1	73.7%
46 WHETSTONE	2,502	1,920	0	76.74%
47 WI KANSAS SETTLEMENT	1,531	1,111	0	72.57%
48 WI STEWART	1,289	979	0	75.95%
49 WI WILLCOX	1,065	743	0	69.77%
Totals	82,018	60,963	112	

	Presidential Electors											
	REP TRUMP / PENCE	DEM BIDEN / HARRIS	LB T JORGENSEN / COHEN	Write-in Totals	Write-in: Unofficial	Write-in: GRN HAWKINS / WALKER	Write-in: NONE BODDIE / STONEHAM	Write-in: NONE SIMMONS / ROZE	Write-in: Not Assigned	Total Votes Cast	Overvotes	Undervotes
01 BE BENSON	958	442	16	3	3	0	0	0	0	1,419	0	5
02 BE J-SIX	1,239	445	43	4	4	0	0	0	0	1,731	0	6
03 BE SAN PEDRO	986	508	26	7	5	2	0	0	0	1,527	0	3
04 BI BISBEE	223	908	14	5	5	0	0	0	0	1,150	0	15
05 BI DON LUIS	440	698	11	1	1	0	0	0	0	1,150	0	19
06 BI WARREN	366	783	28	8	6	3	0	0	-1	1,185	2	9
07 BOWIE	148	62	4	1	1	0	0	0	0	215	0	1
08 COCHISE STRONGHOLD	1,006	404	14	6	5	1	0	0	0	1,430	0	1
09 DO CALVARY	257	751	9	1	1	0	0	0	0	1,018	0	5

	Presidential Electors										Total Votes Cast	Overvotes	Undervotes	
	REP TRUMP / PENCE	DEM BIDEN / HARRIS	LBT JORGENSEN / COHEN	Write-in Totals	Write-in: Unofficial	Write-in: GRN HAWKINS / WALKER	Write-in: NONE BODDIE / STONEHAM	Write-in: NONE SIMMONS / ROZE	Write-in: Not Assigned					
	VOTE FOR 1													
10 DO CARLSON	413	926	13	1	1	0	0	0	0	0	0	1,353	0	4
11 DO CASTRO PARK	250	891	13	1	1	0	0	0	0	0	0	1,155	4	5
12 DO GADSDEN	212	664	12	2	2	0	0	0	0	0	0	890	0	9
13 DO SUNNYSIDE	380	641	9	6	5	1	0	0	0	0	0	1,036	1	7
14 GREATER SAN PEDRO	1,053	390	41	3	2	0	0	0	0	0	0	1,487	0	6
15 HEREFORD	1,180	567	36	6	5	0	0	0	0	0	0	1,789	0	3
16 HUACHUCA	462	296	22	4	3	1	0	0	0	0	0	784	1	7
17 MCNEAL	511	231	4	4	3	1	0	0	0	0	0	750	0	1
18 NACO	153	314	10	0	0	0	0	0	0	0	0	477	1	5
19 PALOMINAS	781	341	16	4	4	0	0	0	0	0	0	1,142	0	5
20 PIRTLVILLE	332	576	7	2	2	0	0	0	0	0	0	917	1	2
21 POMERENE	694	271	9	4	3	1	0	0	0	0	0	978	0	3
22 PORTAL	147	130	2	3	3	0	0	0	0	0	0	282	0	2
23 SAN SIMON	147	31	3	1	1	0	0	0	0	0	0	182	1	1
24 ST DAVID	1,239	332	25	4	3	0	0	0	0	0	0	1,600	1	2
25 SUNIZONA	290	123	9	0	0	0	0	0	0	0	0	422	0	2
26 SV AVENIDA DEL SOL	1,151	722	33	7	7	0	0	0	0	0	0	1,913	1	10
27 SV BUFFALO SOLDIER	1,468	871	67	10	10	0	0	0	0	0	0	2,416	0	10
28 SV BUSBY	737	576	32	4	4	0	0	0	0	0	0	1,349	1	3
29 SV CARMELITA	524	372	18	4	4	0	0	0	0	0	0	918	1	1
30 SV CLOUD	412	327	22	2	1	1	0	0	0	0	0	763	1	2
31 SV COLLEGE	849	624	39	7	7	0	0	0	0	0	0	1,519	1	6
32 SV COUNTRY CLUB	1,261	685	27	5	5	0	0	0	0	0	0	1,978	0	10
33 SV ESTATES	937	584	37	7	6	0	0	0	0	0	0	1,565	2	4
34 SV HOP	758	517	37	5	4	0	0	0	0	0	0	1,317	0	6
35 SV MOSON	1,175	442	37	9	6	2	0	0	0	0	0	1,663	0	9
36 SV PUEBLO DEL SOL	699	446	31	9	6	3	0	0	0	0	0	1,185	0	4
37 SV RAMSEY	880	422	23	2	2	0	0	0	0	0	0	1,327	0	4
38 SV SNYDER	559	406	23	7	6	1	0	0	0	0	0	995	0	4
39 SV SOLDIER CREEK	964	849	63	7	6	1	0	0	0	0	0	1,883	0	8
40 SV TOWN & COUNTRY	1,125	550	33	7	7	0	0	0	0	0	0	1,715	0	8
41 SV VILLAGE MEADOWS	1,267	731	55	5	5	0	0	0	0	0	0	2,058	1	6

	Presidential Electors										Total Votes Cast	Overvotes	Undervotes
	VOTE FOR 1												
	REP TRUMP / PENCE	DEM BIDEN / HARRIS	LBT JORGENSEN / COHEN	Write-in Totals	Write-in: Unofficial	Write-in: GRN HAWKINS / WALKER	Write-in: NONE BODDIE / STONEHAM	Write-in: NONE SIMMONS / ROZE	Write-in: Not Assigned				
42 SV VISTA VILLAGE	841	583	38	7	5	2	0	0	0	1,469	0	7	
43 SV YAQUI	1,330	602	24	11	11	0	0	0	0	1,967	0	16	
44 TOMBSTONE	994	346	26	6	6	0	0	0	0	1,372	0	7	
45 WEBB	341	133	14	5	5	0	0	0	0	493	1	2	
46 WHETSTONE	1,360	501	41	4	4	0	0	0	0	1,906	2	12	
47 WI KANSAS SETTLEMENT	804	285	16	4	2	2	0	0	0	1,109	0	2	
48 WI STEWART	758	205	9	3	2	1	0	0	0	975	0	4	
49 WI WILLCOX	496	228	12	4	2	2	0	0	0	740	1	2	
Totals	35,557	23,732	1,153	222	192	25	1	5	-1	60,664	24	275	

U. S. Senator

VOTE FOR 1

	REP McSally, Martha	DEM Kelly, Mark	Write-in Totals	Write-in: REP Davida, Edward	Write-in: REP Schiess, John	Write-in: REP Simmons, Debbie	Write-in: DEM Arif, Mohammad "Mike Obama"	Write-in: DEM Kapadia, Perry	Write-in: Unofficial	Write-in: LBT Dorchester, Matthew	Write-in: UPA Rodriguez, Joshua	Write-in: NONE Stevens, Jim	Write-in: IRP Glenn, Nicholas N.	Write-in: IND Beckett, Christopher
01 BE BENSON	936	467	6	0	0	0	0	0	5	0	0	0	0	1
02 BE J-SIX	1,212	494	8	0	0	0	0	0	6	1	0	0	0	0
03 BE SAN PEDRO	960	533	5	0	0	0	0	0	4	0	0	0	0	0
04 BI BISBEE	221	923	1	0	0	0	0	0	1	0	0	0	0	0
05 BI DON LUIS	426	718	2	0	0	0	0	0	2	0	0	0	0	0
06 BI WARREN	376	797	2	0	0	0	0	0	2	0	0	0	0	0
07 BOWIE	142	70	2	0	0	1	0	0	1	0	0	0	0	0
08 COCHISE STRONGHOLD	978	431	8	0	0	1	0	0	7	0	0	0	0	0
09 DO CALVARY	237	775	3	0	0	0	0	0	3	0	0	0	0	0
10 DO CARLSON	379	965	2	0	0	0	0	0	2	0	0	0	0	0
11 DO CASTRO PARK	219	926	3	0	0	0	0	0	3	0	0	0	0	0
12 DO GADSDEN	199	682	1	0	0	0	0	0	1	0	0	0	0	0
13 DO SUNNYSIDE	342	686	2	0	0	0	0	0	2	0	0	0	0	0
14 GREATER SAN PEDRO	1,044	425	9	0	1	0	0	1	4	2	0	0	1	0
15 HEREFORD	1,187	583	8	0	0	0	0	0	5	1	0	0	0	0
16 HUACHUCA	459	307	11	0	0	0	0	0	10	1	0	0	0	0
17 MCNEAL	502	239	2	0	0	0	0	0	2	0	0	0	0	0
18 NACO	141	336	2	0	0	0	0	0	2	0	0	0	0	0
19 PALOMINAS	780	353	1	0	0	0	0	0	1	0	0	0	0	0
20 PIRTEVILLE	313	597	2	0	0	0	0	0	2	0	0	0	0	0
21 POMERENE	682	288	4	0	0	0	0	0	3	0	1	0	0	0
22 PORTAL	150	133	0	0	0	0	0	0	0	0	0	0	0	0
23 SAN SIMON	149	31	1	0	0	0	0	0	1	0	0	0	0	0
24 ST DAVID	1,229	359	1	0	0	0	0	0	1	0	0	0	0	0
25 SUNIZONA	289	130	0	0	0	0	0	0	0	0	0	0	0	0
26 SV AVENIDA DEL SOL	1,142	751	2	0	0	0	0	0	2	0	0	0	0	0
27 SV BUFFALO SOLDIER	1,485	915	3	0	0	0	0	0	3	0	0	0	0	0
28 SV BUSBY	728	607	3	0	0	0	0	0	2	0	1	0	0	0
29 SV CARMELITA	516	394	4	0	1	0	0	0	3	0	0	0	0	0
30 SV CLOUD	414	341	1	0	0	0	0	0	1	0	0	0	0	0
31 SV COLLEGE	852	644	10	0	0	0	0	0	8	1	0	0	0	0
32 SV COUNTRY CLUB	1,280	685	7	0	0	0	0	0	7	0	0	0	0	0

		U. S. Senator													
		VOTE FOR 1													
		REP McSally, Martha	DEM Kelly, Mark	Write-in Totals	Write-in: REP Davida, Edward	Write-in: REP Schiess, John	Write-in: REP Simmons, Debbie	Write-in: DEM Arif, Mohammad "Mike Obama"	Write-in: DEM Kapadia, Perry	Write-in: Unofficial	Write-in: LBT Dorchester, Matthew	Write-in: UPA Rodriguez, Joshua	Write-in: NONE Stevens, Jim	Write-in: IRP Glenn, Nicholas N.	Write-in: IND Beckett, Christopher
33 SV ESTATES		933	620	4	0	0	0	0	0	4	0	0	0	0	0
34 SV HOPI		756	547	5	0	0	0	1	0	3	0	0	0	0	0
35 SV MOSON		1,185	460	8	0	0	0	0	0	6	2	0	0	0	0
36 SV PUEBLO DEL SOL		682	479	5	0	0	0	0	0	4	0	0	0	0	1
37 SV RAMSEY		875	444	4	0	0	0	0	0	4	0	0	0	0	0
38 SV SNYDER		558	418	4	0	0	0	0	0	4	0	0	0	0	0
39 SV SOLDIER CREEK		977	872	7	0	0	0	0	0	7	0	0	0	0	0
40 SV TOWN & COUNTRY		1,124	577	2	0	0	0	0	0	2	0	0	0	0	0
41 SV VILLAGE MEADOWS		1,282	757	3	0	0	0	0	0	3	0	0	0	0	0
42 SV VISTA VILLAGE		853	600	7	1	0	0	0	0	5	0	0	0	0	1
43 SV YAQUI		1,363	603	3	0	0	0	0	0	3	0	0	0	0	0
44 TOMBSTONE		965	386	6	0	0	0	0	0	6	0	0	0	0	0
45 WEBB		340	146	2	0	0	0	0	0	2	0	0	0	0	0
46 WHETSTONE		1,345	553	6	0	0	0	0	0	5	0	0	0	0	0
47 WI KANSAS SETTLEMENT		784	315	4	0	0	0	0	0	4	0	0	0	0	0
48 WI STEWART		736	231	3	0	0	0	1	0	2	0	0	0	0	0
49 WI WILLCOX		487	250	3	0	0	0	0	0	3	0	0	0	0	0
Totals		35,214	24,843	192	1	2	2	2	1	163	8	2	1	1	3

	U. S. Senator				
	Write-in: IND Haupt, Mathew	Write-in: Not Assigned	Total Votes Cast	Overvotes	Undervotes
01 BE BENSON	0	0	1,409	0	15
02 BE J-SIX	1	0	1,714	0	23
03 BE SAN PEDRO	1	0	1,498	0	32
04 BI BISBEE	0	0	1,145	0	20
05 BI DON LUIS	0	0	1,146	0	23
06 BI WARREN	0	0	1,175	0	21
07 BOWIE	0	0	214	0	2
08 COCHISE STRONGHOLD	0	0	1,417	0	14
09 DO CALVARY	0	0	1,015	0	8
10 DO CARLSON	0	0	1,346	0	11
11 DO CASTRO PARK	0	0	1,148	1	15
12 DO GADSDEN	0	0	882	1	16
13 DO SUNNYSIDE	0	0	1,030	0	14
14 GREATER SAN PEDRO	0	0	1,478	0	15
15 HEREFORD	2	0	1,778	0	14
16 HUACHUCA	0	0	777	0	15
17 MCNEAL	0	0	743	1	7
18 NACO	0	0	479	0	4
19 PALOMINAS	0	0	1,134	0	13
20 PIRTLEVILLE	0	0	912	0	8
21 POMERENE	0	0	974	0	7
22 PORTAL	0	0	283	0	1
23 SAN SIMON	0	0	181	0	3
24 ST DAVID	0	0	1,589	0	14
25 SUNIZONA	0	0	419	0	5
26 SV AVENIDA DEL SOL	0	0	1,895	0	29
27 SV BUFFALO SOLDIER	0	0	2,403	0	23
28 SV BUSBY	0	0	1,338	1	14
29 SV CARMELITA	0	0	914	0	6
30 SV CLOUD	0	0	756	0	10
31 SV COLLEGE	0	0	1,506	0	20
32 SV COUNTRY CLUB	0	0	1,972	0	16

	U. S. Senator				
	Write-in: IND Haupt, Mathew	Write-in: Not Assigned	Total Votes Cast	Overvotes	Undervotes
33 SV ESTATES	0	0	1,557	0	14
34 SV HOP1	1	0	1,308	0	15
35 SV MOSON	0	0	1,653	1	18
36 SV PUEBLO DEL SOL	0	0	1,166	0	23
37 SV RAMSEY	0	0	1,323	0	8
38 SV SNYDER	0	0	980	0	19
39 SV SOLDIER CREEK	0	0	1,856	0	35
40 SV TOWN & COUNTRY	0	0	1,703	1	19
41 SV VILLAGE MEADOWS	0	0	2,042	1	22
42 SV VISTA VILLAGE	0	0	1,460	0	16
43 SV YAQUI	0	0	1,969	1	13
44 TOMBSTONE	0	0	1,357	0	22
45 WEBB	0	0	488	0	8
46 WHETSTONE	1	0	1,904	0	16
47 WI KANSAS SETTLEMENT	0	0	1,103	0	8
48 WI STEWART	0	0	970	0	9
49 WI WILLCOX	0	0	740	1	2
Totals	6	0	60,249	9	705

U. S. Representative in Congress Dist. 2										
VOTE FOR 1										
	REP Martin, Brandon	DEM Kirkpatrick, Ann	Write-in Totals	Write-in: IND Bah, Iman	Write-in: CSM Schlass, Brandon	Write-in: Unofficial	Write-in: Not Assigned	Total Votes Cast	Overvotes	Undervotes
01 BE BENSON	908	471	4	0	0	4	0	1,383	1	40
02 BE J-SIX	1,224	469	2	0	0	2	0	1,695	0	42
03 BE SAN PEDRO	941	523	2	1	0	1	0	1,466	0	64
04 BI BISBEE	215	911	1	0	0	1	0	1,127	0	38
05 BI DON LUIS	419	700	3	1	0	3	-1	1,122	0	47
06 BI WARREN	361	788	8	5	0	6	-3	1,157	0	39
07 BOWIE	136	73	0	0	0	0	0	209	0	7
08 COCHISE STRONGHOLD	968	412	6	0	0	6	0	1,386	1	44
09 DO CALVARY	218	770	5	0	0	5	0	993	0	30
10 DO CARLSON	360	967	1	0	0	1	0	1,328	0	29
11 DO CASTRO PARK	201	921	4	0	0	4	0	1,126	0	38
12 DO GADSDEN	183	685	1	0	0	1	0	869	0	30
13 DO SUNNYSIDE	331	680	0	0	0	0	0	1,011	0	33
14 GREATER SAN PEDRO	1,057	400	1	1	0	0	0	1,458	0	35
15 HEREFORD	1,186	554	3	1	0	2	0	1,743	0	49
16 HUACHUCA	449	311	5	1	0	4	0	765	0	27
17 MCNEAL	490	235	3	0	0	3	0	728	0	23
18 NACO	129	340	0	0	0	0	0	469	0	14
19 PALOMINAS	768	359	3	0	1	2	0	1,130	0	17
20 PIRTLVILLE	291	607	0	0	0	0	0	898	0	22
21 POMERENE	674	275	4	1	0	3	0	953	0	28
22 PORTAL	144	136	1	0	0	1	0	281	0	3
23 SAN SIMON	137	38	1	0	0	1	0	176	0	8
24 ST DAVID	1,198	361	2	1	0	1	0	1,561	0	42
25 SUNIZONA	288	129	0	0	0	0	0	417	0	7
26 SV AVENIDA DEL SOL	1,135	728	3	0	0	3	0	1,866	1	57
27 SV BUFFALO SOLDIER	1,503	864	3	1	0	2	0	2,370	0	56
28 SV BUSBY	705	587	2	1	0	1	0	1,294	0	59
29 SV CARMELITA	525	368	0	0	0	0	0	893	0	27
30 SV CLOUD	414	324	1	1	0	0	0	739	0	27
31 SV COLLEGE	854	622	9	6	1	2	0	1,485	0	41
32 SV COUNTRY CLUB	1,281	644	5	0	0	5	0	1,930	2	56

		U. S. Representative in Congress Dist. 2											
		VOTE FOR 1											
		REP Martin, Brandon	DEM Kirkpatrick, Ann	Write-in Totals	Write-in: IND Bah, Iman	Write-in: CSM Schlass, Brandon	Write-in: Unofficial	Write-in: Not Assigned	Total Votes Cast	Overvotes	Undervotes		
33 SV ESTATES		940	593	2	0	0	2	0	1,535	0	36		
34 SV HOPI		730	538	3	0	0	3	0	1,271	1	51		
35 SV MOSON		1,168	454	4	0	2	2	0	1,626	0	46		
36 SV PUEBLO DEL SOL		688	457	4	1	0	3	0	1,149	0	40		
37 SV RAMSEY		867	439	1	0	0	1	0	1,307	1	23		
38 SV SNYDER		551	406	3	0	0	3	0	960	1	38		
39 SV SOLDIER CREEK		963	864	5	2	0	3	0	1,832	0	59		
40 SV TOWN & COUNTRY		1,134	544	4	0	0	4	0	1,682	0	41		
41 SV VILLAGE MEADOWS		1,263	729	2	0	0	2	0	1,994	0	71		
42 SV VISTA VILLAGE		855	574	4	1	2	1	0	1,433	1	42		
43 SV YAQUI		1,364	573	2	0	0	2	0	1,939	0	44		
44 TOMBSTONE		928	404	4	0	0	4	0	1,336	1	42		
45 WEBB		335	146	1	0	0	1	0	482	0	14		
46 WHETSTONE		1,341	544	5	0	0	5	0	1,890	1	29		
47 WI KANSAS SETTLEMENT		765	312	3	2	0	1	0	1,080	0	31		
48 WI STEWART		734	214	2	1	0	1	0	950	0	29		
49 WI WILLCOX		477	245	2	0	0	2	0	724	0	19		
Totals		34,796	24,288	134	28	6	104	-4	59,218	11	1,734		

State Senator Dist. 14

	VOTE FOR 1									
	REP Gowan, David	DEM Karp, Bob	Write-in Totals	Write-in: Not Assigned	Total Votes Cast	Overvotes	Undervotes			
01 BE BENSON	935	427	7	7	1,369	0	53			
02 BE J-SIX	1,247	421	4	4	1,672	0	63			
03 BE SAN PEDRO	978	489	3	3	1,470	0	60			
04 BI BISBEE	226	893	1	1	1,120	0	44			
05 BI DON LUIS	424	679	2	2	1,105	0	61			
06 BI WARREN	377	769	6	6	1,152	0	42			
07 BOWIE	140	66	0	0	206	0	10			
08 COCHISE STRONGHOLD	994	388	3	3	1,385	0	39			
09 DO CALVARY	253	730	1	1	984	1	38			
10 DO CARLSON	389	922	2	2	1,313	0	42			
11 DO CASTRO PARK	235	882	1	1	1,118	2	43			
12 DO GADSDEN	216	646	1	1	863	0	36			
13 DO SUNNYSIDE	361	644	1	1	1,006	0	38			
14 GREATER SAN PEDRO	1,056	382	3	3	1,441	0	49			
15 HEREFORD	1,190	542	4	4	1,736	0	54			
16 HUACHUCA	473	288	0	0	761	0	31			
17 MCNEAL	529	202	0	0	731	0	19			
18 NACO	147	320	0	0	467	0	16			
19 PALOMINAS	786	333	4	4	1,123	0	24			
20 PIRTLVILLE	316	576	0	0	892	0	28			
21 POMERENE	686	269	1	1	956	0	25			
22 PORTAL	150	129	0	0	279	0	4			
23 SAN SIMON	143	32	1	1	176	0	8			
24 ST DAVID	1,229	331	1	1	1,561	0	38			
25 SUNIZONA	294	122	0	0	416	0	8			
26 SV AVENIDA DEL SOL	1,172	674	2	2	1,848	0	69			
27 SV BUFFALO SOLDIER	1,503	841	4	4	2,348	0	76			
28 SV BUSBY	726	568	1	1	1,295	2	54			
29 SV CARMELITA	532	354	1	1	887	0	31			
30 SV CLOUD	433	298	1	1	732	0	30			
31 SV COLLEGE	884	579	3	3	1,466	1	53			
32 SV COUNTRY CLUB	1,265	657	3	3	1,925	0	61			

		State Senator Dist. 14						
		VOTE FOR 1						
	REP Gowan, David	DEM Karp, Bob	Write-in Totals	Write-in: Not Assigned	Total Votes Cast	Overvotes	Undervotes	
33 SV ESTATES	957	573	3	3	1,533	0	35	
34 SV HDPI	752	504	3	3	1,259	0	59	
35 SV MOSON	1,201	418	2	2	1,621	0	49	
36 SV PUEBLO DEL SOL	696	448	4	4	1,148	0	41	
37 SV RAMSEY	868	426	0	0	1,294	1	36	
38 SV SNYDER	566	391	2	2	959	0	38	
39 SV SOLDIER CREEK	1,004	789	6	6	1,799	0	67	
40 SV TOWN & COUNTRY	1,118	537	3	3	1,658	0	64	
41 SV VILLAGE MEADOWS	1,300	676	1	1	1,977	0	85	
42 SV VISTA VILLAGE	852	557	6	6	1,415	1	54	
43 SV YAQUI	1,354	566	3	3	1,923	0	59	
44 TOMBSTONE	969	343	5	5	1,317	0	60	
45 WEBB	339	142	1	1	482	0	14	
46 WHETSTONE	1,392	480	6	6	1,878	0	39	
47 WI KANSAS SETTLEMENT	795	269	1	1	1,065	0	45	
48 WI STEWART	747	192	0	0	939	1	38	
49 WI WILLCOX	500	219	1	1	720	0	23	
Totals	35,699	22,983	108	108	58,790	9	2,053	

State Representative Dist. 14

	VOTE FOR 2											Total Votes Cast	Overvotes	Undervotes
01 BE BENSON	885	854	404	358	8	0	2	6	0	2,509	0	335		
02 BE J-SIX	1,143	1,166	391	357	4	0	1	3	0	3,061	2	407		
03 BE SAN PEDRO	912	933	449	420	0	0	0	0	0	2,714	0	346		
04 BI BISBEE	233	225	833	789	1	0	0	2	-1	2,081	0	247		
05 BI DON LUIS	425	390	625	582	3	1	1	1	0	2,025	2	305		
06 BI WARREN	374	358	712	682	1	0	0	1	0	2,127	0	261		
07 BOWIE	136	140	56	54	0	0	0	0	0	386	0	46		
08 COCHISE STRONGHOLD	963	936	362	310	4	1	1	2	0	2,575	0	273		
09 DO CALVARY	264	205	629	582	0	0	0	0	0	1,680	0	366		
10 DO CARLSON	417	354	772	729	3	0	1	2	0	2,275	0	435		
11 DO CASTRO PARK	238	195	682	740	4	0	2	2	0	1,859	0	467		
12 DO GADSDEN	191	172	532	556	0	0	0	0	0	1,451	0	347		
13 DO SUNNYSIDE	356	315	530	507	1	0	0	1	0	1,709	2	377		
14 GREATER SAN PEDRO	1,005	1,007	370	326	1	0	0	1	0	2,709	0	271		
15 HEREFORD	1,157	1,149	504	438	2	0	0	2	0	3,250	0	330		
16 HUACHUCA	459	447	262	218	2	0	0	2	0	1,388	0	196		
17 MCNEAL	492	479	202	173	0	0	0	0	0	1,346	0	154		
18 NACO	150	135	254	272	1	0	0	1	0	812	0	154		
19 PALOMINAS	745	736	303	279	3	0	1	2	0	2,066	0	228		
20 PIRTLEVILLE	317	285	485	453	1	0	0	1	0	1,541	0	299		
21 POMERENE	646	650	243	223	3	0	1	2	0	1,765	0	197		
22 PORTAL	139	142	129	119	0	0	0	0	0	529	0	37		
23 SAN SIMON	143	136	27	22	1	0	0	1	0	329	0	39		
24 ST DAVID	1,177	1,163	307	289	2	0	0	2	0	2,938	0	260		
25 SUNIZONA	278	278	115	107	0	0	0	0	0	778	0	70		
26 SV AVENIDA DEL SOL	1,097	1,081	652	549	2	0	1	1	0	3,381	0	453		
27 SV BUFFALO SOLDIER	1,454	1,470	788	670	8	1	1	6	0	4,390	0	458		
28 SV BUSBY	678	664	524	450	1	0	0	1	0	2,317	0	385		
29 SV CARMELITA	504	472	341	284	1	1	0	0	0	1,602	2	232		
30 SV CLOUD	399	391	295	237	1	1	0	0	0	1,323	0	201		
31 SV COLLEGE	845	820	549	454	7	0	1	6	0	2,675	0	365		
32 SV COUNTRY CLUB	1,268	1,217	618	527	3	0	1	2	0	3,633	0	339		

		State Representative Dist. 14											
		VOTE FOR 2											
		REP Griffin, Gail	REP Nutt, Becky	DEM Beach - Moschetti, Kimberly "Kim"	DEM Maestas-Condos, Ronnie	Write-in Totals	Write-in: DEM Hampton, Joshua	Write-in: Unofficial 2	Write-in: Unofficial 1	Write-in: Not Assigned	Total Votes Cast	Overvotes	Undervotes
33 SV ESTATES		911	894	551	440	7	0	1	6	0	2,803	0	333
34 SV HOPI		741	701	469	396	7	0	1	6	0	2,314	0	322
35 SV MOSON		1,152	1,148	401	338	5	0	1	4	0	3,044	2	294
36 SV PUEBLO DEL SOL		662	640	430	359	5	0	1	4	0	2,096	2	280
37 SV RAMSEY		867	831	391	338	4	1	1	2	0	2,431	0	231
38 SV SNYDER		535	536	382	312	3	0	0	3	0	1,768	2	224
39 SV SOLDIER CREEK		936	922	736	641	4	0	2	2	0	3,239	0	493
40 SV TOWN & COUNTRY		1,079	1,089	507	429	3	0	1	2	0	3,107	0	337
41 SV VILLAGE MEADOWS		1,235	1,199	680	570	7	0	2	5	0	3,691	0	433
42 SV VISTA VILLAGE		818	796	509	440	5	1	1	3	0	2,568	2	370
43 SV YAQUI		1,337	1,308	547	488	7	0	2	5	0	3,687	0	277
44 TOMBSTONE		927	904	314	259	5	0	1	4	0	2,409	0	345
45 WEBB		319	323	129	107	3	0	1	2	0	881	0	111
46 WHETSTONE		1,332	1,270	446	379	6	0	1	5	0	3,433	0	401
47 WI KANSAS SETTLEMENT		761	767	234	233	0	0	0	0	0	1,995	0	225
48 WI STEWART		695	707	171	161	0	0	0	0	0	1,734	0	222
49 WI WILLCOX		486	455	178	172	0	0	0	0	0	1,291	0	195
Totals		34,283	33,455	21,020	18,818	139	7	30	103	-1	107,715	16	13,973

Corporation Commissioner

VOTE FOR 3

	REP Marquez Peterson, Lea	REP O'Connor, James "Jim"	REP Sloan, Eric	DEM Mundell, William "Bill"	DEM Stanfield, Shea	DEM Tovar, Anna	Write-in Totals	Write-in: Unofficial 2	Write-in: REP Finerd, Patrick	Write-in: Unofficial 3	Write-in: NONE Gibson, Christina	Write-in: Unofficial 1	Write-in: Not Assigned	Total Votes Cast
01 BE BENSON	859	866	821	357	372	405	9	1	1	1	1	5	0	3,689
02 BE J-SIX	1,097	1,127	1,081	398	385	428	5	1	0	1	0	3	0	4,521
03 BE SAN PEDRO	895	898	890	445	404	468	0	0	0	0	0	0	0	4,000
04 BI BISBEE	221	212	195	806	794	859	3	0	0	0	0	3	0	3,090
05 BI DON LUIS	397	393	363	563	577	660	4	1	0	0	1	2	0	2,957
06 BI WARREN	374	346	321	696	662	734	2	0	0	0	0	2	0	3,135
07 BOWIE	149	134	124	50	55	66	0	0	0	0	0	0	0	578
08 COCHISE STRONGHOLD	906	936	886	349	329	374	9	3	0	2	0	4	0	3,789
09 DO CALVARY	228	207	177	548	524	698	0	0	0	0	0	0	0	2,382
10 DO CARLSON	394	339	301	719	677	860	1	0	0	0	0	1	0	3,291
11 DO CASTRO PARK	216	188	175	623	621	811	4	1	0	1	1	1	0	2,638
12 DO GADSDEN	195	149	140	466	459	635	0	0	0	0	0	0	0	2,044
13 DO SUNNYSIDE	343	303	268	481	455	625	2	1	0	0	0	1	0	2,477
14 GREATER SAN PEDRO	956	994	944	343	328	386	1	0	0	0	0	1	0	3,952
15 HEREFORD	1,118	1,103	1,098	484	453	511	7	1	0	0	0	6	0	4,774
16 HUACHUCA	440	435	421	229	229	263	4	0	0	0	1	3	0	2,021
17 MCNEAL	456	481	444	193	182	207	0	0	0	0	0	0	0	1,963
18 NACO	137	131	127	247	243	307	2	0	0	0	1	1	0	1,194
19 PALOMINAS	713	724	694	274	271	313	4	1	0	1	0	2	0	2,993
20 PIRTEVILLE	292	288	249	442	408	556	0	0	0	0	0	0	0	2,235
21 POMERENE	621	619	618	235	220	252	4	1	0	1	0	2	0	2,569
22 PORTAL	144	141	138	124	119	122	0	0	0	0	0	0	0	788
23 SAN SIMON	130	137	129	23	25	30	1	0	0	0	0	1	0	475
24 ST DAVID	1,127	1,150	1,134	306	279	329	10	3	0	2	1	4	0	4,335
25 SUNIZONA	265	275	268	108	103	114	3	1	0	1	0	1	0	1,136
26 SV AVENIDA DEL SOL	1,070	1,049	993	555	573	663	4	1	0	1	0	2	0	4,907
27 SV BUFFALO SOLDIER	1,424	1,372	1,366	714	705	796	4	0	1	0	2	1	0	6,381
28 SV BUSBY	661	648	624	446	458	516	3	0	1	0	0	2	0	3,356
29 SV CARMELITA	480	483	459	284	291	342	4	1	0	1	0	2	0	2,343
30 SV CLOUD	381	362	366	261	239	288	2	0	0	0	2	0	0	1,899
31 SV COLLEGE	837	805	748	478	471	521	4	0	0	0	0	4	0	3,864
32 SV COUNTRY CLUB	1,206	1,228	1,172	577	551	603	12	3	0	3	0	6	0	5,349

		Corporation Commissioner													
		VOTE FOR 3													
		REP Marquez Peterson, Lea	REP O'Connor, James "Jim"	REP Sloan, Eric	DEM Mundell, William "Bill"	DEM Stanfield, Shea	DEM Tovar, Anna	Write-in Totals	Write-in: Unofficial 2	Write-in: REP Finerd, Patrick	Write-in: Unofficial 3	Write-in: NONE Gibson, Christina	Write-in: Unofficial 1	Write-in: Not Assigned	Total Votes Cast
33 SV ESTATES		864	852	834	469	448	545	8	2	0	2	0	4	0	4,020
34 SV HOPI		696	692	660	429	424	484	9	2	0	1	0	6	0	3,394
35 SV MOSON		1,118	1,120	1,088	377	353	409	7	1	2	1	1	2	0	4,472
36 SV PUEBLO DEL SOL		625	630	598	374	360	424	5	1	0	1	0	3	0	3,016
37 SV RAMSEY		827	799	768	392	363	390	1	0	0	0	0	1	0	3,540
38 SV SNYDER		531	525	502	326	317	367	4	1	0	1	0	2	0	2,572
39 SV SOLDIER CREEK		911	876	859	644	651	744	5	1	0	1	0	3	0	4,690
40 SV TOWN & COUNTRY		1,067	1,045	990	477	448	493	4	1	0	1	1	1	0	4,524
41 SV VILLAGE MEADOWS		1,226	1,192	1,139	594	566	648	2	0	0	0	0	2	0	5,367
42 SV VISTA VILLAGE		799	766	749	467	445	508	7	1	0	1	1	4	0	3,741
43 SV YAQUI		1,319	1,267	1,238	512	488	549	8	2	0	2	0	4	0	5,381
44 TOMBSTONE		862	906	844	305	285	338	9	2	0	2	0	5	0	3,549
45 WEBB		317	317	311	116	117	127	1	0	0	0	0	1	0	1,306
46 WHETSTONE		1,274	1,251	1,187	434	411	448	13	3	0	2	1	7	0	5,018
47 WI KANSAS SETTLEMENT		742	754	699	236	218	270	1	0	1	0	0	0	0	2,920
48 WI STEWART		678	667	660	180	157	205	0	0	0	0	0	0	0	2,547
49 WI WILLCOX		458	449	428	170	180	204	0	0	0	0	0	0	0	1,889
Totals		33,046	32,631	31,288	19,326	18,693	21,895	192	37	6	30	14	105	0	157,071

	Corporation Commissioner VOTE FOR 3		Undervotes
	Overvotes		
01 BE BENSON	0	577	
02 BE J-SIX	0	684	
03 BE SAN PEDRO	3	587	
04 BI BISBEE	0	402	
05 BI DON LUIS	0	541	
06 BI WARREN	0	447	
07 BOWIE	0	70	
08 COCHISE STRONGHOLD	0	483	
09 DO CALVARY	0	687	
10 DO CARLSON	3	771	
11 DO CASTRO PARK	3	848	
12 DO GADSDEN	3	650	
13 DO SUNNYSIDE	3	652	
14 GREATER SAN PEDRO	0	518	
15 HEREFORD	0	596	
16 HUACHUCA	0	355	
17 MCNEAL	0	287	
18 NACO	0	255	
19 PALOMINAS	0	448	
20 PIRTEVILLE	0	525	
21 POMERENE	0	374	
22 PORTAL	0	61	
23 SAN SIMON	0	77	
24 ST DAVID	3	459	
25 SUNIZONA	0	136	
26 SV AVENIDA DEL SOL	0	844	
27 SV BUFFALO SOLDIER	3	888	
28 SV BUSBY	3	694	
29 SV CARMELITA	0	411	
30 SV CLOUD	0	387	
31 SV COLLEGE	0	696	

General Election
 Cochise County, State of Arizona
 November 3, 2020

	Corporation Commissioner VOTE FOR 3		Undervotes
	Overvotes		
32 SV COUNTRY CLUB	0	609	
33 SV ESTATES	0	684	
34 SV HOPI	0	560	
35 SV MOSON	0	538	
36 SV PUEBLO DEL SOL	0	551	
37 SV RAMSEY	0	453	
38 SV SNYDER	0	419	
39 SV SOLDIER CREEK	0	908	
40 SV TOWN & COUNTRY	3	639	
41 SV VILLAGE MEADOWS	3	816	
42 SV VISTA VILLAGE	3	666	
43 SV YAQUI	0	565	
44 TOMBSTONE	0	582	
45 WEBB	0	182	
46 WHETSTONE	0	733	
47 WI KANSAS SETTLEMENT	3	407	
48 WI STEWART	0	387	
49 WI WILLCOX	0	340	
Totals	36	25,449	

Board of Supervisors Dist. 1

	VOTE FOR 1					Undervotes
	REP Crosby, Tom	Write-in Totals	Write-in: Not Assigned	Total Votes Cast	Overvotes	
15 HEREFORD	1,388	44	44	1,432	1	357
19 PALOMINAS	921	27	27	948	0	199
26 SV AVENIDA DEL SOL	1,475	35	35	1,510	0	407
27 SV BUFFALO SOLDIER	1,856	66	66	1,922	0	502
29 SV CARMELITA	706	20	20	726	0	192
30 SV CLOUD	596	24	24	620	0	142
31 SV COLLEGE	1,161	38	38	1,199	0	321
32 SV COUNTRY CLUB	1,489	44	44	1,533	0	453
34 SV HOPI	1,010	35	35	1,045	0	273
36 SV PUEBLO DEL SOL	912	46	46	958	0	231
37 SV RAMSEY	1,075	23	23	1,098	0	233
38 SV SNYDER	754	27	27	781	0	216
40 SV TOWN & COUNTRY	1,345	48	48	1,393	0	329
41 SV VILLAGE MEADOWS	1,572	46	46	1,618	0	444
42 SV VISTA VILLAGE	1,131	29	29	1,160	0	310
43 SV YAQUI	1,456	61	61	1,517	1	464
Totals	18,847	613	613	19,460	2	5,073

Board of Supervisors Dist. 2										
VOTE FOR 1										
	REP Kilpatrick, Lori	DEM English, Ann	Write-in Totals	Write-in: IND Eickenbrock, Anna	Write-in: Unofficial	Write-in: Not Assigned	Total Votes Cast	Overvotes	Undervotes	
04 BI BISBEE	238	879	4	3	2	-1	1,121	1	42	
05 BI DON LUIS	427	693	2	0	2	0	1,122	2	42	
06 BI WARREN	368	780	6	5	2	-1	1,154	0	40	
09 DO CALVARY	240	759	0	0	0	0	999	0	24	
10 DO CARLSON	400	933	1	0	1	0	1,334	0	21	
11 DO CASTRO PARK	215	910	6	3	3	0	1,131	0	32	
12 DO GADSDEN	202	673	3	0	3	0	878	0	21	
13 DO SUNNYSIDE	374	646	3	1	2	0	1,023	1	20	
14 GREATER SAN PEDRO	1,047	397	1	1	0	0	1,445	1	44	
17 MCNEAL	482	255	1	0	1	0	738	1	11	
18 NACO	146	316	1	0	1	0	463	0	20	
20 PIRTEVILLE	304	599	2	0	2	0	905	0	15	
22 PORTAL	142	136	0	0	0	0	278	1	4	
33 SV ESTATES	974	539	14	9	5	0	1,527	1	40	
35 SV MOSON	1,171	436	15	14	1	0	1,622	0	48	
44 TOMBSTONE	967	367	4	1	3	0	1,338	0	39	
45 WEBB	308	166	7	0	7	0	481	0	15	
Totals	8,005	9,484	70	37	35	-2	17,559	8	478	

	Board of Supervisors Dist. 3					County Assessor						
	VOTE FOR 1					VOTE FOR 1						
	REP Judd, Peggy	Write-in Totals	Write-in: Not Assigned	Total Votes Cast	Overvotes	Undervotes	REP Leiendoecker, Phillip S.	Write-in Totals	Write-in: Not Assigned	Total Votes Cast	Overvotes	Undervotes
01 BE BENSON	1,141	24	24	1,165	0	257	1,142	17	17	1,159	1	262
02 BE J-SIX	1,451	21	21	1,472	0	263	1,452	13	13	1,465	1	269
03 BE SAN PEDRO	1,232	21	21	1,253	0	277	1,227	24	24	1,251	0	279
04 BI BISBEE							536	37	37	573	0	591
05 BI DON LUIS							796	26	26	822	0	344
06 BI WARREN							748	32	32	780	0	414
07 BOWIE	183	2	2	185	0	31	183	0	0	183	0	33
08 COCHISE STRONGHOLD	1,120	32	32	1,152	0	272	1,124	28	28	1,152	0	272
09 DO CALVARY							733	24	24	757	0	266
10 DO CARLSON							1,001	13	13	1,014	0	341
11 DO CASTRO PARK							794	20	20	814	0	349
12 DO GADSDEN							633	20	20	653	2	244
13 DO SUNNYSIDE							795	24	24	819	0	225
14 GREATER SAN PEDRO							1,270	12	12	1,282	0	208
15 HEREFORD							1,451	19	19	1,470	1	319
16 HUACHUCA	633	24	24	657	0	135	641	19	19	660	0	132
17 MCNEAL							622	7	7	629	0	121
18 NACO							321	15	15	336	0	147
19 PALOMINAS							937	10	10	947	0	200
20 PIRTLVILLE							657	25	25	682	0	238
21 POMERENE	776	27	27	803	0	178	802	19	19	821	0	160
22 PORTAL							202	1	1	203	0	80
23 SAN SIMON	131	18	18	149	0	35	164	1	1	165	0	19
24 ST DAVID	1,346	31	31	1,377	0	222	1,350	21	21	1,371	0	228
25 SUNIZONA	318	12	12	330	0	94	327	6	6	333	0	91
26 SV AVENIDA DEL SOL							1,510	19	19	1,529	0	388
27 SV BUFFALO SOLDIER							1,921	40	40	1,961	0	463
28 SV BUSBY	1,031	23	23	1,054	0	297	1,036	17	17	1,053	0	298
29 SV CARMELITA							724	13	13	737	0	181
30 SV CLOUD							597	16	16	613	0	149
31 SV COLLEGE							1,196	27	27	1,223	1	296
32 SV COUNTRY CLUB							1,587	18	18	1,605	0	381

	Board of Supervisors Dist. 3						County Assessor					
	VOTE FOR 1						VOTE FOR 1					
	REP Judd, Peggy	Write-in Totals	Write-in: Not Assigned	Total Votes Cast	Overvotes	Undervotes	REP Leiendoecker, Philip S.	Write-in Totals	Write-in: Not Assigned	Total Votes Cast	Overvotes	Undervotes
33 SV ESTATES							1,274	28	28	1,302	0	266
34 SV HOPI							1,031	18	18	1,049	0	269
35 SV MOSON							1,417	13	13	1,430	0	240
36 SV PUEBLO DEL SOL							948	22	22	970	0	219
37 SV RAMSEY							1,091	15	15	1,106	0	225
38 SV SNYDER							782	16	16	798	1	198
39 SV SOLDIER CREEK	1,401	49	49	1,450	0	416	1,427	36	36	1,463	1	402
40 SV TOWN & COUNTRY							1,400	22	22	1,422	0	300
41 SV VILLAGE MEADOWS							1,627	30	30	1,657	0	405
42 SV VISTA VILLAGE							1,164	16	16	1,180	0	290
43 SV YAQUI							1,582	18	18	1,600	0	382
44 TOMBSTONE							1,164	16	16	1,180	0	197
45 WEBB							424	5	5	429	0	67
46 WHETSTONE	1,630	37	37	1,667	1	249	1,658	19	19	1,677	0	240
47 WI KANSAS SETTLEMENT	913	41	41	954	0	156	962	5	5	967	0	143
48 WI STEWART	814	32	32	846	0	132	859	4	4	863	0	115
49 WI WILLCOX	605	34	34	639	0	104	640	13	13	653	0	90
Totals	14,725	428	428	15,153	1	3,118	47,929	879	879	48,808	8	12,036

	County Attorney						County Recorder					
	VOTE FOR 1						VOTE FOR 1					
	REP McIntyre Brian M.	Write-in Totals	Write-in: Not Assigned	Total Votes Cast	Overvotes	Undervotes	REP Stevens, David W.	Write-in Totals	Write-in: Not Assigned	Total Votes Cast	Overvotes	Undervotes
01 BE BENSON	1,141	17	17	1,158	0	264	1,147	14	14	1,161	0	261
02 BE J-SIX	1,436	13	13	1,449	0	286	1,447	9	9	1,456	0	279
03 BE SAN PEDRO	1,213	21	21	1,234	0	296	1,218	19	19	1,237	0	293
04 BI BISBEE	507	37	37	544	0	620	521	28	28	549	0	615
05 BI DON LUIS	753	24	24	777	0	389	758	22	22	780	0	386
06 BI WARREN	723	31	31	754	0	440	725	34	34	759	0	435
07 BOWIE	180	2	2	182	0	34	180	1	1	181	0	35
08 COCHISE STRONGHOLD	1,122	11	11	1,133	0	291	1,135	10	10	1,145	0	279
09 DO CALVARY	723	26	26	749	0	274	737	22	22	759	1	263
10 DO CARLSON	981	14	14	995	0	360	989	10	10	999	0	356
11 DO CASTRO PARK	791	16	16	807	0	356	788	23	23	811	0	352
12 DO GADSDEN	616	28	28	644	0	255	635	21	21	656	0	243
13 DO SUNNYSIDE	799	19	19	818	0	226	797	22	22	819	0	225
14 GREATER SAN PEDRO	1,241	15	15	1,256	0	234	1,254	11	11	1,265	0	225
15 HEREFORD	1,433	21	21	1,454	0	336	1,437	22	22	1,459	0	331
16 HUACHUCA	630	19	19	649	0	143	630	18	18	648	0	144
17 MCNEAL	601	6	6	607	0	143	611	4	4	615	0	135
18 NACO	316	14	14	330	0	153	321	12	12	333	0	150
19 PALOMINAS	930	17	17	947	0	200	936	11	11	947	0	200
20 PIRTLEVILLE	636	28	28	664	0	256	646	25	25	671	0	249
21 POMERENE	783	16	16	799	0	182	794	14	14	808	0	173
22 PORTAL	184	1	1	185	0	98	194	1	1	195	0	88
23 SAN SIMON	161	2	2	163	1	20	166	2	2	168	0	16
24 ST DAVID	1,345	20	20	1,365	0	234	1,362	15	15	1,377	0	222
25 SUNIZONA	324	5	5	329	0	95	333	4	4	337	0	87
26 SV AVENIDA DEL SOL	1,504	24	24	1,528	1	388	1,503	17	17	1,520	0	397
27 SV BUFFALO SOLDIER	1,914	40	40	1,954	0	470	1,908	33	33	1,941	1	482
28 SV BUSBY	1,030	17	17	1,047	0	304	1,029	17	17	1,046	0	305
29 SV CARMELITA	711	14	14	725	0	193	717	11	11	728	0	190
30 SV CLOUD	595	19	19	614	0	148	600	16	16	616	0	146
31 SV COLLEGE	1,192	27	27	1,219	0	301	1,193	25	25	1,218	0	302
32 SV COUNTRY CLUB	1,571	15	15	1,586	0	400	1,579	13	13	1,592	0	394

	County Attorney						County Recorder					
	VOTE FOR 1						VOTE FOR 1					
	REP McIntyre, Brian M.	Write-in Totals	Write-in: Not Assigned	Total Votes Cast	Overvotes	Undervotes	REP Stevens, David W.	Write-in Totals	Write-in: Not Assigned	Total Votes Cast	Overvotes	Undervotes
33 SV ESTATES	1,247	23	23	1,270	0	298	1,272	16	16	1,288	0	280
34 SV HOPI	1,009	18	18	1,027	1	290	1,025	17	17	1,042	0	276
35 SV MOSON	1,397	10	10	1,407	1	262	1,423	9	9	1,432	0	238
36 SV PUEBLO DEL SOL	928	26	26	954	0	235	937	22	22	959	0	230
37 SV RAMSEY	1,085	15	15	1,100	0	231	1,088	12	12	1,100	0	231
38 SV SNYDER	772	13	13	785	0	212	772	13	13	785	0	212
39 SV SOLDIER CREEK	1,413	34	34	1,447	0	419	1,434	30	30	1,464	0	402
40 SV TOWN & COUNTRY	1,385	24	24	1,409	1	312	1,395	19	19	1,414	0	308
41 SV VILLAGE MEADOWS	1,621	27	27	1,648	1	413	1,619	27	27	1,646	0	416
42 SV VISTA VILLAGE	1,149	20	20	1,169	0	301	1,154	17	17	1,171	0	299
43 SV YAQUI	1,568	21	21	1,589	0	393	1,562	17	17	1,579	0	403
44 TOMBSTONE	1,128	22	22	1,150	0	227	1,157	14	14	1,171	0	206
45 WEBB	415	7	7	422	0	74	417	7	7	424	0	72
46 WHETSTONE	1,616	30	30	1,646	0	271	1,657	18	18	1,675	0	242
47 WI KANSAS SETTLEMENT	941	6	6	947	0	163	958	4	4	962	0	148
48 WI STEWART	851	2	2	853	0	125	854	3	3	857	0	121
49 WI WILLCOX	639	11	11	650	0	93	638	10	10	648	0	95
Totals	47,250	888	888	48,138	6	12,708	47,652	761	761	48,413	2	12,437

	County School Superintendent						County Sheriff						
	VOTE FOR 1						VOTE FOR 1						
	REP Clay, Jacqu	DEM Thomas, Sharon	Write-in Totals	Write-in: Not Assigned	Total Votes Cast	Overvotes	Undervotes	REP Dannels, Mark	Write-in Totals	Write-in: Not Assigned	Total Votes Cast	Overvotes	Undervotes
01 BE BENSON	908	448	3	3	1,359	0	63	1,164	23	23	1,187	0	235
02 BE J-SIX	1,217	430	3	3	1,650	0	85	1,477	19	19	1,496	0	239
03 BE SAN PEDRO	956	500	0	0	1,456	0	74	1,241	29	29	1,270	0	260
04 BI BISBEE	339	750	1	1	1,090	0	74	518	40	40	558	0	606
05 BI DON LUIS	496	608	1	1	1,105	0	61	778	34	34	812	0	354
06 BI WARREN	430	691	5	5	1,126	0	68	743	35	35	778	0	416
07 BOWIE	131	71	0	0	202	0	14	186	1	1	187	0	29
08 COCHISE STRONGHOLD	967	393	2	2	1,362	0	62	1,150	17	17	1,167	0	257
09 DO CALVARY	273	719	2	2	994	0	29	740	28	28	768	0	255
10 DO CARLSON	450	865	0	0	1,315	0	40	992	15	15	1,007	0	348
11 DO CASTRO PARK	246	869	5	5	1,120	0	43	809	25	25	834	1	328
12 DO GADSDEN	216	648	2	2	866	0	33	646	24	24	670	1	228
13 DO SUNNYSIDE	382	628	1	1	1,011	2	31	796	26	26	822	0	222
14 GREATER SAN PEDRO	1,078	353	0	0	1,431	0	59	1,276	19	19	1,295	0	195
15 HEREFORD	1,220	487	8	8	1,715	0	75	1,476	21	21	1,497	1	292
16 HUACHUCA	477	278	0	0	755	0	37	638	23	23	661	0	131
17 MCNEAL	498	226	0	0	724	0	26	623	8	8	631	0	119
18 NACO	151	312	1	1	464	0	19	318	15	15	333	0	150
19 PALOMINAS	784	315	2	2	1,101	0	46	949	22	22	971	0	176
20 PIRTLEVILLE	317	576	4	4	897	1	22	657	32	32	689	0	231
21 POMERENE	661	271	2	2	934	0	47	805	17	17	822	0	159
22 PORTAL	182	91	0	0	273	0	10	197	1	1	198	0	85
23 SAN SIMON	126	47	2	2	175	0	9	163	2	2	165	0	19
24 ST DAVID	1,144	399	1	1	1,544	2	53	1,388	23	23	1,411	0	188
25 SUNIZONA	288	121	0	0	409	0	15	337	5	5	342	0	82
26 SV AVENIDA DEL SOL	1,204	606	6	6	1,816	0	101	1,538	32	32	1,570	1	346
27 SV BUFFALO SOLDIER	1,605	717	4	4	2,326	0	98	1,995	39	39	2,034	1	389
28 SV BUSBY	768	508	4	4	1,280	0	71	1,053	31	31	1,084	1	266
29 SV CARMELITA	545	321	0	0	866	0	52	728	13	13	741	0	177
30 SV CLOUD	433	287	1	1	721	0	41	604	23	23	627	0	135
31 SV COLLEGE	915	529	2	2	1,446	1	73	1,211	34	34	1,245	0	275
32 SV COUNTRY CLUB	1,326	583	5	5	1,914	1	71	1,647	17	17	1,664	0	322

	County School Superintendent						County Sheriff						
	VOTE FOR 1						VOTE FOR 1						
	REP Clay, Jacqui	DEM Thomas, Sharon	Write-in Totals	Write-in: Not Assigned	Total Votes Cast	Overvotes	Undervotes	REP Dannels, Mark	Write-in Totals	Write-in: Not Assigned	Total Votes Cast	Overvotes	Undervotes
33 SV ESTATES	970	542	3	3	1,515	0	53	1,291	39	39	1,330	1	237
34 SV HOPI	784	460	3	3	1,247	0	71	1,052	23	23	1,075	0	243
35 SV MOSON	1,204	400	1	1	1,605	0	65	1,449	19	19	1,468	0	202
36 SV PUEBLO DEL SOL	733	396	3	3	1,132	0	57	955	33	33	988	0	201
37 SV RAMSEY	902	374	1	1	1,277	0	54	1,113	25	25	1,138	0	193
38 SV SNYDER	587	349	3	3	939	0	58	796	15	15	811	0	186
39 SV SOLDIER CREEK	1,006	759	4	4	1,769	1	96	1,439	51	51	1,490	0	376
40 SV TOWN & COUNTRY	1,166	482	2	2	1,650	0	72	1,444	23	23	1,467	0	255
41 SV VILLAGE MEADOWS	1,344	602	3	3	1,949	0	113	1,683	39	39	1,722	0	340
42 SV VISTA VILLAGE	895	509	1	1	1,405	1	64	1,189	20	20	1,209	0	261
43 SV YAQUI	1,385	500	2	2	1,887	0	95	1,648	22	22	1,670	1	311
44 TOMBSTONE	969	342	4	4	1,315	0	62	1,194	21	21	1,215	0	162
45 WEBB	336	140	2	2	478	0	18	421	9	9	430	0	66
46 WHETSTONE	1,379	467	7	7	1,853	0	64	1,641	49	49	1,690	2	225
47 WI KANSAS SETTLEMENT	779	286	2	2	1,067	0	43	970	7	7	977	0	133
48 WI STEWART	732	193	2	2	927	0	51	866	9	9	875	0	103
49 WI WILLCOX	484	233	0	0	717	0	26	650	9	9	659	0	84
Totals	36,388	21,681	110	110	58,179	9	2,664	48,644	1,106	1,106	49,750	10	11,092

	County Treasurer						Justice of the Peace Prec. 5						
	VOTE FOR 1						VOTE FOR 1						
	REP Traywick, Catherine "Cathy"	Write-in Totals	Write-in: Not Assigned	Total Votes Cast	Overvotes	Undervotes	REP Curfman, Kenneth	DEM Drumlevitch, Adele	Write-in Totals	Write-in: Not Assigned	Total Votes Cast	Overvotes	Undervotes
01 BE BENSON	1,165	14	14	1,179	0	243							
02 BE J-SIX	1,468	11	11	1,479	0	256							
03 BE SAN PEDRO	1,238	19	19	1,257	0	273							
04 BI BISBEE	541	31	31	572	0	592							
05 BI DON LUIS	780	25	25	805	0	361							
06 BI WARREN	742	31	31	773	0	421							
07 BOWIE	186	1	1	187	0	29							
08 COCHISE STRONGHOLD	1,144	11	11	1,155	0	269							
09 DO CALVARY	746	22	22	768	0	255							
10 DO CARLSON	1,007	10	10	1,017	0	338							
11 DO CASTRO PARK	797	24	24	821	0	342							
12 DO GADSDEN	643	22	22	665	1	233							
13 DO SUNNYSIDE	798	22	22	820	0	224							
14 GREATER SAN PEDRO	1,268	12	12	1,280	0	210	1,065	360	3	3	1,428	0	62
15 HEREFORD	1,451	16	16	1,467	0	323	1,207	500	3	3	1,710	0	80
16 HUACHUCA	642	18	18	660	0	132	460	290	6	6	756	0	36
17 MCNEAL	624	4	4	628	0	122							
18 NACO	328	11	11	339	0	144							
19 PALOMINAS	945	11	11	956	0	191							
20 PIRTEVILLE	670	25	25	695	0	225							
21 POMERENE	803	13	13	816	0	165							
22 PORTAL	200	0	0	200	0	83							
23 SAN SIMON	168	0	0	168	0	16							
24 ST DAVID	1,372	16	16	1,388	0	211							
25 SUNIZONA	339	2	2	341	0	83							
26 SV AVENIDA DEL SOL	1,528	21	21	1,549	0	368	1,153	662	5	5	1,820	0	97
27 SV BUFFALO SOLDIER	1,944	30	30	1,974	0	450	1,528	791	2	2	2,321	0	103
28 SV BUSBY	1,049	13	13	1,062	0	289	705	571	3	3	1,279	1	71
29 SV CARMELITA	730	10	10	740	0	178	519	351	1	1	871	0	47
30 SV CLOUD	600	15	15	615	0	147	411	303	5	5	719	0	43
31 SV COLLEGE	1,196	24	24	1,220	0	300	849	582	5	5	1,436	2	82
32 SV COUNTRY CLUB	1,598	14	14	1,612	0	374	1,308	590	2	2	1,900	0	86

	County Treasurer						Justice of the Peace Prec. 5						
	VOTE FOR 1						VOTE FOR 1						
	REP Traywick, Catherine "Cathy"	Write-in Totals	Write-in: Not Assigned	Total Votes Cast	Overvotes	Undervotes	REP Curfman, Kenneth	DEM Drumlevitch, Adele	Write-in Totals	Write-in: Not Assigned	Total Votes Cast	Overvotes	Undervotes
33 SV ESTATES	1,282	20	20	1,302	0	266	969	538	8	8	1,515	0	53
34 SV HOPI	1,044	14	14	1,058	0	260	761	490	2	2	1,253	1	64
35 SV MOSON	1,435	8	8	1,443	0	227	1,184	411	1	1	1,596	0	74
36 SV PUEBLO DEL SOL	952	19	19	971	0	218	690	437	5	5	1,132	0	57
37 SV RAMSEY	1,095	12	12	1,107	0	224	902	379	0	0	1,281	1	49
38 SV SNYDER	776	14	14	790	1	206	568	362	2	2	932	1	64
39 SV SOLDIER CREEK	1,440	31	31	1,471	0	395	964	811	3	3	1,778	0	88
40 SV TOWN & COUNTRY	1,393	18	18	1,411	0	311	1,136	510	9	9	1,655	1	66
41 SV VILLAGE MEADOWS	1,659	25	25	1,684	0	378	1,285	670	2	2	1,957	0	105
42 SV VISTA VILLAGE	1,172	11	11	1,183	0	287	844	549	6	6	1,399	0	71
43 SV YAQUI	1,605	11	11	1,616	0	366	1,355	518	5	5	1,878	0	104
44 TOMBSTONE	1,208	14	14	1,222	0	155							
45 WEBB	423	8	8	431	0	65							
46 WHETSTONE	1,667	19	19	1,686	1	230	1,374	476	7	7	1,857	0	60
47 WI KANSAS SETTLEMENT	979	4	4	983	0	127							
48 WI STEWART	869	5	5	874	0	104							
49 WI WILLCOX	653	10	10	663	0	80							
Totals	48,362	741	741	49,103	3	11,746	21,237	11,151	85	85	32,473	7	1,562

	Constable Prec. 4				Retain Supreme Court Justice BRUTINEL					
	Write-in Totals	Write-in: Not Assigned	Total Votes Cast	Overvotes	Undervotes	YES / S	NO / NO	Total Votes Cast	Overvotes	Undervotes
01 BE BENSON						1,023	220	1,243	0	179
02 BE J-SIX						1,289	220	1,509	2	224
03 BE SAN PEDRO						1,087	215	1,302	0	228
04 BI BISBEE						551	279	830	0	334
05 BI DON LUIS						768	215	983	0	183
06 BI WARREN						681	253	934	1	259
07 BOWIE						157	34	191	1	24
08 COCHISE STRONGHOLD	166	166	166	0	1,258	970	226	1,196	1	227
09 DO CALVARY						701	238	939	0	84
10 DO CARLSON						980	261	1,241	0	114
11 DO CASTRO PARK						827	232	1,059	0	104
12 DO GADSDEN						622	185	807	0	92
13 DO SUNNYSIDE						728	218	946	1	97
14 GREATER SAN PEDRO						1,126	207	1,333	0	157
15 HEREFORD						1,281	239	1,520	0	270
16 HUACHUCA						567	143	710	0	82
17 MCNEAL						539	100	639	1	110
18 NACO						319	96	415	0	68
19 PALOMINAS						813	173	986	0	161
20 PIRTLEVILLE						631	201	832	0	88
21 POMERENE						680	162	842	0	139
22 PORTAL						185	42	227	0	56
23 SAN SIMON						148	19	167	1	16
24 ST DAVID						1,140	214	1,354	0	245
25 SUNIZONA	50	50	50	0	374	276	65	341	0	83
26 SV AVENIDA DEL SOL						1,370	288	1,658	0	259
27 SV BUFFALO SOLDIER						1,751	351	2,102	0	322
28 SV BUSBY						974	218	1,192	1	158
29 SV CARMELITA						617	184	801	0	117
30 SV CLOUD						499	146	645	0	117
31 SV COLLEGE						1,067	251	1,318	0	202
32 SV COUNTRY CLUB						1,410	249	1,659	1	326

	Constable Prec. 4					Retain Supreme Court Justice BRUTINEL				
	VOTE FOR 1					VOTE FOR 1				
	Write-in Totals	Write-in: Not Assigned	Total Votes Cast	Overvotes	Undervotes	YES / SI	NO / NO	Total Votes Cast	Overvotes	Undervotes
33 SV ESTATES						1,118	235	1,353	1	214
34 SV HOPI						935	203	1,138	0	180
35 SV MOSON						1,260	210	1,470	2	198
36 SV PUEBLO DEL SOL						852	178	1,030	0	159
37 SV RAMSEY						971	175	1,146	0	185
38 SV SNYDER						694	138	832	0	165
39 SV SOLDIER CREEK						1,236	386	1,622	0	244
40 SV TOWN & COUNTRY						1,285	226	1,511	1	210
41 SV VILLAGE MEADOWS						1,476	286	1,762	0	300
42 SV VISTA VILLAGE						1,034	243	1,277	0	193
43 SV YAQUI						1,437	223	1,660	0	322
44 TOMBSTONE						1,010	189	1,199	3	175
45 WEBB						354	81	435	0	61
46 WHETSTONE						1,450	255	1,705	0	212
47 WI KANSAS SETTLEMENT	169	169	169	0	941	833	134	967	0	143
48 WI STEWART	125	125	125	0	853	711	112	823	0	155
49 WI WILLCOX	117	117	117	0	626	545	112	657	0	86
Totals	627	627	627	0	4,052	42,978	9,530	52,508	17	8,327

	Retain Supreme Court Justice GOULD					Retain Supreme Court Justice LOPEZ IV				
	YES / SI	NO / NO	Total Votes Cast	Overvotes	Undervotes	YES / SI	NO / NO	Total Votes Cast	Overvotes	Undervotes
01 BE BENSON	1,013	216	1,229	0	193	994	227	1,221	0	201
02 BE J-SIX	1,244	247	1,491	1	243	1,234	254	1,488	1	246
03 BE SAN PEDRO	1,053	237	1,290	1	239	1,062	219	1,281	0	249
04 BI BISBEE	499	318	817	0	347	531	281	812	0	352
05 BI DON LUIS	734	242	976	0	190	786	193	979	0	187
06 BI WARREN	633	297	930	0	264	666	264	930	0	264
07 BOWIE	152	39	191	0	25	156	37	193	0	23
08 COCHISE STRONGHOLD	931	250	1,181	0	243	931	245	1,176	0	248
09 DO CALVARY	672	258	930	0	93	769	173	942	0	81
10 DO CARLSON	938	301	1,239	0	116	1,014	228	1,242	1	112
11 DO CASTRO PARK	792	250	1,042	0	121	862	184	1,046	0	117
12 DO GADSDEN	600	192	792	1	106	645	154	799	0	100
13 DO SUNNYSIDE	705	232	937	0	107	774	159	933	1	110
14 GREATER SAN PEDRO	1,089	230	1,319	0	171	1,086	214	1,300	0	190
15 HEREFORD	1,227	287	1,514	0	276	1,224	276	1,500	0	290
16 HUACHUCA	557	148	705	0	87	558	151	709	0	83
17 MCNEAL	513	122	635	0	115	516	116	632	0	118
18 NACO	310	100	410	0	73	343	75	418	0	65
19 PALOMINAS	787	182	969	0	178	789	175	964	0	183
20 PIRTLEVILLE	610	214	824	0	96	670	156	826	0	94
21 POMERENE	659	169	828	0	153	656	174	830	0	151
22 PORTAL	151	79	230	0	53	157	72	229	0	54
23 SAN SIMON	148	18	166	0	18	144	22	166	0	18
24 ST DAVID	1,107	233	1,340	1	258	1,093	236	1,329	0	270
25 SUNIZONA	270	65	335	0	89	268	72	340	0	84
26 SV AVENIDA DEL SOL	1,331	318	1,649	1	267	1,349	286	1,635	0	282
27 SV BUFFALO SOLDIER	1,886	413	2,099	0	325	1,731	362	2,093	0	331
28 SV BUSBY	921	263	1,184	0	167	966	215	1,181	0	170
29 SV CARMELITA	603	189	792	0	126	624	165	789	0	129
30 SV CLOUD	469	173	642	0	120	485	145	630	0	132
31 SV COLLEGE	1,017	294	1,311	0	209	1,056	249	1,305	0	215
32 SV COUNTRY CLUB	1,350	298	1,648	0	338	1,370	256	1,626	0	360

	Retain Supreme Court Justice GOULD					Retain Supreme Court Justice LOPEZ IV				
	VOTE FOR 1					VOTE FOR 1				
	YES / SI	NO / NO	Total Votes Cast	Overvotes	Undervotes	YES / SI	NO / NO	Total Votes Cast	Overvotes	Undervotes
33 SV ESTATES	1,098	257	1,355	0	213	1,095	252	1,347	0	221
34 SV HOPI	894	235	1,129	0	189	930	188	1,118	0	200
35 SV MOSON	1,207	251	1,458	1	211	1,217	233	1,450	1	219
36 SV PUEBLO DEL SOL	849	176	1,025	0	164	838	172	1,010	0	179
37 SV RAMSEY	953	186	1,139	0	192	961	175	1,136	0	195
38 SV SNYDER	654	172	826	0	171	681	143	824	0	173
39 SV SOLDIER CREEK	1,200	406	1,606	0	260	1,223	375	1,598	0	268
40 SV TOWN & COUNTRY	1,244	264	1,508	0	214	1,228	258	1,486	0	236
41 SV VILLAGE MEADOWS	1,424	324	1,748	0	314	1,427	310	1,737	0	325
42 SV VISTA VILLAGE	1,006	259	1,265	0	205	1,025	236	1,261	0	209
43 SV YAQUI	1,363	289	1,652	1	329	1,400	239	1,639	0	343
44 TOMBSTONE	976	217	1,193	1	183	988	193	1,181	0	196
45 WEBB	352	82	434	0	62	356	73	429	0	67
46 WHETSTONE	1,412	288	1,700	0	217	1,381	297	1,678	0	239
47 WI KANSAS SETTLEMENT	799	161	960	0	150	793	151	944	1	165
48 WI STEWART	688	124	812	0	166	685	119	804	0	174
49 WI WILLCOX	531	120	651	0	92	539	112	651	0	92
Totals	41,421	10,685	52,106	8	8,738	42,276	9,561	51,837	5	9,010

	Retain Court of Appeals Div II Judge EPPICH				Retain Court of Appeals Div II Judge VASQUEZ					
	VOTE FOR 1		VOTE FOR 1		VOTE FOR 1		VOTE FOR 1			
	YES / SI	NO / NO	Total Votes Cast	Overvotes	Undervotes	YES / SI	NO / NO	Total Votes Cast	Overvotes	Undervotes
01 BE BENSON	998	214	1,212	0	210	954	252	1,206	0	216
02 BE J-SIX	1,236	230	1,466	1	268	1,154	301	1,455	1	279
03 BE SAN PEDRO	1,062	225	1,287	0	243	1,031	234	1,265	0	265
04 BI BISBEE	530	268	798	0	366	609	176	785	0	379
05 BI DON LUIS	746	216	962	1	203	796	167	963	0	203
06 BI WARREN	652	259	911	0	283	711	199	910	0	284
07 BOWIE	154	30	184	1	31	155	34	189	0	27
08 COCHISE STRONGHOLD	927	233	1,160	0	264	895	257	1,152	0	272
09 DO CALVARY	687	233	920	0	103	780	156	936	0	87
10 DO CARLSON	978	251	1,229	1	125	1,044	180	1,224	0	131
11 DO CASTRO PARK	803	232	1,035	0	128	893	139	1,032	0	131
12 DO GADSDEN	598	195	793	0	106	683	113	796	1	102
13 DO SUNNYSIDE	711	217	928	0	116	794	135	929	0	115
14 GREATER SAN PEDRO	1,098	206	1,304	1	185	1,059	222	1,281	0	209
15 HEREFORD	1,240	257	1,497	1	292	1,171	310	1,481	0	309
16 HUACHUCA	552	153	705	0	87	544	157	701	0	91
17 MCNEAL	515	108	623	0	127	473	144	617	0	133
18 NAGO	310	98	408	0	75	348	62	410	1	72
19 PALOMINAS	791	172	963	0	184	752	203	955	0	192
20 PIRTEVILLE	628	189	817	0	103	694	133	827	0	93
21 POMERENE	674	151	825	2	154	641	175	816	0	165
22 PORTAL	168	57	225	0	58	168	47	215	0	68
23 SAN SIMON	145	21	166	0	18	144	18	162	0	22
24 ST DAVID	1,097	219	1,316	2	281	1,048	251	1,299	0	300
25 SUNIZONA	268	70	338	0	86	253	76	329	0	95
26 SV AVENIDA DEL SOL	1,354	288	1,642	2	273	1,324	297	1,621	0	296
27 SV BUFFALO SOLDIER	1,717	362	2,079	0	345	1,668	395	2,063	0	361
28 SV BUSBY	946	222	1,168	2	181	956	205	1,161	0	190
29 SV CARMELITA	626	162	788	0	130	631	155	786	0	132
30 SV CLOUD	482	150	632	0	130	479	145	624	0	138
31 SV COLLEGE	1,040	268	1,308	1	211	1,021	265	1,286	0	234
32 SV COUNTRY CLUB	1,363	265	1,628	2	356	1,303	289	1,592	0	394

	Retain Court of Appeals Div II Judge EPPICH				Retain Court of Appeals Div II Judge VASQUEZ					
	VOTE FOR 1		VOTE FOR 1		VOTE FOR 1		VOTE FOR 1			
	YES / SI	NO / NO	Total Votes Cast	Overvotes	Undervotes	YES / SI	NO / NO	Total Votes Cast	Overvotes	Undervotes
33 SV ESTATES	1,106	240	1,346	1	221	1,087	250	1,337	0	231
34 SV HOPI	926	194	1,120	0	198	917	197	1,114	0	204
35 SV MOSON	1,234	213	1,447	1	222	1,127	292	1,419	1	250
36 SV PUEBLO DEL SOL	864	156	1,020	0	169	827	178	1,005	0	184
37 SV RAMSEY	967	164	1,131	2	198	941	189	1,130	0	201
38 SV SNYDER	663	156	819	1	177	675	137	812	0	185
39 SV SOLDIER CREEK	1,207	391	1,598	1	267	1,265	320	1,585	1	280
40 SV TOWN & COUNTRY	1,251	230	1,481	2	239	1,199	274	1,473	0	249
41 SV VILLAGE MEADOWS	1,466	279	1,745	1	316	1,397	322	1,719	0	343
42 SV VISTA VILLAGE	1,008	248	1,256	0	214	1,024	224	1,248	0	222
43 SV YAQUI	1,387	236	1,623	0	359	1,331	276	1,607	0	375
44 TOMBSTONE	984	183	1,167	0	210	939	223	1,162	1	214
45 WEBB	352	81	433	1	62	342	91	433	0	63
46 WHETSTONE	1,410	281	1,691	0	226	1,341	341	1,682	0	235
47 WI KANSAS SETTLEMENT	811	138	949	0	161	763	169	932	0	178
48 WI STEWART	691	117	808	0	170	636	151	787	0	191
49 WI WILLCOX	533	111	644	1	98	527	112	639	0	104
Totals	41,956	9,639	51,595	28	9,229	41,514	9,638	51,152	6	9,694

	Judge of the Superior Court Div. 4										Judge of the Superior Court Div. 5											
	VOTE FOR 1					VOTE FOR 1					VOTE FOR 1					VOTE FOR 1						
	Dickerson, Tim	Write-in Totals	Write-in: Not Assigned	Total Votes Cast	Overvotes	Undervotes	Carl, Anne	Lindstrom, Jason	Russell, Sandy	Write-in Totals	Write-in: Not Assigned	Total Votes Cast	Overvotes	Undervotes	Carl, Anne	Lindstrom, Jason	Russell, Sandy	Write-in Totals	Write-in: Not Assigned	Total Votes Cast	Overvotes	Undervotes
01 BE BENSON	1,141	12	12	1,153	0	269	468	451	293	11	11	1,223	2	197	468	451	293	11	11	1,223	2	197
02 BE J-SIX	1,400	15	15	1,415	0	320	406	681	364	12	12	1,463	2	270	406	681	364	12	12	1,463	2	270
03 BE SAN PEDRO	1,183	22	22	1,205	1	324	410	396	461	6	6	1,273	1	256	410	396	461	6	6	1,273	1	256
04 BI BISBEE	606	20	20	626	0	538	730	203	120	3	3	1,056	0	108	730	203	120	3	3	1,056	0	108
05 BI DON LUIS	840	11	11	851	0	315	451	468	155	1	1	1,075	1	90	451	468	155	1	1	1,075	1	90
06 BI WARREN	750	26	26	776	0	418	572	363	136	1	1	1,072	0	122	572	363	136	1	1	1,072	0	122
07 BOWIE	175	0	0	175	0	41	85	56	39	0	0	180	0	36	85	56	39	0	0	180	0	36
08 COCHISE STRONGHOLD	1,025	11	11	1,036	0	388	400	483	260	8	8	1,151	1	272	400	483	260	8	8	1,151	1	272
09 DO CALVARY	823	13	13	836	0	187	332	310	293	4	4	939	2	82	332	310	293	4	4	939	2	82
10 DO CARLSON	1,108	9	9	1,117	0	238	502	426	314	3	3	1,245	0	110	502	426	314	3	3	1,245	0	110
11 DO CASTRO PARK	921	11	11	932	1	230	334	370	325	6	6	1,035	1	127	334	370	325	6	6	1,035	1	127
12 DO GADSDEN	714	11	11	725	0	174	282	283	238	5	5	808	3	88	282	283	238	5	5	808	3	88
13 DO SUNNYSIDE	823	22	22	845	0	199	374	355	208	4	4	941	1	102	374	355	208	4	4	941	1	102
14 GREATER SAN PEDRO	1,210	12	12	1,222	1	267	338	570	407	5	5	1,320	1	169	338	570	407	5	5	1,320	1	169
15 HEREFORD	1,393	15	15	1,408	2	380	498	576	457	8	8	1,539	1	250	498	576	457	8	8	1,539	1	250
16 HUACHUCA	667	16	16	683	0	109	273	204	225	7	7	709	2	81	273	204	225	7	7	709	2	81
17 MCNEAL	595	6	6	601	0	149	183	339	140	3	3	665	0	85	183	339	140	3	3	665	0	85
18 NACO	352	7	7	359	0	124	177	170	87	2	2	436	0	47	177	170	87	2	2	436	0	47
19 PALOMINAS	904	15	15	919	0	228	346	394	260	4	4	1,004	0	143	346	394	260	4	4	1,004	0	143
20 PIRTLEVILLE	735	12	12	747	0	173	297	330	205	6	6	838	1	81	297	330	205	6	6	838	1	81
21 POMERENE	765	9	9	774	0	207	268	283	271	5	5	827	1	153	268	283	271	5	5	827	1	153
22 PORTAL	187	2	2	189	0	94	125	72	37	0	0	234	0	49	125	72	37	0	0	234	0	49
23 SAN SIMON	158	0	0	158	0	26	42	70	50	0	0	162	0	22	42	70	50	0	0	162	0	22
24 ST DAVID	1,244	21	21	1,265	0	334	335	563	431	9	9	1,338	0	261	335	563	431	9	9	1,338	0	261
25 SUNIZONA	298	8	8	306	0	118	144	126	65	3	3	338	0	86	144	126	65	3	3	338	0	86
26 SV AVENIDA DEL SOL	1,530	20	20	1,550	1	366	534	634	479	9	9	1,656	0	261	534	634	479	9	9	1,656	0	261
27 SV BUFFALO SOLDIER	1,928	29	29	1,957	0	467	721	669	679	15	15	2,084	5	335	721	669	679	15	15	2,084	5	335
28 SV BUSBY	1,081	27	27	1,108	0	243	470	344	355	4	4	1,173	5	173	470	344	355	4	4	1,173	5	173
29 SV CARMELITA	732	12	12	744	0	174	281	294	222	5	5	802	1	115	281	294	222	5	5	802	1	115
30 SV CLOUD	591	18	18	609	1	152	228	194	231	6	6	659	1	102	228	194	231	6	6	659	1	102
31 SV COLLEGE	1,205	21	21	1,226	0	294	507	432	376	8	8	1,323	2	195	507	432	376	8	8	1,323	2	195
32 SV COUNTRY CLUB	1,574	16	16	1,590	0	396	477	758	466	5	5	1,706	1	279	477	758	466	5	5	1,706	1	279

	Judge of the Superior Court Div. 4						Judge of the Superior Court Div. 5							
	VOTE FOR 1						VOTE FOR 1							
	Dickerson, Tim	Write-in Totals	Write-in: Not Assigned	Total Votes Cast	Overvotes	Undervotes	Carl, Anne	Lindstrom, Jason	Russell, Sandy	Write-in Totals	Write-in: Not Assigned	Total Votes Cast	Overvotes	Undervotes
33 SV ESTATES	1,265	22	22	1,287	0	281	432	408	500	17	17	1,357	1	210
34 SV HOPI	1,058	19	19	1,077	1	240	429	410	297	7	7	1,143	1	174
35 SV MOSON	1,376	13	13	1,389	1	280	336	622	519	6	6	1,483	3	184
36 SV PUEBLO DEL SOL	959	14	14	973	0	216	375	333	325	11	11	1,044	0	145
37 SV RAMSEY	1,078	16	16	1,094	0	237	448	418	292	6	6	1,164	0	167
38 SV SNYDER	773	15	15	788	0	209	261	317	250	5	5	833	1	163
39 SV SOLDIER CREEK	1,432	30	30	1,462	0	404	604	437	558	7	7	1,606	3	257
40 SV TOWN & COUNTRY	1,414	18	18	1,432	0	290	546	565	401	7	7	1,519	1	202
41 SV VILLAGE MEADOWS	1,639	22	22	1,661	0	401	518	780	495	6	6	1,799	3	260
42 SV VISTA VILLAGE	1,164	16	16	1,180	0	290	441	399	421	15	15	1,276	0	194
43 SV YAQUI	1,554	23	23	1,577	0	405	628	664	386	6	6	1,684	4	294
44 TOMBSTONE	1,095	20	20	1,115	0	262	338	550	277	10	10	1,175	0	202
45 WEBB	407	5	5	412	0	84	114	204	115	2	2	435	0	61
46 WHETSTONE	1,591	32	32	1,623	0	294	650	586	446	14	14	1,696	1	220
47 WI KANSAS SETTLEMENT	889	9	9	898	0	212	256	410	278	7	7	951	0	159
48 WI STEWART	765	12	12	777	0	201	212	275	326	4	4	817	0	161
49 WI WILLCOX	598	13	13	611	0	132	246	198	205	4	4	653	0	90
Totals	47,715	748	748	48,463	9	12,380	18,424	19,443	14,740	302	302	52,909	53	7,890

		Board Member Bisbee USD 2									
		VOTE FOR 3									
		Littrell, Ann	Loy, Carol	Rodriguez, Elyse	Vertrees, Christopher	Williams, Alison	Write-in Totals	Write-in: Not Assigned	Total Votes Cast	Overvotes	Undervotes
04 BI BISBEE		397	515	358	346	514	13	13	2,143	0	1,349
05 BI DON LUIS		473	488	428	555	330	8	8	2,282	0	991
06 BI WARREN		456	539	401	468	460	15	15	2,339	3	1,240
17 MCNEAL		118	84	70	97	104	2	2	475	0	239
20 PIRTLEVILLE		49	30	29	40	39	0	0	187	0	110
Totals		1,493	1,656	1,286	1,506	1,447	38	38	7,426	3	3,929

Board Member Bowie USD 14

VOTE FOR 5

07 BOWIE	Garris, George	74	74
	Goodman, Jeff	110	110
	Klump, John Lloyd	127	127
	Klump, Riley	126	126
	Myers, Michael	106	106
	Portugal Ricardo	115	115
	Ragan, Dean	68	68
	Write-in Totals	72	72
	Write-in: Not Assigned	72	72
	Total Votes Cast	798	798
	Overvotes	5	5
	Undervotes	277	277
Totals			

Board Member Sierra Vista USD 68										
VOTE FOR 3										
	Boutte, Yulonda	Johnson, Maudelynn "Connie"	Kiyabu, Kale	Robinson, Kimberly	Write-in Totals	Write-in: Not Assigned	Total Votes Cast	Overvotes	Undervotes	
15 HEREFORD	7	7	3	7	0	0	24	0	12	
26 SV AVENIDA DEL SOL	885	1,009	785	1,120	45	45	3,844	0	1,907	
27 SV BUFFALO SOLDIER	1,268	1,155	1,062	1,443	60	60	4,988	6	2,278	
28 SV BUSBY	686	676	470	759	33	33	2,624	3	1,426	
29 SV CARMELITA	459	458	366	527	13	13	1,823	6	925	
30 SV CLOUD	328	357	319	428	11	11	1,443	3	840	
31 SV COLLEGE	754	730	593	889	17	17	2,983	0	1,577	
32 SV COUNTRY CLUB	1,007	972	693	1,152	34	34	3,858	3	2,097	
33 SV ESTATES	708	778	612	830	30	30	2,958	6	1,740	
34 SV HOPI	598	700	543	761	21	21	2,623	3	1,328	
35 SV MOSON	222	206	206	265	4	4	903	3	459	
36 SV PUEBLO DEL SOL	616	625	447	711	24	24	2,423	3	1,141	
37 SV RAMSEY	270	289	206	292	12	12	1,069	0	707	
38 SV SNYDER	447	495	389	549	21	21	1,901	0	1,090	
39 SV SOLDIER CREEK	845	866	741	1,107	30	30	3,589	3	1,970	
40 SV TOWN & COUNTRY	955	903	650	1,050	27	27	3,585	3	1,578	
41 SV VILLAGE MEADOWS	1,050	1,059	871	1,156	40	40	4,176	3	2,007	
42 SV VISTA VILLAGE	634	754	577	856	38	38	2,859	0	1,551	
43 SV YAQUI	974	902	844	1,115	46	46	3,881	0	2,065	
Totals	12,713	12,941	10,377	15,017	506	506	51,554	45	26,698	

Board Member St. David USD 21

	VOTE FOR 3										
	Allred, Amy	Davis, Jay Tyler	DeSpain, Dustin	Etter, Jessica	Kartchner, Jacob	Kirschmann, Robert	Write-in Totals	Write-in: Not Assigned	Total Votes Cast	Overvotes	Undervotes
01 BE BENSON	0	0	0	0	0	0	0	0	0	0	0
02 BE J-SIX	2	1	1	1	3	1	0	0	9	0	0
03 BE SAN PEDRO	180	94	159	114	206	97	8	8	858	0	531
24 ST DAVID	493	614	734	508	869	410	32	32	3,660	3	1,128
46 WHETSTONE	0	0	0	0	0	0	0	0	0	0	0
Totals	675	709	894	623	1,078	508	40	40	4,527	3	1,659

		Board Member Bowie FD 02	
		VOTE FOR 2	
	Turner, Loren	120	120
	Write-in Totals	54	54
	Write-in: Christiernsson, Florina	34	34
	Write-in: Goodman, Penni	8	8
	Write-in: Unofficial 1	12	12
	Write-in: Not Assigned	0	0
	Total Votes Cast	174	174
	Overvotes	0	0
	Undervotes	144	144
07 BOWIE			
Totals		120	120

		Board Member Palominas FD 06							VOTE FOR 2		
		Chouinard, Catherine	Ferrel, Dennis	Kean, Michael	Maas, Neal	Write-in Totals	Write-in: Not Assigned	Total Votes Cast	Overvotes	Undervotes	
05 BI DON LUIS		27	15	21	16	4	4	83	0	29	
15 HEREFORD		377	369	373	210	9	9	1,338	2	564	
19 PALOMINAS		429	321	488	350	8	8	1,596	2	660	
Totals		833	705	882	576	21	21	3,017	4	1,253	

		Board Member Naco Sanitary Dist.	
		VOTE FOR 2	
	Behney, Charles	124	124
	Dey, Stephen	128	128
	Write-in Totals	42	42
	Write-in: Unofficial 2	3	3
	Write-in: Vardaman, Emilie	30	30
	Write-in: Unofficial 1	9	9
	Write-in: Not Assigned	0	0
	Total Votes Cast	294	294
	Overvotes	0	0
	Undervotes	218	218
18 NACO			
Totals		124	128

Council Member Sierra Vista

VOTE FOR 3

	Gray, Rachel	Landry, Angelica	Write-in Totals	Write-in: Unofficial 2	Write-in: Unofficial 3	Write-in: Boston, Kathy	Write-in: Johnson, Gregory L	Write-in: Malone, Daman	Write-in: Rich, Frank	Write-in: Unofficial 1	Write-in: Not Assigned	Total Votes Cast	Overvotes	Undervotes
26 SV AVENIDA DEL SOL	873	893	339	11	5	93	65	48	17	100	0	2,105	0	2,128
27 SV BUFFALO SOLDIER	1,519	1,508	619	18	7	129	152	82	66	165	0	3,646	0	3,626
28 SV BUSBY	829	828	264	6	2	60	31	54	20	91	0	1,921	0	2,132
29 SV CARMELITA	573	580	185	3	2	45	42	29	24	40	0	1,338	0	1,416
30 SV CLOUD	484	450	152	1	1	36	23	24	16	51	0	1,086	0	1,200
31 SV COLLEGE	783	782	274	7	2	67	71	23	29	75	0	1,839	3	1,956
32 SV COUNTRY CLUB	1,229	1,184	423	13	4	86	162	44	41	73	0	2,836	0	3,122
33 SV ESTATES	242	234	73	3	2	13	14	8	4	29	0	549	0	576
34 SV HOPI	794	790	277	11	7	54	63	31	35	76	0	1,861	0	1,988
36 SV PUEBLO DEL SOL	746	773	285	11	3	56	55	41	30	89	0	1,804	0	1,763
38 SV SNYDER	588	613	210	5	3	52	51	24	16	59	0	1,411	0	1,580
39 SV SOLDIER CREEK	1,070	1,078	345	7	2	70	48	46	37	135	0	2,493	0	2,703
40 SV TOWN & COUNTRY	1,120	1,086	448	9	2	102	132	66	40	97	0	2,654	0	2,512
41 SV VILLAGE MEADOWS	1,108	1,199	444	6	5	101	100	70	57	105	0	2,751	0	2,847
42 SV VISTA VILLAGE	901	892	293	10	7	45	67	41	20	103	0	2,086	0	2,324
43 SV YAQUI	20	20	4	0	0	1	1	1	0	1	0	44	0	55
Totals	12,879	12,910	4,635	121	54	1,010	1,077	632	452	1,289	0	30,424	3	31,928

		Council Member Huachuca City	
		VOTE FOR 1	
		Trate, Debra	556
		Write-in Totals	27
		Write-in: Not Assigned	27
		Total Votes Cast	583
		Overvotes	0
		Undervotes	100
16 HUACHUCA			
Totals			556
			27
			27
			583
			0
			100

		Council Member Huachuca City	
		VOTE FOR 3	
	Hirshberg, Christy	556	556
	Write-in Totals	194	194
	Write-in: Unofficial 2	68	68
	Write-in: Unofficial 3	4	4
	Write-in: Post, Jean	24	24
	Write-in: Unofficial 1	98	98
	Write-in: Not Assigned	0	0
	Total Votes Cast	750	750
	Overvotes	0	0
	Undervotes	1,299	1,299
16 HUACHUCA			
Totals		556	1,299

	PROPOSITION 207					PROPOSITION 208				
	VOTE FOR 1					VOTE FOR 1				
	YES	NO	Total Votes Cast	Overvotes	Undervotes	YES	NO	Total Votes Cast	Overvotes	Undervotes
01 BE BENSON	789	604	1,393	0	29	586	798	1,384	0	38
02 BE J-SIX	882	818	1,700	0	35	623	1,069	1,692	1	42
03 BE SAN PEDRO	781	713	1,494	0	36	659	826	1,485	1	44
04 BI BISBEE	970	163	1,133	0	31	890	233	1,123	0	41
05 BI DON LUIS	756	357	1,113	0	53	716	395	1,111	0	55
06 BI WARREN	891	267	1,158	0	36	797	355	1,152	0	42
07 BOWIE	116	93	209	0	7	63	142	205	0	11
08 COCHISE STRONGHOLD	734	649	1,383	0	41	538	844	1,382	0	42
09 DO CALVARY	596	393	989	0	34	714	273	987	0	36
10 DO CARLSON	660	635	1,295	1	59	843	456	1,299	1	55
11 DO CASTRO PARK	669	422	1,091	1	71	768	322	1,090	0	73
12 DO GADSDEN	455	380	835	0	64	575	265	840	2	57
13 DO SUNNYSIDE	579	422	1,001	0	43	613	380	993	0	51
14 GREATER SAN PEDRO	791	676	1,467	0	23	583	877	1,460	2	28
15 HEREFORD	914	852	1,766	0	24	753	1,012	1,765	0	25
16 HUACHUCA	497	279	776	0	16	369	407	776	0	16
17 MCNEAL	394	341	735	1	14	298	431	729	1	20
18 NACO	311	152	463	2	18	309	153	462	0	21
19 PALOMINAS	637	487	1,124	0	23	464	660	1,124	1	22
20 PIRTEVILLE	515	370	885	0	35	572	316	888	0	32
21 POMERENE	480	479	959	0	22	383	573	956	0	25
22 PORTAL	175	101	276	0	7	146	126	272	0	11
23 SAN SIMON	91	90	181	0	3	72	109	181	0	3
24 ST DAVID	660	902	1,562	1	36	551	1,012	1,563	2	34
25 SUNIZONA	237	177	414	0	10	174	243	417	0	7
26 SV AVENIDA DEL SOL	1,003	883	1,886	0	31	938	940	1,878	0	39
27 SV BUFFALO SOLDIER	1,218	1,180	2,398	0	26	1,139	1,235	2,374	1	49
28 SV BUSBY	793	526	1,319	0	32	724	596	1,320	0	31
29 SV CARMELITA	488	408	896	0	22	437	458	895	1	22
30 SV CLOUD	490	258	748	0	14	388	348	736	0	26
31 SV COLLEGE	813	682	1,495	0	25	756	732	1,488	1	31
32 SV COUNTRY CLUB	849	1,087	1,936	0	50	853	1,094	1,947	1	38

	PROPOSITION 207						PROPOSITION 208					
	VOTE FOR 1			VOTE FOR 1			VOTE FOR 1			VOTE FOR 1		
	YES	NO	Total Votes Cast	Overvotes	Undervotes		YES	NO	Total Votes Cast	Overvotes	Undervotes	
33 SV ESTATES	858	677	1,535	0	33		719	818	1,537	0	31	
34 SV HOPI	736	554	1,290	0	28		648	633	1,281	1	36	
35 SV MOSON	925	727	1,652	0	18		610	1,033	1,643	0	27	
36 SV PUEBLO DEL SOL	685	477	1,162	0	27		584	571	1,155	0	34	
37 SV RAMSEY	699	605	1,304	1	26		564	744	1,308	1	22	
38 SV SNYDER	530	454	984	0	13		493	486	979	0	18	
39 SV SOLDIER CREEK	1,169	646	1,815	0	51		1,000	806	1,806	0	60	
40 SV TOWN & COUNTRY	819	876	1,695	0	27		742	946	1,688	2	32	
41 SV VILLAGE MEADOWS	1,018	995	2,013	0	49		906	1,105	2,011	0	51	
42 SV VISTA VILLAGE	842	601	1,443	1	26		745	696	1,441	1	28	
43 SV YAQUI	892	1,061	1,953	0	29		822	1,121	1,943	1	38	
44 TOMBSTONE	768	574	1,342	0	35		486	847	1,333	0	44	
45 WEBB	237	249	486	0	10		213	273	486	0	10	
46 WHETSTONE	1,060	829	1,889	0	28		721	1,165	1,886	1	30	
47 WI KANSAS SETTLEMENT	536	543	1,079	1	30		407	670	1,077	0	33	
48 WI STEWART	401	561	962	2	14		350	606	956	0	22	
49 WI WILLCOX	373	350	723	1	19		320	403	723	0	20	
Totals	32,782	26,625	59,407	12	1,433		28,624	30,603	59,227	22	1,603	

	PROPOSITION 402					PROPOSITION 403				
	VOTE FOR 1		VOTE FOR 1		Undervotes	VOTE FOR 1		VOTE FOR 1		Undervotes
	YES	NO	Total Votes Cast	Overvotes		YES	NO	Total Votes Cast	Overvotes	
04 BI BISBEE	661	344	1,005	0	371	625	996	0	67	
05 BI DON LUIS	379	445	824	0	229	596	825	0	66	
06 BI WARREN	554	453	1,007	0	325	679	1,004	0	65	
Totals	1,594	1,242	2,836	0	925	1,900	2,825	0	198	

	PROPOSITION 406				PROPOSITION 407					
	VOTE FOR 1		VOTE FOR 1		VOTE FOR 1		VOTE FOR 1			
	YES	NO	Total Votes Cast	Overvotes	Undervotes	YES	NO	Total Votes Cast	Overvotes	Undervotes
04 BI BISBEE	576	377	953	0	84	617	310	927	0	110
05 BI DON LUIS	353	457	810	0	70	383	407	790	0	90
06 BI WARREN	487	474	961	1	74	529	404	933	2	101
Totals	1,416	1,308	2,724	1	228	1,529	1,121	2,650	2	301

	PROPOSITION 408				PROPOSITION 409					
	VOTE FOR 1		VOTE FOR 1		VOTE FOR 1		VOTE FOR 1			
	YES	NO	Total Votes Cast	Overvotes	Undervotes	YES	NO	Total Votes Cast	Overvotes	Undervotes
04 BI BISBEE	493	378	871	0	166	640	265	905	0	132
05 BI DON LUIS	293	471	764	1	115	420	370	790	1	89
06 BI WARREN	427	467	894	0	142	564	371	935	0	101
Totals	1,213	1,316	2,529	1	423	1,624	1,006	2,630	1	322

	PROPOSITION 412					PROPOSITION 413					
	VOTE FOR 1		VOTE FOR 1		Undervotes	Overvotes	VOTE FOR 1		VOTE FOR 1		Undervotes
	YES	NO	Total Votes Cast	Undervotes			Overvotes	YES	NO	Total Votes Cast	
04 BI BISBEE	635	257	892	145	0	639	256	895	142	0	
05 BI DON LUIS	418	350	768	112	0	417	366	783	97	0	
06 BI WARREN	564	342	906	130	0	586	336	922	114	0	
Totals	1,617	949	2,566	387	0	1,642	958	2,600	353	0	

	PROPOSITION 414				PROPOSITION 415					
	VOTE FOR 1		VOTE FOR 1		VOTE FOR 1		VOTE FOR 1			
	YES	NO	Total Votes Cast	Overvotes	Undervotes	YES	NO	Total Votes Cast	Overvotes	Undervotes
04 BI BISBEE	742	202	944	0	93	511	351	862	0	175
05 BI DON LUIS	472	333	805	0	75	306	462	768	0	112
06 BI WARREN	655	309	964	0	72	446	449	895	0	141
Totals	1,869	844	2,713	0	240	1,263	1,262	2,525	0	428

	PROPOSITION 418					PROPOSITION 401				
	VOTE FOR 1		VOTE FOR 1		Undervotes	VOTE FOR 1		VOTE FOR 1		Undervotes
	YES	NO	Total Votes Cast	Overvotes		Undervotes	YES	NO	Total Votes Cast	
16 HUACHUCA	580	279	859	0	39	377	282	659	0	24
44 TOMBSTONE	580	279	859	0	39	377	282	659	0	24
Totals	580	279	859	0	39	377	282	659	0	24

**Presidential Electors
Electores Presidenciales**

TOTAL VOTES

**SIMMONS
ROZE**

NONE

5

Boyer, Celeslie L
Curtis, Sydney
Ehmann, Maryann
Grapentine, Valerie
Korth, Jared
Langston, JoAnna

Martin, Erica
McMurray Jr, Dennis
McMurray, Kia
Sanchez, Brittany
Scheier, Veronica

U.S. Senator (Term Expires Jan. 3, 2023)

Senador Federal (Plazo Expira 3 de enero de 2023)

Davida, Edward	REP	1
Schiess, John	REP	2
Simmons, Debbie	REP	2
Thomas, Patrick "Pat"	REP	0
Arif, Mohammad "Mike Obama"	DEM	2
Chilton, Adam	DEM	0
Kapadia, Perry	DEM	1
Stewart, Buzz	DEM	0
Dorchester, Matthew	LBT	8
Rodriguez, Joshua	UPA	2
Stevens, Jim	NONE	1
Glenn, Nicholas N.	IRP	1
Beckett, Christopher	IND	3
Decker, William "Will"	IND	0
Haupt, Mathew	IND	6
Rodriguez, Benjamin	IND	0
Saenz, Frank	IND	0

U.S. Representative in Congress – Dist. 2

Diputado Federal en el Congreso Dist. 2

Bah, Iman	IND	28
Schlass, Brandon	CSM	6

State Representative – Dist. 14

Diputado Estatal Dist. 14

Hampton, Joshua	DEM	7
-----------------	-----	---

Corporation Commissioner

Comisionado de Corporación

Finerd, Patrick	REP	6
Gibson, Christina	NONE	14

Board of Supervisors Dist. 2		TOTAL VOTES
Junta de Supervisores Dist. 2		
Eickenbrock, Anna	IND	37

Section two – Non Partisan Ballot / Seccion Dos – Boleta Partidaria

City of Sierra Vista Council Member		
Miembro del Concejo de City of Sierra Vista		
Boston, Kathy		1010
Johnson, Gregory L.		1077
Malone, Daman		632
Rich, Frank		452

Town of Huachuca City Council Member (4 Year term)		
Miembro del Concejo de Town of Huachuca City		
Post, Jean		24

Bowie Fire Dist. Board Member		
Miembro de la Junta de Bowie Fire Dist.		
Christiernsson, Florina		34
Goodman, Penni		8

Naco Sanitary District Board Member		
Miembro de la Junta de Naco Sanitary Distrito		
Vardaman, Emilie		30

TOTAL NUMBER OF OFFICIAL WRITE-INS: 3425



Cochise County, Arizona
2020 GENERAL ELECTION FACTS & STATISTICS
 Canvass Report for Board of Supervisors
 11/19/2020

Turnout by Year

ELECTION	REGISTERED VOTERS	TOTAL VOTES	TOTAL VOTER TURNOUT %	TOTAL OF EARLY VOTES	% VOTED EARLY
2020 General	82,018	60,963	74%	48,865	80%
2020 Primary	76,795	28,523	37%	24,238	85%
2020 PPE (DEM only)	20,356	9,888	48%	8,897	90%
2018 General	70,854	45,927	65%	34,144	74%
2018 Primary	69,442	26,425	38%	19,615	74%
2016 General	75,157	50,601	67%	34,070	67%
2016 Primary	72,673	22,566	31%	16,818	75%
2016 Special	71,900	22,060	31%	18,608	84%
2016 PPE (all parties)	45,952 *	24,310	53%	16,496	68%
2014 General	68,657	37,218	54%	23,705	64%
2014 Primary	67,454	22,360	33%	14,775	66%

- PPE Registered Voter Total Excludes Independents (not eligible to vote)

Write In Candidates 36 official

Presidential Electors	5
U.S. Senator	17
U.S. Representative	2
State Representative	1
Corporation Commission	2
BOS – District 2	1
City of Sierra Vista	4
Town of Huachuca City	1
Bowie Fire District	2
Naco Sanitary District	1

Total number of write in votes 13,974

Total number of valid write in votes 3,425

Ballots requiring duplication 1295

Voter Intent, Damage, Unreadable, etc. Approximately 600 duplicated due to envelope opening machine calibration. Ballots are duplicated by a 2 person team of opposite party members of the Early Board.

Ballot Styles 223

Candidate rotation required in certain races. Ballots programmed by Precinct Part. No party ballot styles or city only ballots in a General Election. A Fed only ballot for each of the 49 Precincts was created.

The City of Bisbee had a two-page ballot due to a total of 14 ballot measures. This required additional handling by the Early Boards and Tabulation due to number of sheets tabulated. Only one ballot can be cast by a voter, regardless of the number of pages in that ballot.

Jurisdictional Elections: 11

- City of Sierra Vista – Councilmembers
- City of Bisbee – Ballot Measures (2) and Charter Amendments (12) = 2 page ballot
- City of Tombstone – Ballot Measure
- Town of Huachuca City – Councilmembers and Ballot Measure

Bowie Fire District
Palominas Fire District

Naco Sanitary District

Bisbee Unified School District #02
Sierra Vista Unified School District #68

Bowie Unified School District #14
St. David Unified School District #21

Cancelled / Appointed Elections:

Special Districts	23
School Districts	17

ELECTION DEPARTMENT STATISTICS

This is the 5th and final election held in Cochise County in 2020. This is the fourth election to be conducted during a world wide pandemic (COVID 19)

All 17 Vote Centers were open and none were relocated in this election. Vote Center 1 was relocated from the Douglas Visitor Center to the County Service Center in August due to COVID 19. The County Service Center in Douglas will remain the location for future elections.

160 Pollworkers were trained during the week of Oct 12-16, 2020

- 9 classes in total – 1 specifically for Troubleshooters
- 16 county employees used to pickup/deliver Vote Center equipment and assist in warehouse.
- 5 IT employees used to assist in programming/testing election equipment.
- Pollworkers: No county employees were required to work due to lack of public participation. Some took a vacation day to serve as a pollworker.
- 5 pollworkers excused due to concerns about their health during the pandemic. We had 30 on reserve standby. Due to overwhelming public response, we stopped accepting poll worker applications October 1.
- Troubleshooters: Required to be a county employee as of 2018 (10 used total)
- Couriers: Required to be a county employee in county vehicle as of 2018. Teams of two of opposite party. Team member not required to be employee. (16 used) + team member (5). Most couriers are department directors.
-

RECORDER'S OFFICE STATISTICS

- 3,457 voters came into the Recorder's Office in Bisbee to vote early from October 7 to October 30. M-F from 8:00am to 5:00pm. 2 Saturday options were held on October 17 and October 24.
- 23,109 voters used one of the drop boxes located throughout the county inside 5 service centers for this election alone. 1 additional site added for a total of 6 locations:
 - Bisbee 3646
 - Benson 2848
 - Douglas 2558
 - Willcox 719
 - Sierra Vista 9281
 - City Hall – Sierra Vista 4057

- 54 voters utilized Emergency Voting in person on November 2, 2020 at the Recorder’s Office. No other Emergency Voting sites were opened.
- The Recorder’s Office sent out 4 Special Election Boards to vote people unable to come in.
- Due to several court orders on a state level, the voter registration deadline was extended from October 5 to October 10 causing a serious disruption in processing early ballots across the state.
- 234 ballots were rejected at 5:00pm on November 10, 2020 for failure to cure the signature.

VOTE CENTER FACTS & STATISTICS

- This was a General Presidential Election with all eligible voters able to participate.
- We had 82,018 registered active voters with a turnout of 74.33%
- 80% of voters chose to vote early by mail or in person. This continues to rise every election with less people voting in person on election day.
- Voter registration breakdown:

Status	REP	DEM	LBT	Other	Total
Active	32,941	21,520	741	26,816	82,018
Inactive	5,687	3,705	98	2,775	12,265
Total	38,628	25,225	839	29,591	94,283

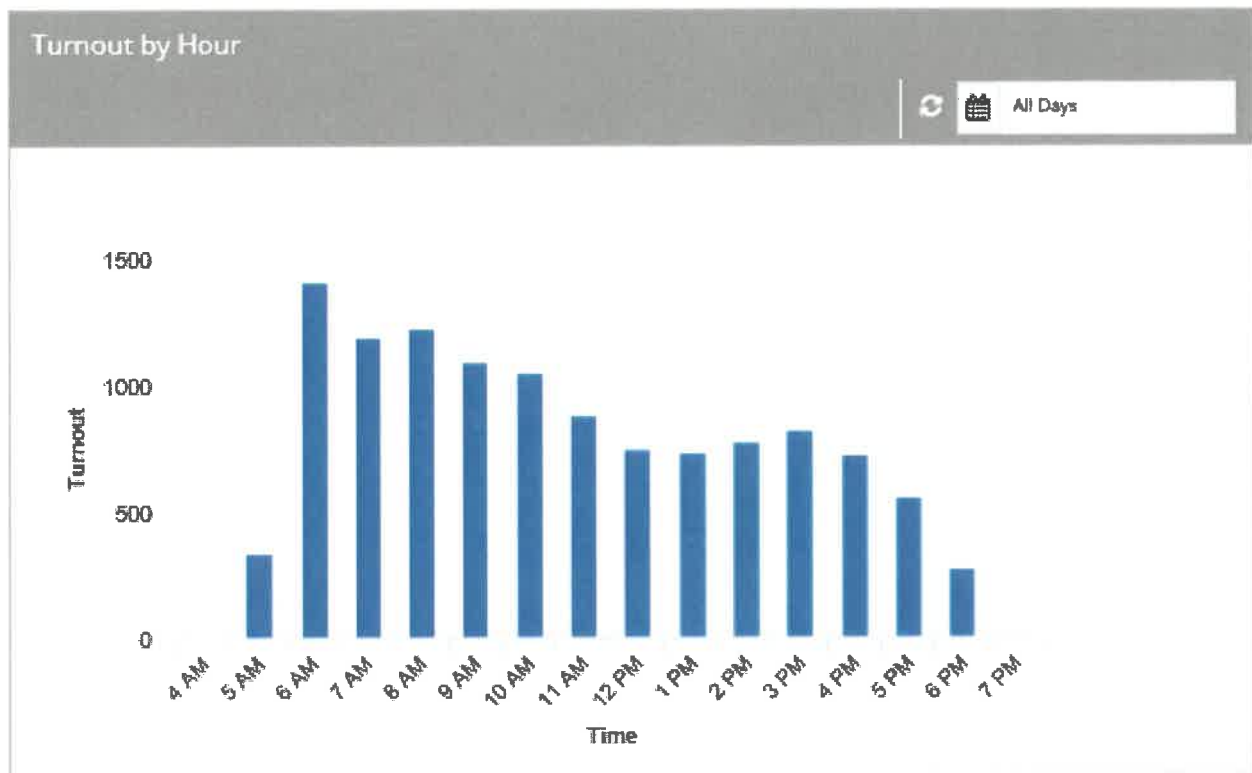
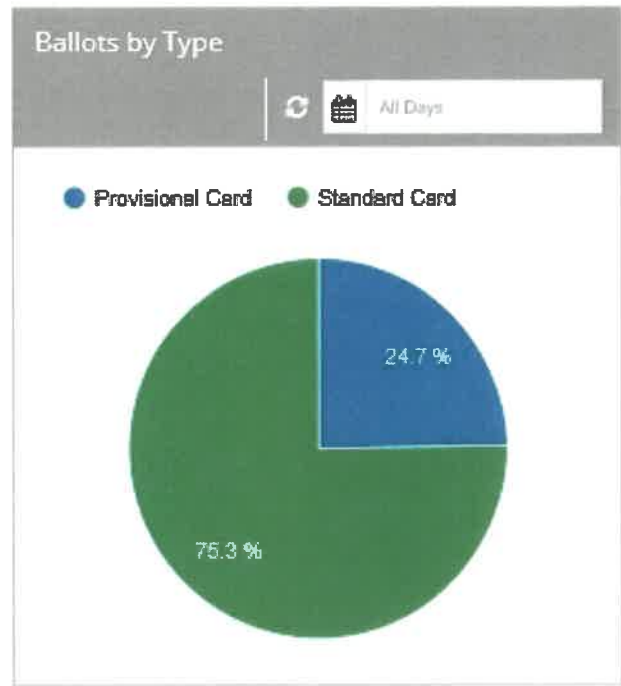
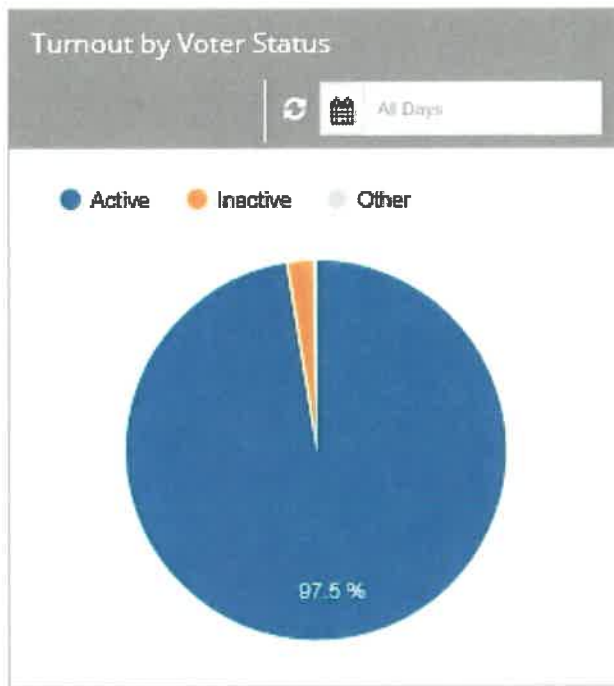
- The Recorder mailed 60,681 ballots to PEVL or one time request voters.
- The Governor declared a state of emergency in Arizona on March 11 due to the COVID-19 virus.
- The pre-Logic and Accuracy Testing was performed on equipment on September 25, 2020.
- The Arizona Secretary of State conducted the Logic and Accuracy testing on equipment on October 1, 2020 with no defencies noted.
- The post-Logic and Accuracy Testing was performed on November 16, 2020 with the same results as the pre-test.
- All 17 Vote Centers opened promptly at 6:00am.
- There were no issues of major concern on Election Day in our county.
- The County website experienced no difficulties and the first results were posted at 8:01pm
- All results were uploaded to the Arizona Secretary of State successfully and timely.
- Results were updated 4 times on election night. The last upload at 9:46pm.
- The Elections Department was closed at 10:30pm.
- 12,444 people voted at the 17 Vote Centers throughout the County.

- 2,380 Early Ballots were dropped off at the Vote Centers on Election Day. These included ballots dropped off by the USPS at the end of day at various Vote Centers around the county so they could be in our possession by 7pm election night.
- Vote Centers reported less than 30 minutes wait time across the county.
- The busiest times were 6am until 11:00am with a steady or declining trend towards the end of the day.
- Most Vote Centers had a line of voters when they opened at 6am and were able to process those voters efficiently within an hour at the largest center.
- County Party Chairmen were updated regularly throughout the day with turnout.
- There were 75 authorized Party Observers. No substantial complaints reported with minimum phone calls.
- No DOJ Observers in the county at any election in 2020 although there were in the state on Election day. This is significant as we have had DOJ Observers every year prior even though we have not been under consent degree for sometime.
- No curbside voting or ADA accessibility issues arose.
- 5 phone bank operators logged approximately 200 calls from 4am to 10pm.
- Both Parties participated in the Hand Count audit on November 7, 2020 with no significant discrepancy reported.

PROVISIONAL BALLOTS

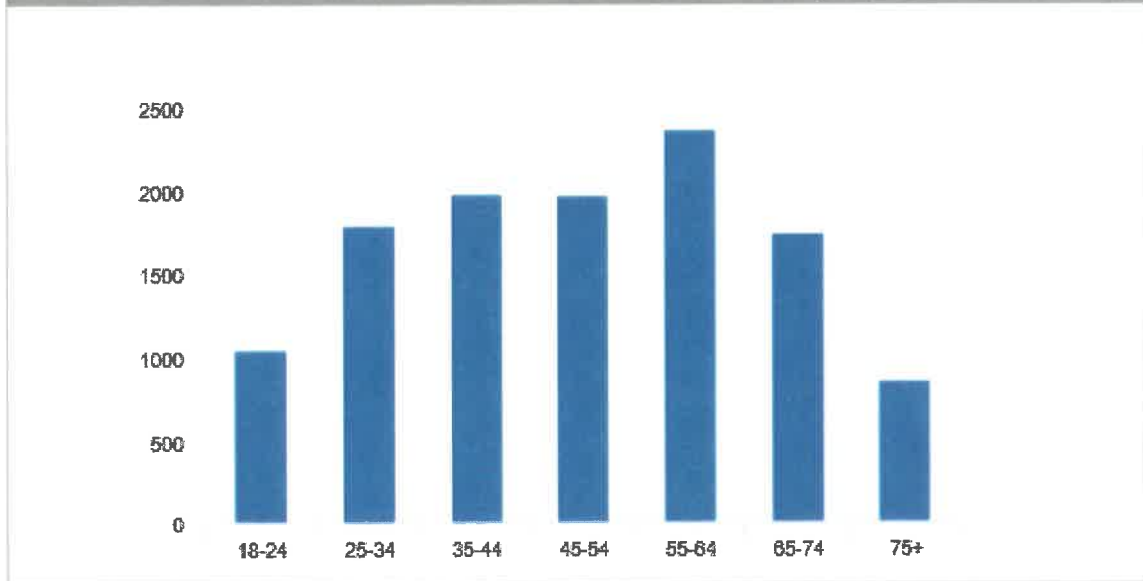
- 3009 voters cast a Provisional Ballot at a Vote Center.
- 10 ballots were deposited into the DS200's by mistake. These voter records verified they were eligible voters and this continues to be a training issue with Poll workers.
- 2,663 Provisional Ballots were accepted. 330 were rejected.
 - 28 already voted
 - 113 not registered
 - 166 not eligible
 - 21 no signature
 - 2 no ID provided
 - There were 2 Conditional Provisional ballots issued and rejected.
- 2,002 Provisional Ballots were issued due to voter being issued an Early Ballot. These are usually PEVL voters who chose to vote in person instead but may not remove themselves from the list.

STATS BY VOTE CENTER



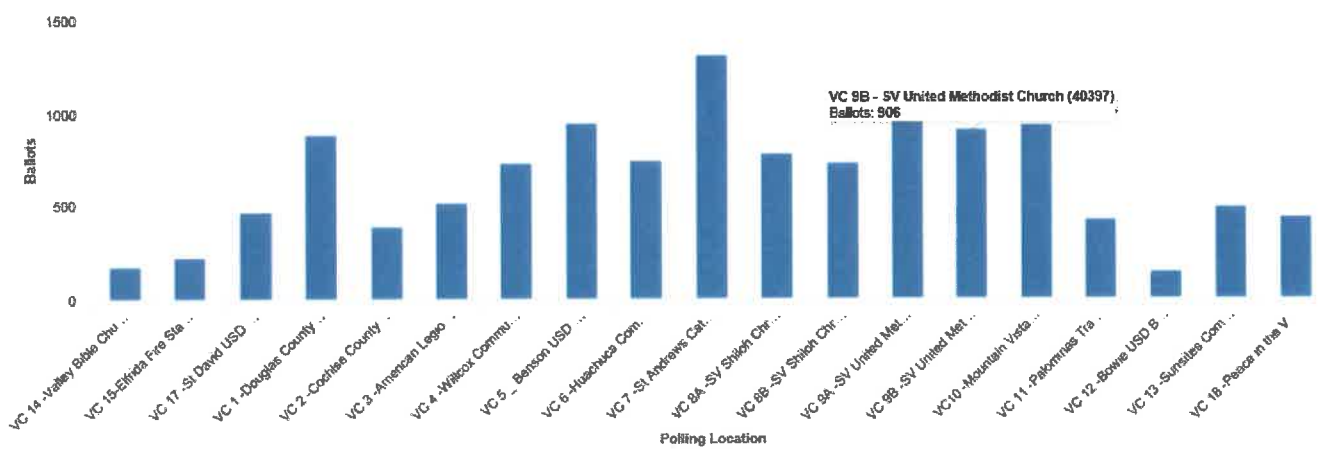
Turnout by Age

🔄 📅 All Days



Ballots by Polling Location

🔄 📅 All Days



Turn out by Vote Center

Provisional and Dropped off Early Ballots by Vote Center

<i>Vote Center Name</i>	<i>Regular Voters</i>	<i>Provisional Voters</i>	<i>Dropped off Early Ballots</i>
VC 1 - Douglas County Svc. Center	471	410	224
VC 2 - Cochise County BOS Rm	295	95	93
VC 3 - American Legion Hall	417	98	83
VC 4 - Willcox Community Center	813	200	191
VC 5 - Benson USD Board Rm	734	207	207
VC 6 - Huachuca Community Center	569	174	98
VC 7 - St Andrews Catholic Church -Kino Hall	975	335	236
VC 8A/B - SV Shiloh Christian Ministries	1131	371	394
VC 9A/B - SV United Methodist Church	1425	420	284
VC 10 - Mountain Vista Baptist Church	758	164	134
VC 11 - Palominas Training Center	335	96	62
VC 12 - Bowie USD Board Rm	115	27	15
VC 13 - Sunsites Community Center	379	116	90
VC 14 - Valley Bible Church	134	43	33
VC 15- Elfrida Fire Station	178	45	28
VC 17 - St David USD	363	104	124
VC 18 - Peace in the Valley Church	333	104	77

9425* 3009 2380

The 9435 total on results = 10 Prov in DS200
for total of 12,343 people on election day