

Cochise County BOS Work Session

COVID-19 Overview



Cochise Health and
Social Services

12/17/2021

COVID-19 Work Session 12/17/21 | Agenda

Welcome and Opening Remarks – Alicia M. Thompson, DrPH, LMSW, Health Director

Hospital Status Update — Judy Lynn, Director ES

COVID-19 Trends

- **Case Counts** — Alicia M. Thompson
- **Vaccine Overview** — Vicky King, Director of Nursing

School Update – Daniel Williamson, MPH – School Epidemiologist

Q&A - BOS

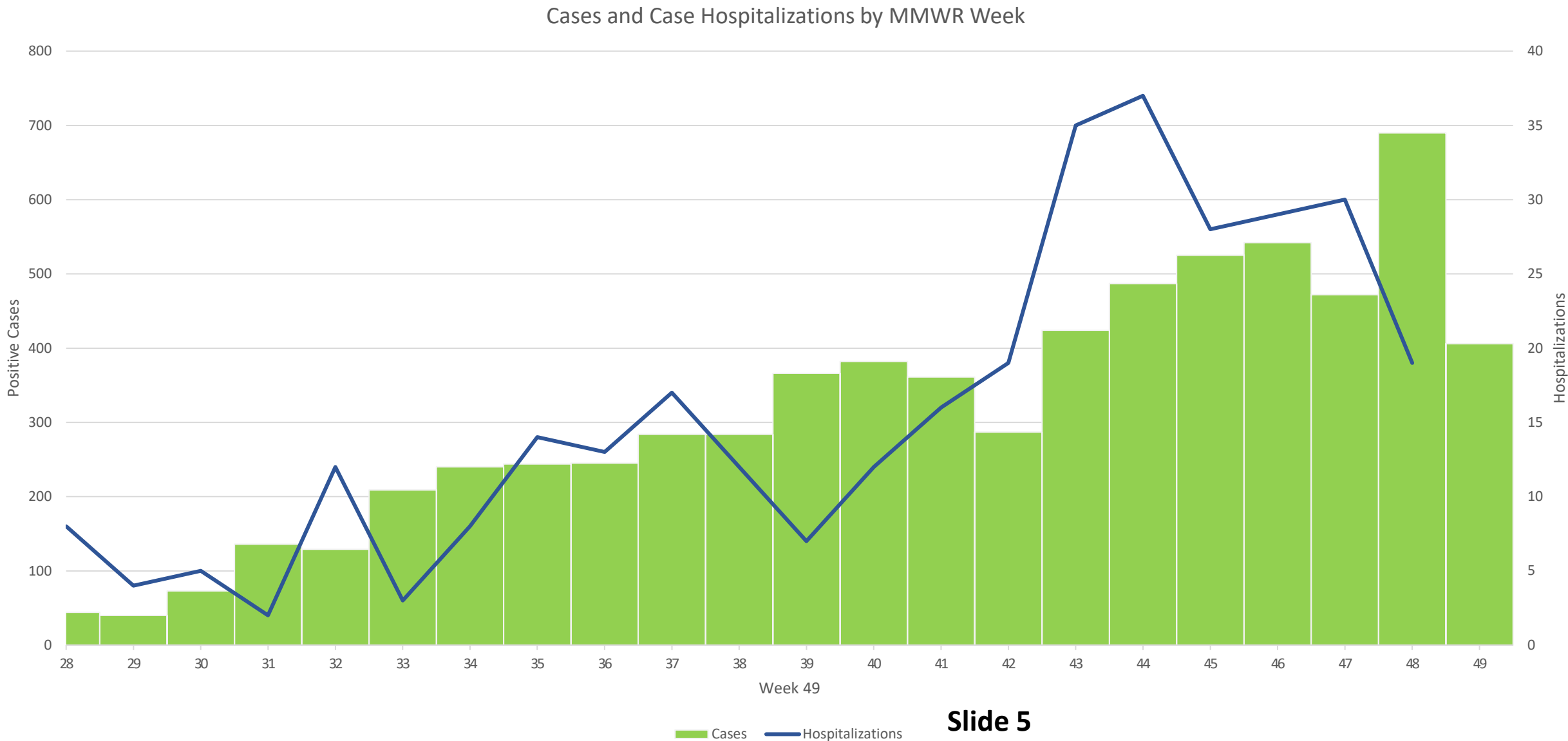
- Situation is somewhat stabilized
- Hospitals running between 40 & 75% COVID patients
- Staffing continues to be very tight
- Federal request for services impacted by Tornado's in Kentucky
- Resource: [azcsc-plan.pdf \(azdhs.gov\)](#)

As 12/15/2021 for Cochise County

Confirmed cases:	19,278 (+1,164 since 12/3)
Hospitalizations:	1,089 (+58 since 12/3)
Deaths:	433 (+41 since 12/3)

COVID-19 Work Session 12/17/21

Cases & Hospitalizations

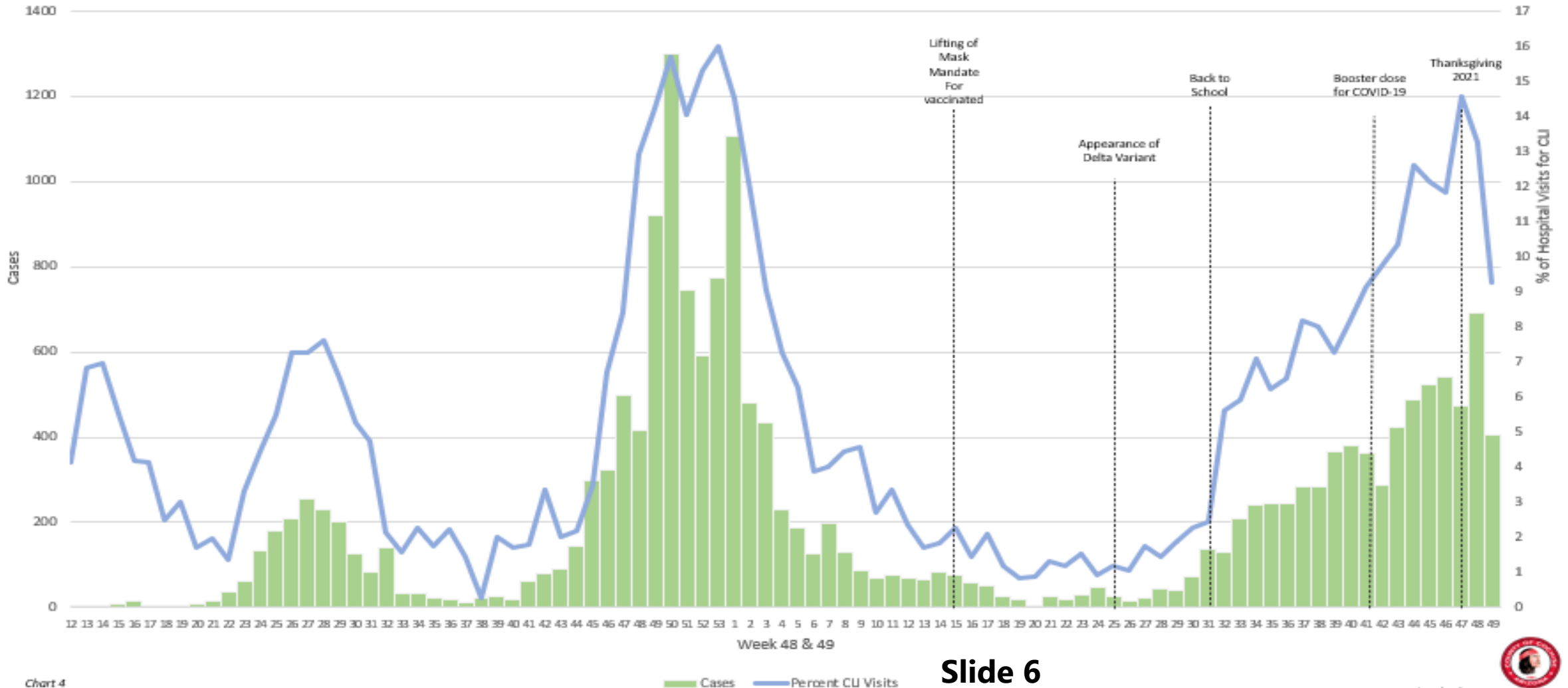


COVID-19 Work Session 12/17/21

illness ED Visits

Cases & COVID-like

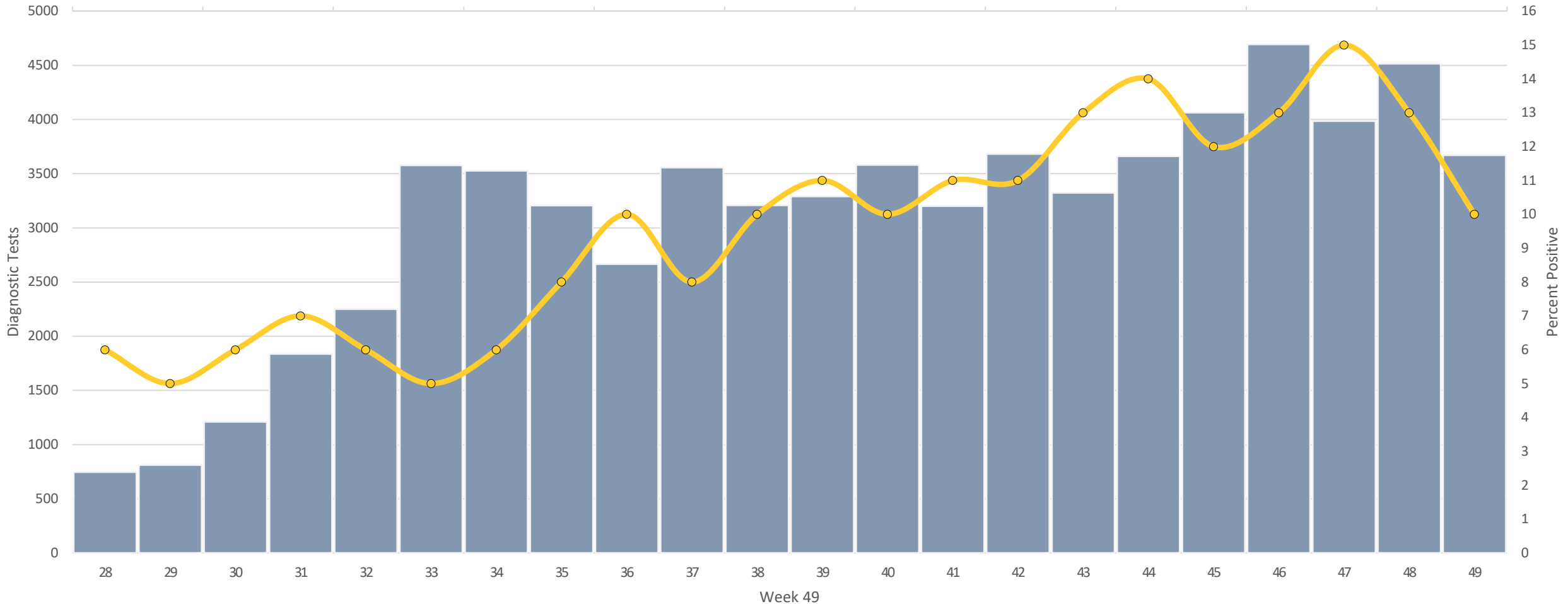
Cases and Hospital Visits for COVID-Like Illness by MMWR Week



COVID-19 Work Session 12/17/21

% Positive

Diagnostic Tests and Percent Positive by MMWR Week



Diagnostic Tests Conducted Percent Positive

Slide 7

As of 12/15/2021

Breakthrough Cases in Cochise County

Month	Breakthrough Cases	Confirmed Cases
February	3	769
March	4	403
April	5	293
May	6	132
June	5	127
July	19	185
August	81	807
September	176	1,272
October	256	1,543
November	512	2,146
December to date	154	1,167
Total	1,221	

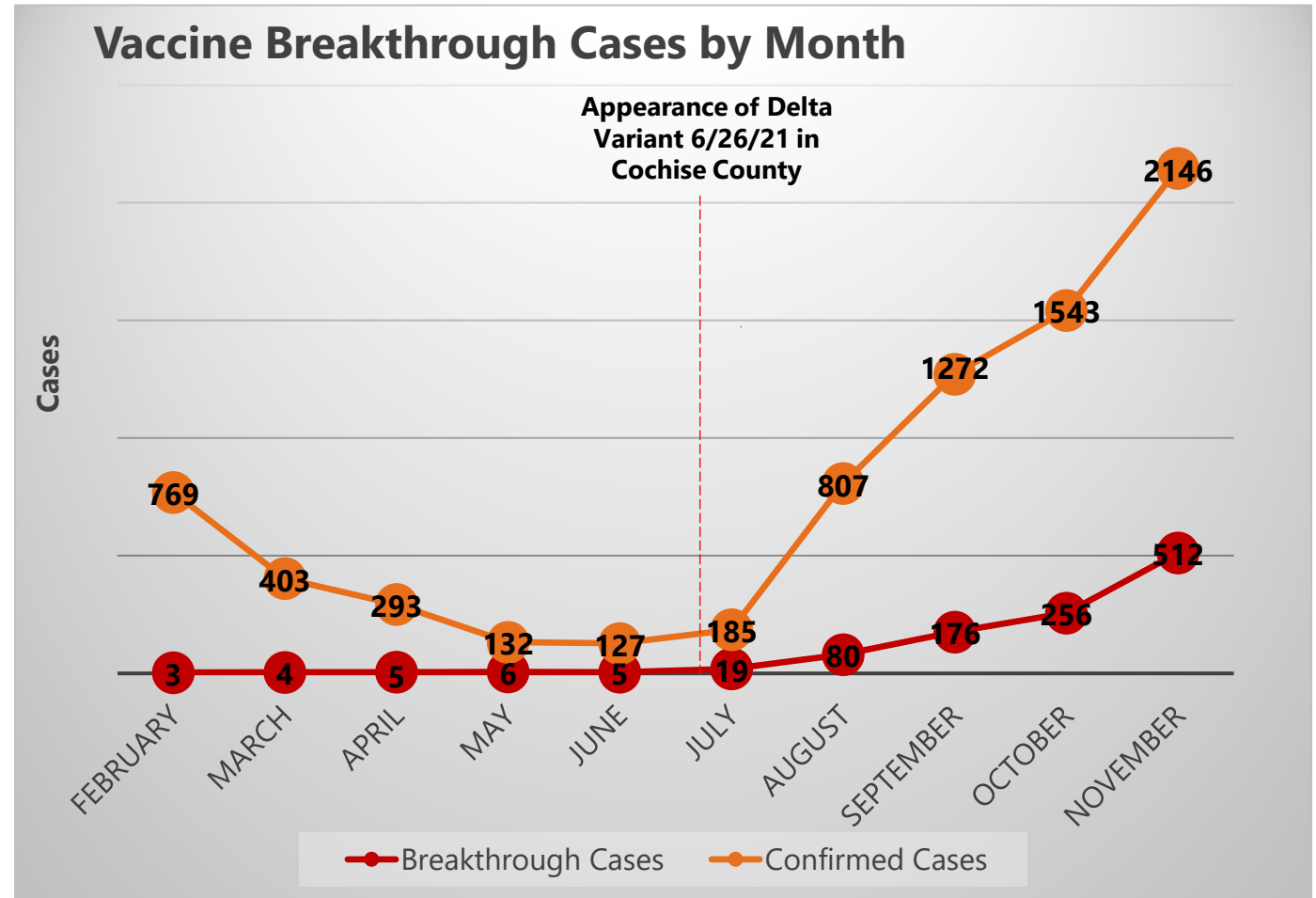
Pre-Delta (before 6/26/2021) vaccine breakthrough:

24 out of **12,211** cases (**0.2%**)

Post-Delta (on or after 6/26/2021) vaccine breakthrough:

1,198 out of **7,120** cases (**16.8%**) (+1.2%)

Slide 9



A vaccine breakthrough case is an Arizona resident who has SARS-CoV-2 RNA or antigen detected on a respiratory specimen collected ≥ 14 days after completing the primary series of an FDA-authorized SARS-CoV-2 vaccine.

County Vaccination Statistics: As of 12/15/2021

Vaccine Administration

County of Residence County of Administration

Date updated: 12/14/2021

Hover for more information.



Doses in Cochise

Total number of COVID-19 vaccine doses administered: **158,962**

Total number of doses reported yesterday: **597**

People in Cochise

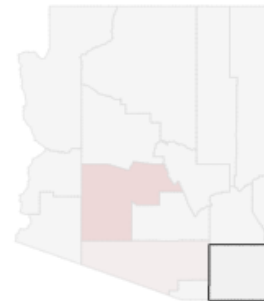
Total number of people who have received at least one dose of COVID-19 vaccine: **79,743**

Percent of people vaccinated: **61.0%**

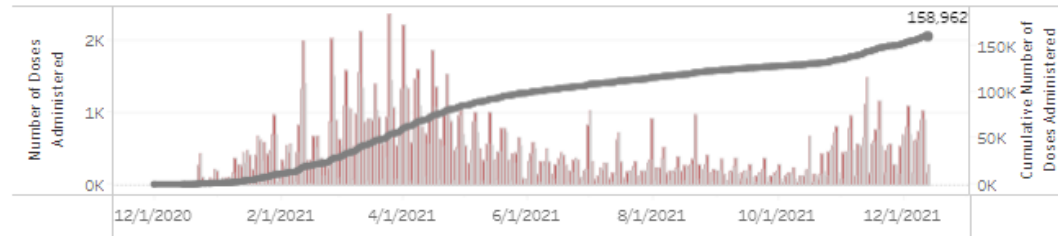
Percent of *eligible* people vaccinated: **64.7%**

Number of people who are fully vaccinated against COVID-19: **66,403**

Click below to filter data by the county of residence.



The number of doses administered by administration date (■ cumulative sum ■ doses by day)

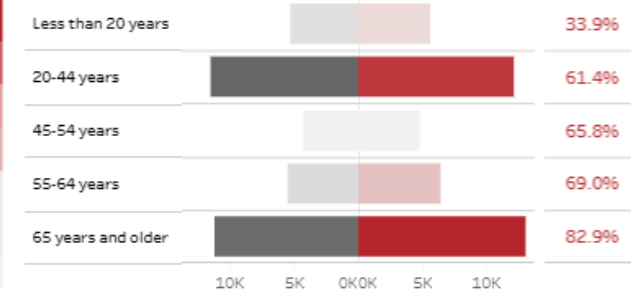


People who have received at least one dose by race/ethnicity

White, non-Hispanic	32,798 (41.1%)
Hispanic or Latino	22,406 (28.1%)
Other Race	11,787 (14.8%)
Unknown	9,396 (11.8%)
Black or African American, non-Hispanic	1,547 (1.9%)
Asian or Pacific Islander, non-Hispanic	1,455 (1.8%)
American Indian or Alaska Native, non-Hispanic	354 (0.4%)

*454,408 doses administered to out-of-state residents.

People who have received at least one dose by age and gender (■ male ■ female) and vaccination rates by age group



As of 12/15/21 – NOW COUNTY OF RESIDENCE

Vaccines Administered: 158,962 (increase of 9,636 since 12/3/2021)

Percent of eligible County Residents fully vaccinated:

66,403 divided by 123,163 = 54%

<https://www.azdhs.gov/covid19/data/index.php#vaccine-admin> Cochise County Specific

Definition of Eligible: COVID-19 Vaccine is available for those who are 5 years of age or older, any one 5 years or older is currently considered eligible

Boosters – New this week

- **Those who should receive boosters:**
 - **Everyone Aged 18+, 16–17-year-olds can have the Pfizer only**
 - **County is working to administer these boosters**
 - **Booster clinic on 12/11/21 in Sierra Vista provided 250+ boosters and administered walk in primary doses as requested**
 - **With new formulations of Pfizer Vaccines coming in January 2022 will look at new opportunities for outreach**

As of 12/15/21

- **1330** school related cases since the start of the semester (8/4/21).
 - Up **199** (+134%) new cases since last meeting (12/3/21).
 - **34%** of total cases are new cases added since the last meeting.
- **48/65** schools have met the outbreak definition since the start of the semester.
 - Up **2** schools since last meeting.
- **22/65** schools are currently meeting the outbreak definition.
 - Up **5** schools since last meeting.
- **1/65** school engaged in state funded pool testing.

QUESTIONS/COMMENTS?