

# Cochise County BOS Work Session

**This presentation has been updated with corrections identified after the 1/21/2022 work session. Updates made @ 3:30 p.m. on 1/21/2022. Changes were made to slides 5 and 12.**

---

## COVID-19 Overview



Cochise Health and  
Social Services

1/21/2022

**Welcome and Opening Remarks** – Alicia M. Thompson, DrPH, LMSW, Health Director

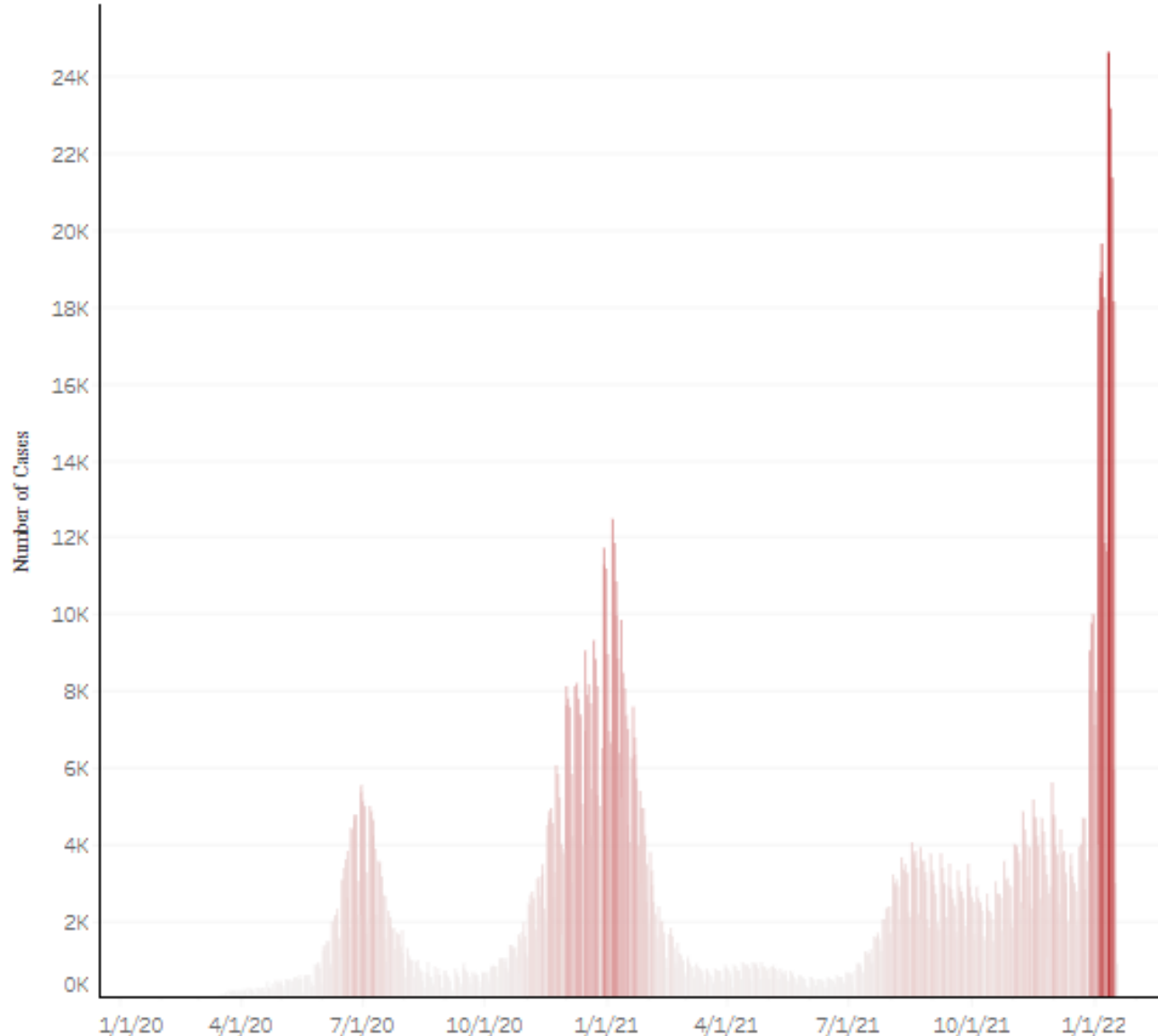
### **COVID-19 Trends**

- **Case Counts** – Martha Montano, Lead Epidemiologist
- **Vaccine Overview** – Vicky King, Director of Nursing
- **Comparison Stats** – Ginger Dixon, Epidemiologist

### **Hospital Surge**

**School Update** – Daniel Williamson, MPH – School Epidemiologist

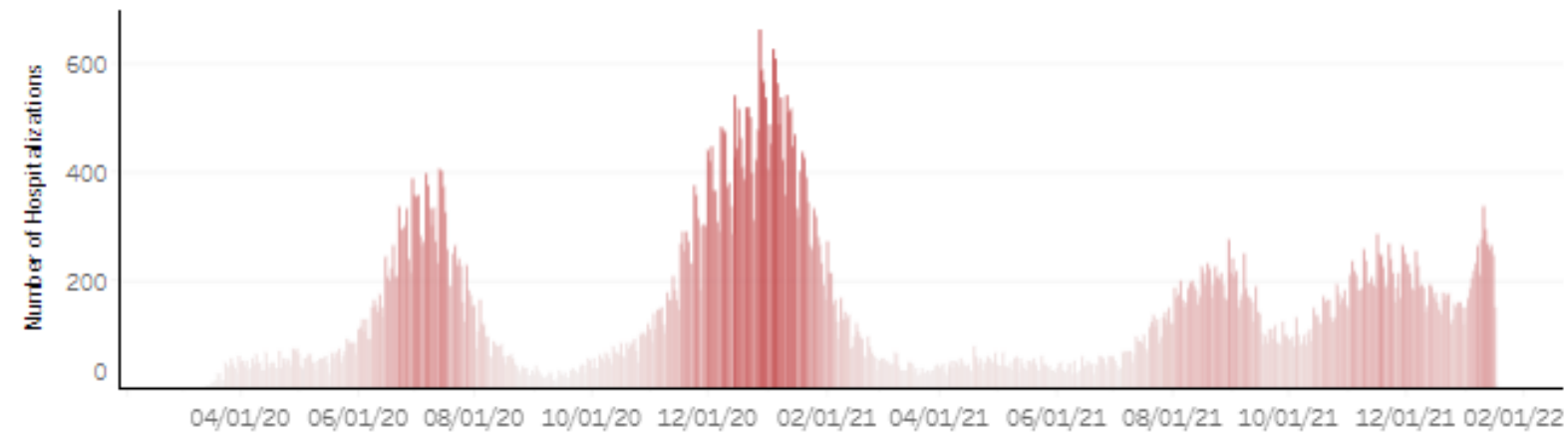
**Q&A** - BOS



With the Omicron variant spreading rapidly, Arizona has seen more COVID-19 cases in the past week than any other week of the pandemic. Alongside this increase, we've seen more people seeking care in hospital emergency rooms and more people seeking COVID-19 testing.

Number of COVID-19 Cases that are Hospitalized by Date of Hospitalization

This visualization is not filterable by county to prevent public disclosure of information.



DURING NOVEMBER

Unvaccinated individuals were

**4.9 times**

more likely to **test positive** for COVID-19

**17.5 times**

more likely to be **hospitalized** with COVID-19

**31.1 times**

more likely to **die** from COVID-19

than fully vaccinated individuals

**#RollUpYourSleeve**  
[azhealth.gov/findvaccine](https://azhealth.gov/findvaccine)



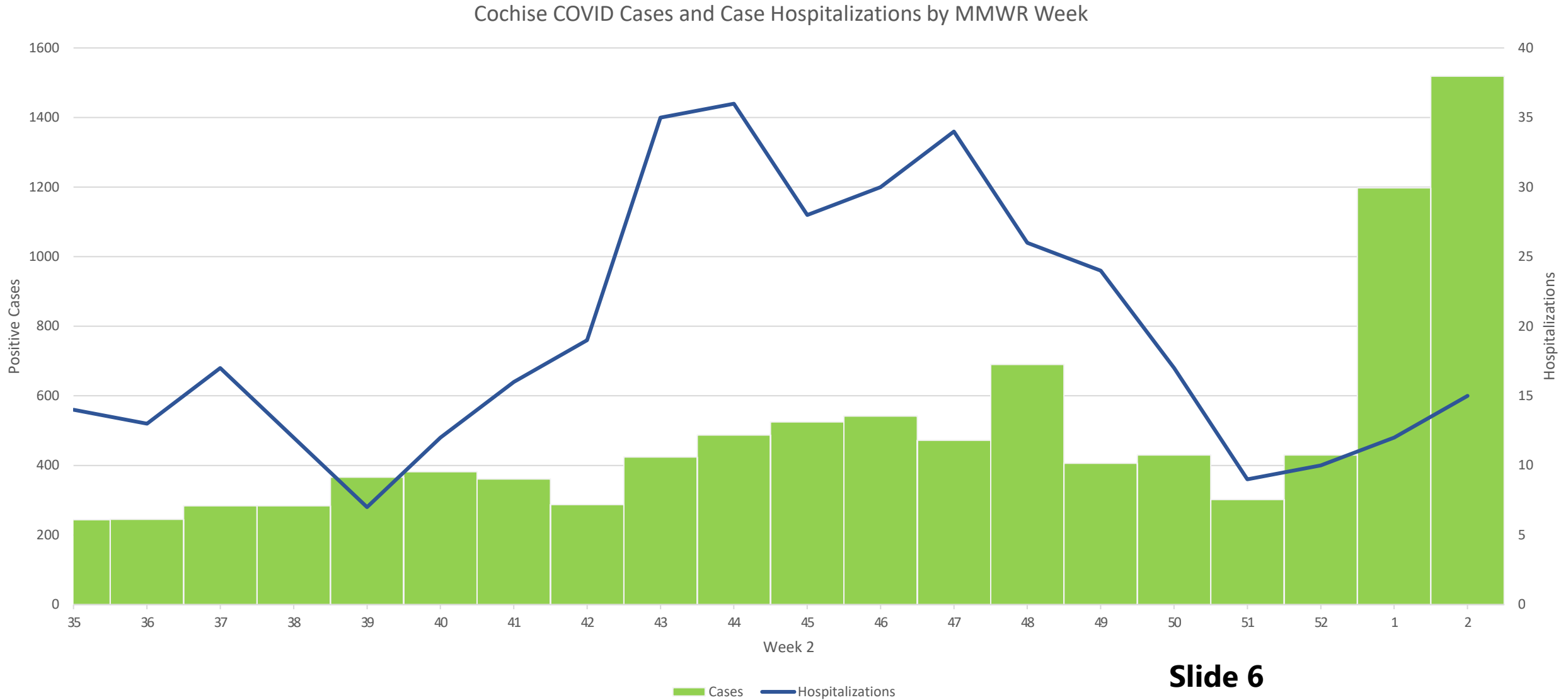
### As 01/21/2022 for Cochise County

<b>Confirmed cases:</b>	<b>24,507 (+4,108 since 1/7)</b>
<b>Hospitalizations:</b>	<b>1,212 (+59)</b>
<b>Deaths:</b>	<b>491 (+15)</b>

Updates made @ 3:30 p.m. on 1/21/2022

# COVID-19 Work Session 1/21/22

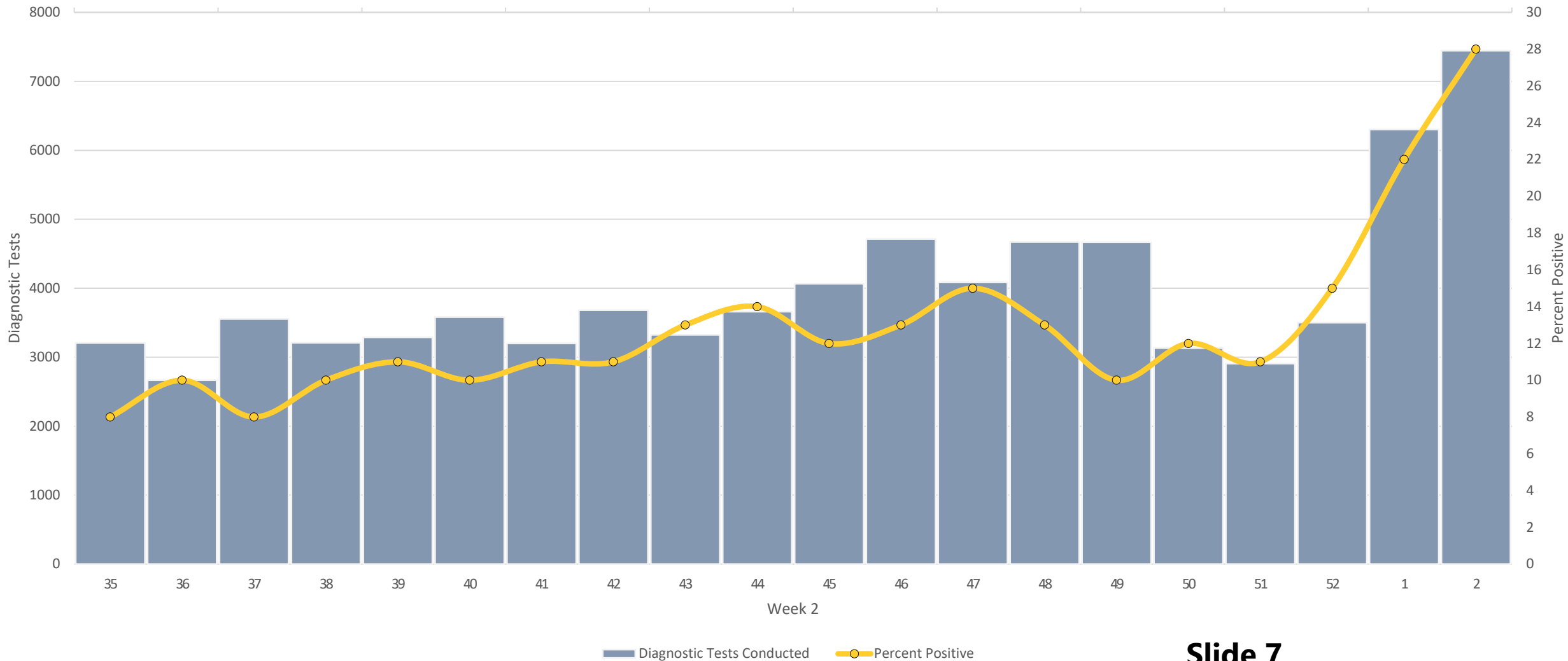
## Cases & Hospitalizations



# COVID-19 Work Session 1/21/22

## % Positive

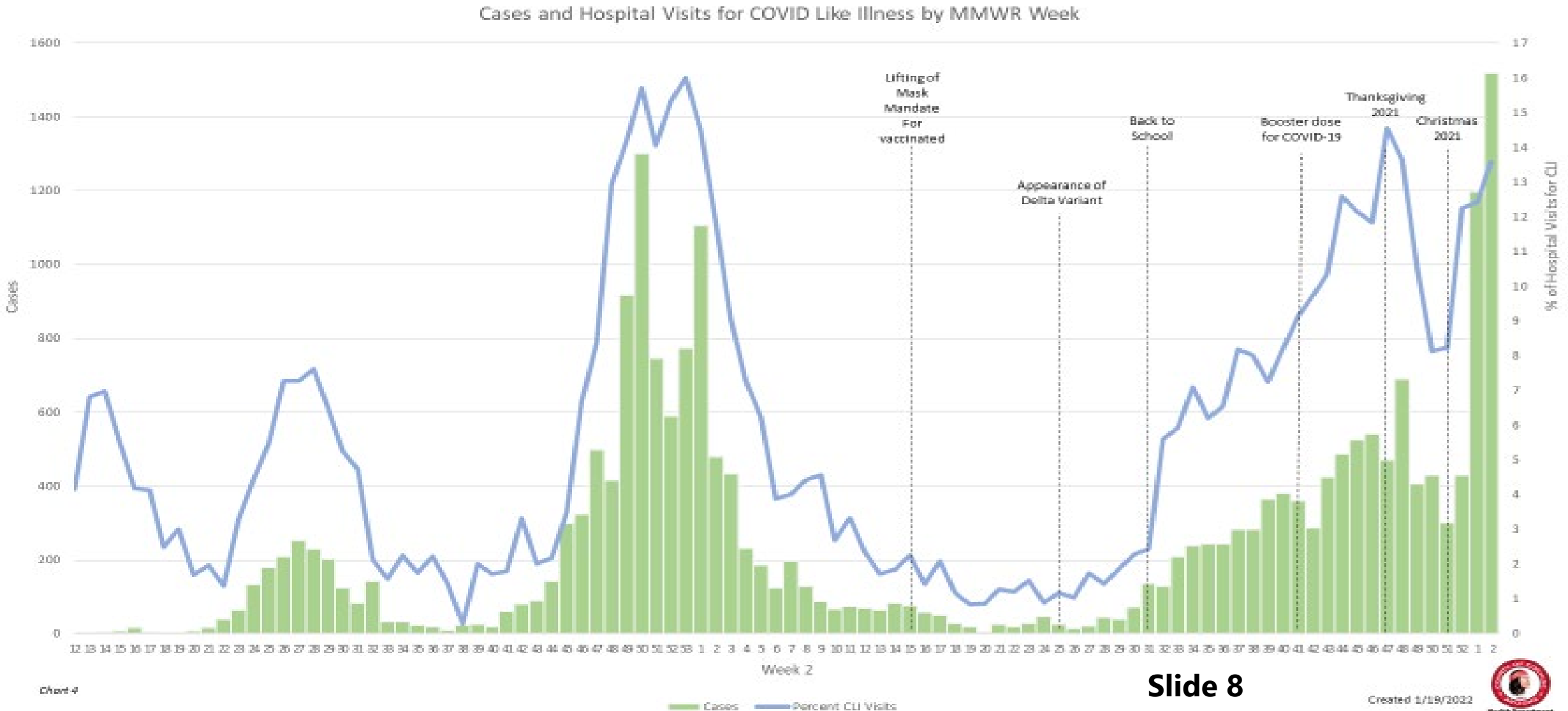
Diagnostic Tests and Percent Positive by MMWR Week



Slide 7

# COVID-19 Work Session 1/21/22

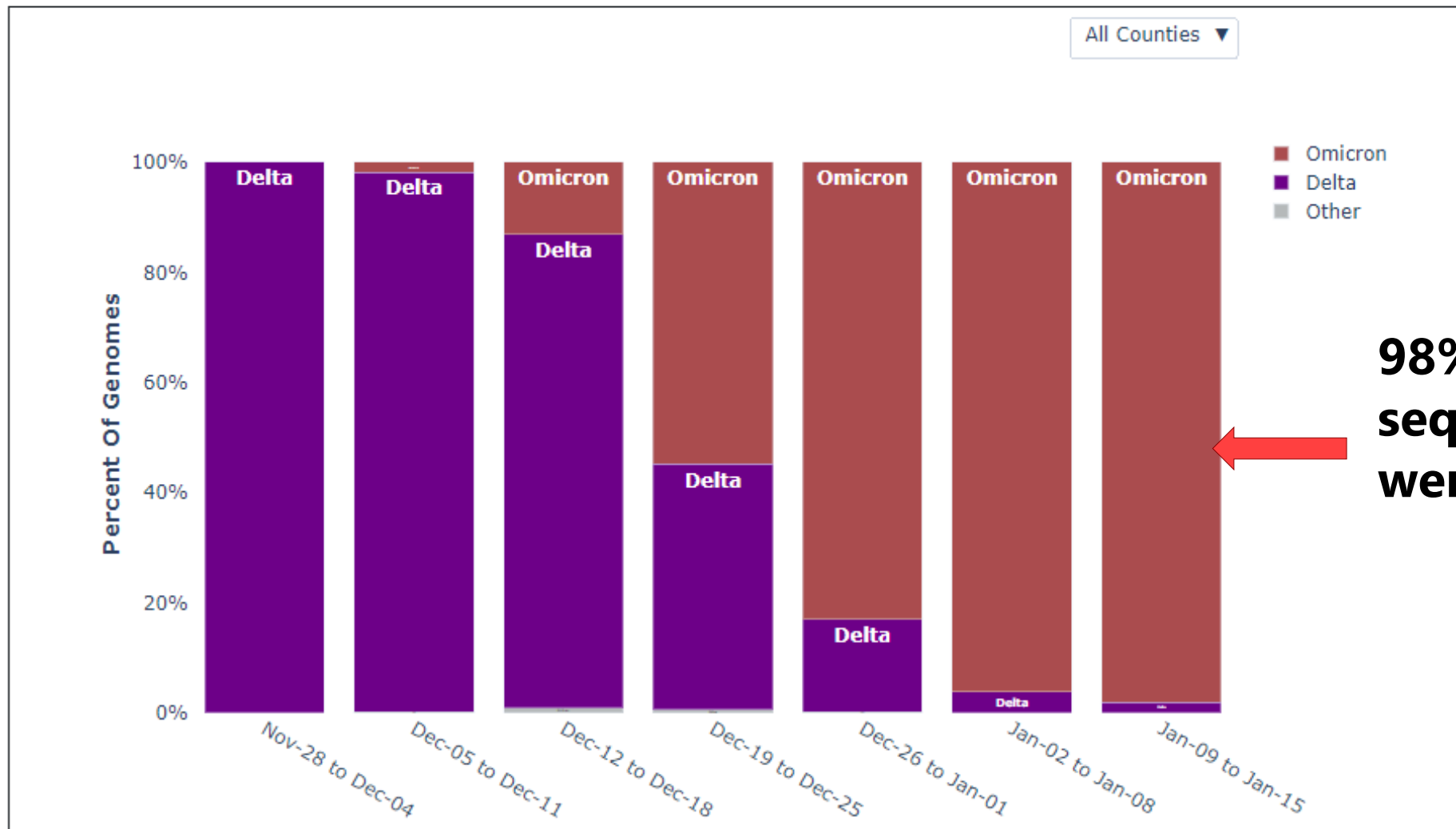
## Cases & CLI ED Visits



# COVID-19 Work Session 1/21/22

## Delta and Omicron

Proportion of Omicron Genomes



**98% of Genomes sequenced in Arizona were Omicron** (1/19/2022)

Note: Not every positive case is sequenced. There is a delay of approximately 7 days from the time a sample tests positive for SARS-CoV-2 by PCR to when genomic sequencing data and lineage data are available.

County Vaccination Statistics:  
1/19/2022  
+ 1,205 more people in the county vaccinated since last meeting

### Vaccine Administration

County of Residence | County of Administration

Date updated: 1/19/2022

Hover for more information.



#### Doses in Cochise

Total number of COVID-19 vaccine doses administered: **176,725**

Total number of doses reported yesterday: **444**

#### People in Cochise

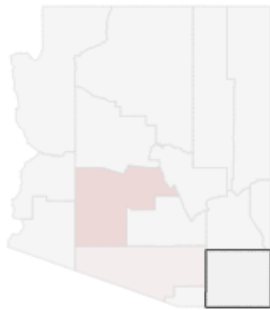
Total number of people who have received at least one dose of COVID-19 vaccine: **85,486**

Percent of people vaccinated: **65.4%**

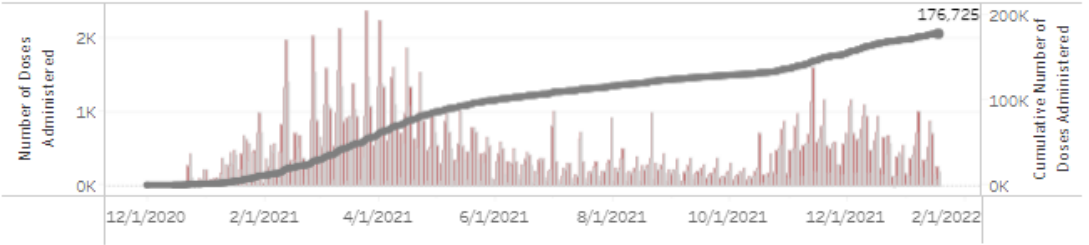
Percent of *eligible* people vaccinated: **69.4%**

Number of people who are fully vaccinated against COVID-19: **68,890**

Click below to filter data by the county of residence.



The number of doses administered by administration date (■ cumulative sum ■ doses by day)

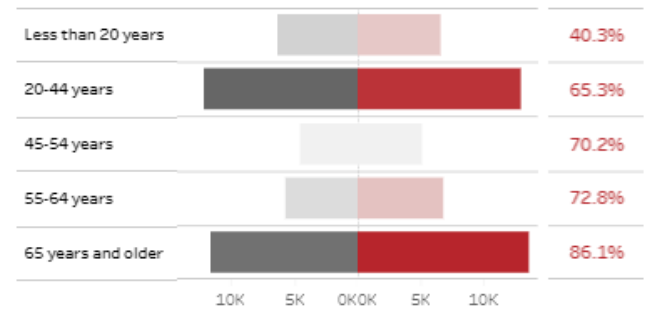


People who have received at least one dose by race/ethnicity

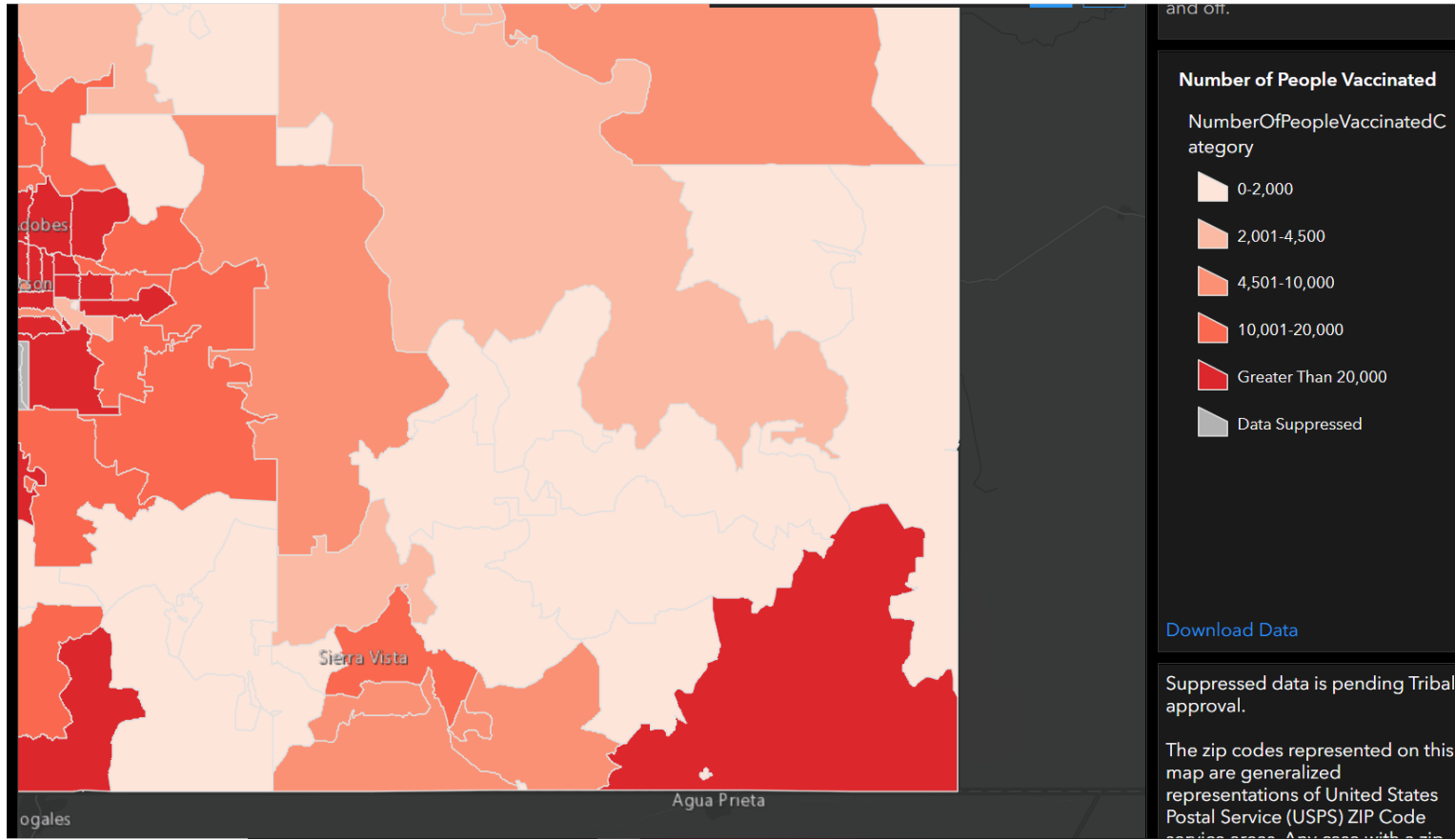
White, non-Hispanic	34,095 (39.9%)
Hispanic or Latino	25,298 (29.6%)
Other Race	12,254 (14.3%)
Unknown	10,265 (12.0%)
Black or African American, non-Hispanic	1,656 (1.9%)
Asian or Pacific Islander, non-Hispanic	1,542 (1.8%)
American Indian or Alaska Native, non-Hispanic	376 (0.4%)

\*520,110 doses administered to out-of-state residents.

People who have received at least one dose by age and gender (■ male ■ female) and vaccination rates by age group



# County Vaccination Statistics by Zip Code 1/19/2022



For our Cochise County residents we have an overall vaccination rate of 69.4%

- Highest percentage of vaccinations in the Douglas Zip Codes
- Higher rates in Sierra Vista and Benson areas with higher population centers

**As of 1/17/2022—COUNTY OF RESIDENCE – Cochise County**

- **Vaccines Administered: 176,725 (increase of 8,202 since our last meeting 1/5/22) – Thanks to those who are getting out vaccines**
- **Percent of eligible County Residents fully vaccinated: 55.9%**  
**(68,890 / 123,163) \* 100** eligible (age 5 years or older) population in Cochise

<https://www.azdhs.gov/covid19/data/index.php#vaccine-admin> Cochise County Specific Data

Definition of Eligible: COVID-19 Vaccine is available for those who are 5 years of age or older

### What's New?

- New vaccine guidelines
  - Boosters of Pfizer are approved 5 months after primary vaccines and all persons aged 12+ is eligible for boosters
  - Booster of Moderna is now 5 months after primary vaccines
- Masks Recommendations – Proven to slow the spread of infection
  - Any mask is better than no mask, especially in confined spaces with high numbers of people
  - Disposable surgical masks that fit properly
  - KN95 and N95 masks offer better protecting from airborne virus particles

## Comparison of Adult and Children Cases

### Adults

- Vaccine-breakthrough:
  - Total: 2,529
  - Hospitalizations: 65 (3%)
  - Deaths: 20 (<1%)
- Non-breakthrough:
  - Cases: 16,347
  - Hospitalizations: 1,198 (7%)
  - Deaths: 470 (3%)

### Children (0-19 years)

- Vaccine-breakthrough:
  - Total: 243
  - Hospitalizations: 0 (0%)
  - Deaths: 0 (0%)
- Non-breakthrough:
  - Cases: 4,813
  - Hospitalizations: 12 (1%)
  - Deaths: 0 (0%)

## As of 1/19/22

- **552** school related cases since the start of the semester (1/3/22).
  - Up **537** (+3,680%) new cases since our last meeting (1/7/22).
  - **97%** of total cases have been added since the last meeting (1/7/22).
- **23/65** schools have met the outbreak definition since the start of the semester.
  - **23/65** schools are currently meeting the outbreak definition.
  - Up **20** schools from last meeting (1/7/22).

- **Forecasting for Arizona indicates peak of hospitalizations will be sometime between February 14<sup>th</sup> and 20<sup>th</sup>**
  - [COVID-19 \(healthdata.org\)](https://healthdata.org)
- **PH gets daily updates from the hospitals with their status**
- **Staffing is critical with many caregivers out with COVID-19**
  - **PH is working closely with Hospitals on staffing requests**
- **Some hospitals reporting rate of positive tests at 50%**

**QUESTIONS/COMMENTS?**