

COCHISE COUNTY SNAPSHOT



THE CURRENT SYSTEM

COCHISE COUNTY



TOTAL COUNTY MILEAGE*	1,434 MI
PAVED ROAD MILEAGE	659 MI
UNPAVED ROAD MILEAGE	775 MI

* County owned and maintained roads



50,914**
2016 UNINCORPORATED
COUNTY POPULATION



55,859**
2027 UNINCORPORATED
COUNTY POPULATION



75+
BUDGETED FULL-TIME
EMPLOYEES



6,200
SQUARE MILES

**Arizona Office of Economic Opportunity

Cochise County's Current Transportation Revenues

Cochise County utilizes transportation funds to support a variety of needs, including:

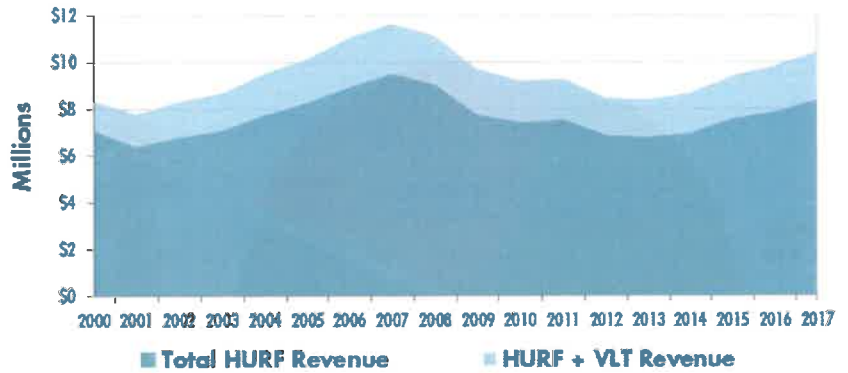
- New roadway and structure construction
- Pavement preservation
- Routine roadway maintenance (i.e. filling potholes, grading roads, clearing roadside vegetation, etc.)
- Bridge maintenance and repair
- Installing and maintaining traffic control devices
- Storm event/emergency response

Highway User Revenue Fund (HURF)

HURF is the county's primary transportation funding source.

Historical HURF Revenue

- Total recurring revenues have decreased by 10 percent since the peak level in 2007
- HURF revenues have decreased by 12 percent since peak levels in 2007



FISCAL YEAR 2017 RECURRING REVENUES



\$7.8 million
Highway User Revenue Fund (HURF)



\$2.1 million
Vehicle License Tax (VLT)



\$9.9 million
TOTAL REVENUE

Cochise County has a special half-cent sales tax that has provided additional roadway funding.

Impact of HURF sweeps on Cochise County

Since 2000, 8.1 million of HURF revenues that the County would have received have been transferred to support other programs.



THE PROBLEM

Roadway Conditions



20-25 PERCENT
County maintained roads are in Poor to Very Poor Condition



\$49.1 MILLION
Cost to maintain roadways for the next 10 years



\$99.2 MILLION
Cost to bring roads to a state-of-good-repair

Bridge Conditions



18 PERCENT
County maintained bridges are structurally deficient or functionally obsolete



53 PERCENT
50 years or older



52 YEARS
Average age of bridges



\$5.6 MILLION
Cost to bring bridges to a state-of-good-repair and maintain for the next 10 years

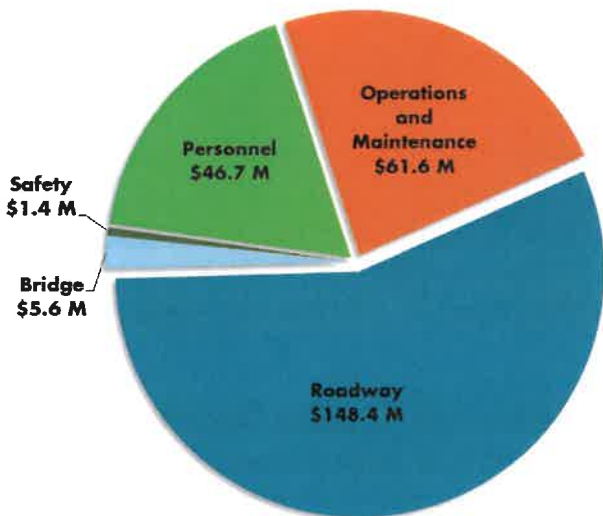


30 MILES
Average detour length

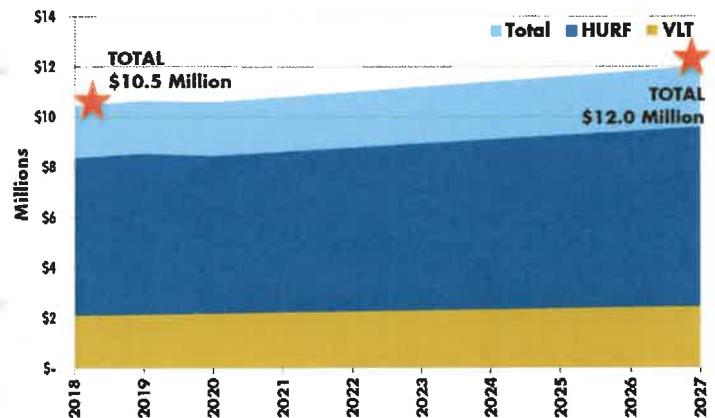
THE BOTTOM LINE

Failure to meet the current maintenance investment needs of the County will result in the rapid deterioration of its' transportation system over the next 10 years. It is imperative that Cochise County receive a stable revenue stream for cost-effective maintenance of the county transportation system in order to reverse this crisis.

COST TO MAINTAIN SYSTEM OVER 10 YEARS



PROJECTED 10 YEAR REVENUES



EXPENDITURES



\$263.6 Million

REVENUE



\$111.8 Million



FUNDING GAP
-\$151.8 Million