

# Priority Ranked Video Audits

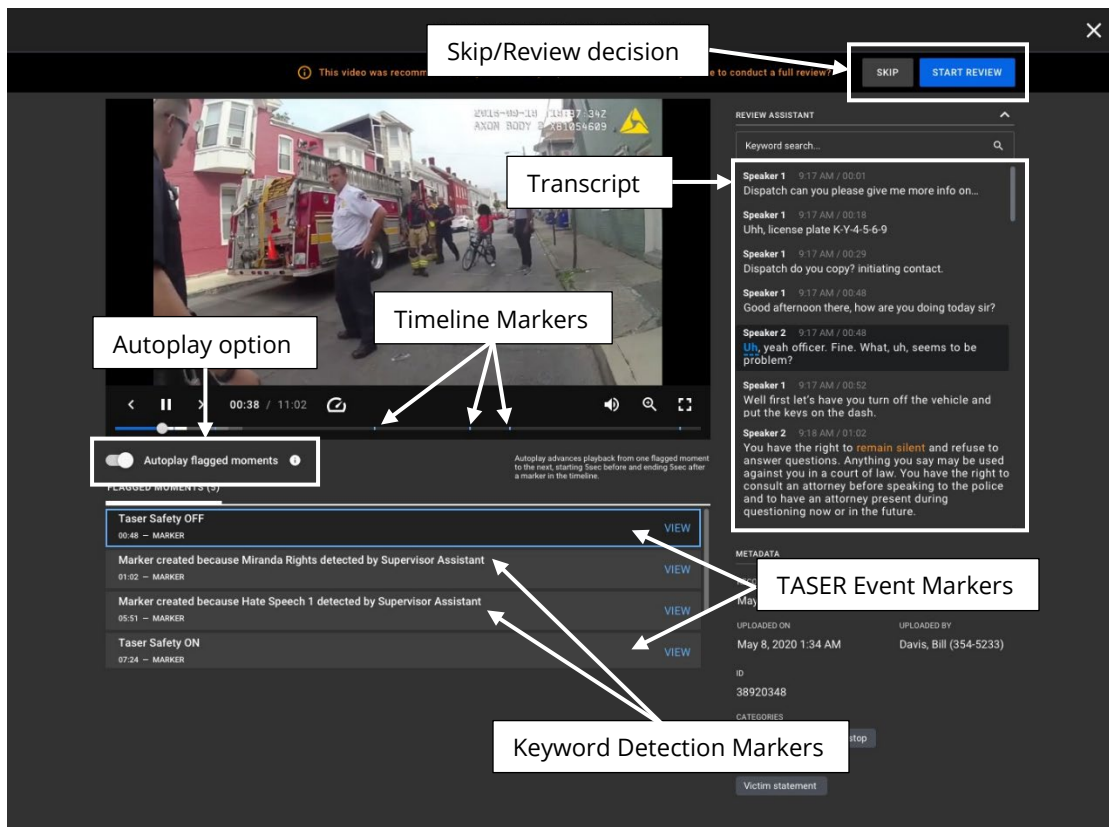
The Priority-Ranked Video Audit feature uses key words from the actual transcribed text of the video, as well as other events, like arming a TASER or un-holstering a firearm, to prioritize and recommend which videos to review first. This allows supervisors use their time more effectively, focus on the videos that may deserve the most attention, and quickly jump to the important moments in the video with a review experience powered by Axon's unique hypermedia viewer.

1. On the Squad Dashboard, on the right side of the Video Review Goal section, Click **Review Now**.



**Note:** You can only have one video review in progress at a time. If **Review Now** is inactive, complete the In Progress review and then start a new review. If you don't see any video reviews listed as In Progress, adjust the Date Range to Year to Date to locate the In Progress review.

2. Axon Performance shows a preview of a recommended video for review. You can preview the video, check for flagged events, and look at the transcript. The image below shows an example of the preview functionality.



## Priority Ranked Video Audits

3. After previewing the video, click **Start Review** to conduct a full review or **Skip** if you want to skip to the next video suggestion.

If you choose to skip the video, you are asked to enter a reason for skipping the video. The video preview and decision to skip, including the reason for skipping, are included in your user audit trail.

4. If you select to start a review, the Response tab becomes active. Click **Response** and proceed with the video review.

Watch the entire video and then select all the items that apply to the video review. Optionally, add additional notes to clarify or explain the selections.

The screenshot displays the 'RANDOM VIDEO REVIEW' interface. At the top, the video title is 'AB3\_9878791\_Violent Suspect'. Below the title is a video player showing a street scene with a fire truck. A white box labeled 'Response Tab' points to the 'RESPONSE' button in the 'FLAGGED MOMENTS (5)' section. The interface includes a transcript on the right, a metadata section, and a 'LOG REVIEW' button at the bottom right.

5. Click **Log Review** to save the information and view the Summary Report. Once the review is logged, you cannot go back and make changes.
6. Click next video to review another random video recorded by an officer in the squad. If there are no Priority Ranked Video Audits left, Performance will default to truly random and the transcript, flagged moments, and autoplay option will not appear on screen.

**Note:** You can exit the review at any point in time by clicking the close icon (X) in the upper-right of the Create Video Review page.

7. From the Squad Dashboard, select **Export** at the top-right of the page to download a report of the video reviews completed during the Date Range selected.

# Conducting Random Video Reviews

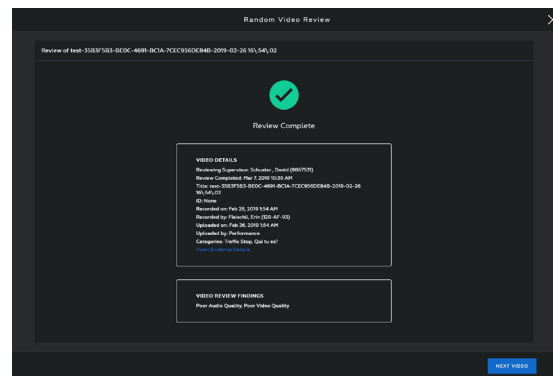
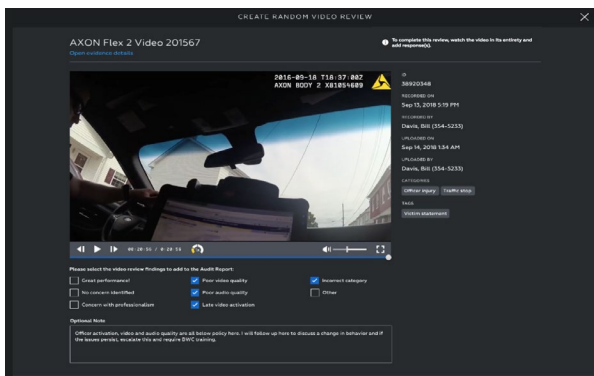
Axon Performance provides a built-in utility for supervisors to conduct and log reviews of randomly selected body worn camera videos. Videos are selected by an algorithm that accounts for your agency's video review configuration. The algorithm ensures officer recorded videos are selected randomly and attempts to evenly distribute the review of officers on the squad. Supervisors will only be presented videos recorded by the officers in their squad.

1. On the Squad Dashboard, on the right side of the Video Review Goal section, Click **Review Now**.



**Note:** You can only have one video review in progress at a time. If **Review Now** is inactive, complete the In Progress review and then start a new review. If you don't see any video reviews listed as In Progress, adjust the Date Range to locate the video review that's In Progress.

2. The video player with the review information is shown.



3. Watch the entire video and then select all the Policy items that apply to the video review. Optionally, add additional notes to clarify or explain the selections.
4. Click **Log Review** to save the information and view the Summary Report. Once the review is logged, you cannot go back and make changes.
5. Click next video to review another random video recorded by an officer in the squad.

**Note:** You can exit the review at any point in time by clicking the close icon (X) in the upper-right of the Create Video Review page.

6. From the Squad Dashboard, select **Export** at the top-right of the page to download a report of the video reviews completed during the Date Range selected.