

Neighborhood Traffic Calming Program (NTCP)

Overview

Request Owner	Jorge Gastelum, Community Development Director
Department	Highways and Streets
Request Groups	CIP
Type	Capital Improvement
Project Number	62115

Description

In response to continued concerns about traffic speed in neighborhoods, this program will define the Goals, Objectives and Policies for the NTCP and shall serve as the adopted guidelines to follow for neighborhood participation. The NTCP will work in cooperation with neighborhoods to promote the preservation of the residential character of El Mirage neighborhoods and to help improve the overall quality of life. The NTCP is designed to address traffic speed concerns in residential areas of the City that may have a negative influence on the health, safety, and welfare of El Mirage citizens. Originally, this request was \$100,000 in FY2021 and \$100,000 in FY2022. There was \$100,000 in FY2021 and the request was modified to \$40,000 in each year from FY2022, FY2024 and FY2026.

A total of thirteen requests have been received, with \$78,694 spent since the beginning of the program. After studies were conducted at those locations, nine locations were not warranted with the other four warranted. See attached NTCP Summary.

The 2021 National Community Survey found that 69% of El Mirage residents rate their neighborhoods as a favorable place to live, 54% rate the overall design or layout of residential areas positively, 49% consider their neighborhoods well-designed, and 73% feel it is important to focus on the overall design or layout of residential and commercial areas in the next two years.

Modified: Added FY2028 amount.

Images



Proposed Speed Cushions

Details

Division	Development Services - Engineering
Type of Project	Other
Strategic Priority	Quality Lifestyle
Grant Funding	No
Bond Eligible	No
Project Status	Unmodified

Supplemental Attachments

 [NTCP Summary\(/resource/cleargov-prod/projects/documents/29e23a97637973c6e9b4.pdf\)](/resource/cleargov-prod/projects/documents/29e23a97637973c6e9b4.pdf)

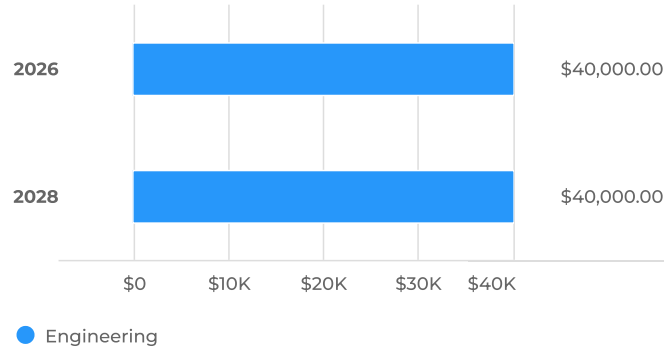
 [Policy for Speed Cushion Installation\(/resource/cleargov-prod/projects/documents/46c6116a6fed4a633234.pdf\)](/resource/cleargov-prod/projects/documents/46c6116a6fed4a633234.pdf)

Capital Cost

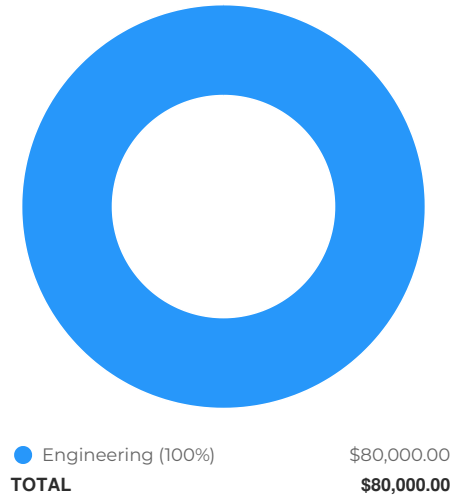
Total Budget (all years)
\$80K

Project Total
\$80K

Capital Cost by Year



Capital Cost for Budgeted Years



Capital Cost Breakdown

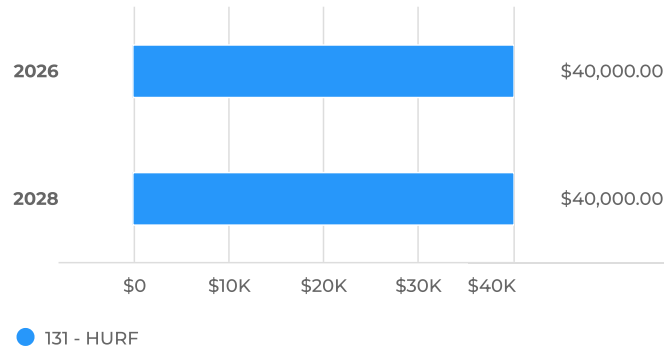
Capital Cost	FY2026	FY2028	Total
Engineering	\$40,000	\$40,000	\$80,000
Total	\$40,000	\$40,000	\$80,000

Funding Sources

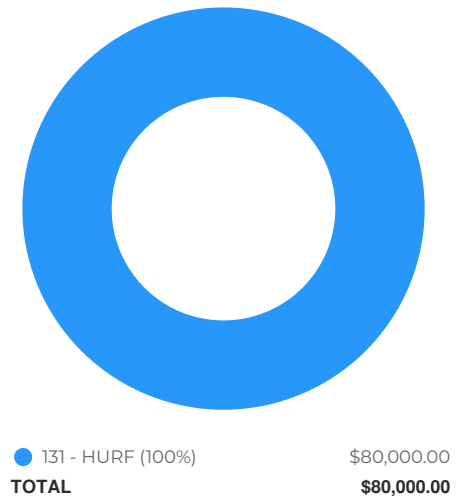
Total Budget (all years)
\$80K

Project Total
\$80K

Funding Sources by Year



Funding Sources for Budgeted Years



Funding Sources Breakdown			
Funding Sources	FY2026	FY2028	Total
131 - HURF	\$40,000	\$40,000	\$80,000
Total	\$40,000	\$40,000	\$80,000