



City of El Mirage  
Finance  
Robert Weddigen, Finance Director  
10000 N El Mirage Rd, El Mirage, AZ 85335  
(623) 876-2995

---

NOTICE OF INTENT TO AWARD  
RFP No. EM25-FEA01  
Type I Fire Apparatus

RESPONSE DEADLINE: October 22, 2025 at 12:00 pm

Thursday, October 23, 2025

Notice of Intent to Award

Solicitation Description: Type I Fire Apparatus

Issue Date: Wednesday, October 22, 2025

The City of El Mirage has issued a Notice of Intent to Award pending City Council approval to the following evaluated firm: Mid America Fire Apparatus

All awards are subject to Council approval. The acceptance of offer and contract will be executed upon Council approval.



**EVALUATION TABULATION**  
 RFP No. EM25-FEA01  
Type I Fire Apparatus  
 RESPONSE DEADLINE: October 22, 2025 at 12:00 pm  
 Report Generated: Thursday, October 23, 2025

**SELECTED VENDOR**

**VENDOR RECOMMENDED BY THE EVALUATION PROCESS**

Vendor	Location
Mid America Fire Apparatus	Rogersville, MO

**VENDOR QUESTIONNAIRE PASS/FAIL**

Question Title	Mid America Fire Apparatus
Offer acknowledges acceptance of the City of El Mirage's Standard Terms and Conditions and Special Terms and Conditions and take no exceptions	Pass
Do you understand the Engine must be delivered fully completed per the defined specifications, to the EMFD no later than 180 days from completion of the sales contract?	Pass
Do you understand that any proposal that is not 100% complaint with NFPA 1900, Chapter 7, will be rejected?	Pass
Are you able to deliver the apparatus via transport truck or rail? Specify how will you complete the delivery.	Pass
Can you guarantee the proposal and pricing will be valid for a minimum of 90 days.	Pass
Subcontractor's List	Pass
References	Pass

EVALUATION TABULATION

RFP No. EM25-FEA01

Type I Fire Apparatus

---

Question Title	Mid America Fire Apparatus
Provide proof of an agreement with a local service provider located within 75 miles of the City of El Mirage. Provide the name and address of the provider. This vendor must be able to fully perform warranty work as needed during the warranty period.	Pass
Please Provide your Certificates of Insurance.	Pass
Proposal	Pass
Please provide any additional information you would like for the City to consider.	Pass

## PHASE 1

### EVALUATORS

Name	Title	Agreement Accepted On
Valerie Ojeda	Procurement Administrator	Oct 22, 2025 10:52 AM

### EVALUATION CRITERIA

Criteria	Scoring Method	Weight (Points)
Solution	Points Based	25 (25% of Total)

Description:

Describe your proposed solution and how you will support it. Include the following:

- How does your vehicle meet EMFD needs?
- What makes your solution unique or better?
- Explain warranty coverage. What is covered by you and what is covered by your vendors?
- Demonstrate manufacturer and dealership ability to provide service and warranty support.
- Explain the type of service that can be provided at the customer location
- Describe services that dealer provides and where the services occur. Include distance in miles and average drive time from City of El Mirage.

EVALUATION TABULATION

RFP No. EM25-FEA01

Type I Fire Apparatus

---

- Explain the skills and training of technicians at repair facilities, including the number of factory-trained and Emergency Vehicle Technicians (EVRTs).
- Identify what parts or items of your solution are proprietary

Criteria	Scoring Method	Weight (Points)
Price	Points Based	20 (20% of Total)

Description:

Criteria	Scoring Method	Weight (Points)
Customer Support	Points Based	15 (15% of Total)

Description:

Demonstrate your ability to provide ongoing service and support after delivery of apparatus. (Including during and after warranty period.) Describe the support and service provided locally. Provide specific examples of local (Phoenix Metro area) Fire Departments that have received excellent customer service.

Criteria	Scoring Method	Weight (Points)
Estimate delivery time	Points Based	15 (15% of Total)

Description:

Criteria	Scoring Method	Weight (Points)
Company and Relevant Background	Points Based	15 (15% of Total)

Description:

---

EVALUATION TABULATION

Request For Proposal - Type I Fire Apparatus

## EVALUATION TABULATION

RFP No. EM25-FEA01

Type I Fire Apparatus

---

This section shall provide the following information about the company and applicable products and services. It will include, at a minimum, the following information:

- How long the company has been in business
- A brief description of the company size and organization
- Legal form of the company (i.e., sole proprietor, partnership, corporation, etc.)
- An organization chart of the group within the organization responsible for delivering solutions of the type required by the City of El Mirage
- Similar projects/solutions that have been delivered by your organization to other customers
- Technical qualifications of the manufacturer and local dealer

Criteria	Scoring Method	Weight (Points)
References	Points Based	10 (10% of Total)

Description:

Provide a list of existing customers for which the organization has delivered similar engagements along with contact name, title, address, phone number and e-mail address, and authorization for the City of El Mirage to contact them as a reference. Please include similar references with similar scope of work.

## AGGREGATE SCORES SUMMARY

Vendor	Valerie Ojeda	Total Score (Max Score 100)
Mid America Fire Apparatus	-	-

## VENDOR SCORES BY EVALUATION CRITERIA

EVALUATION TABULATION

RFP No. EM25-FEA01

Type I Fire Apparatus

---

Vendor	Solution Points Based 25 Points (25%)	Price Points Based 20 Points (20%)	Customer Support Points Based 15 Points (15%)	Estimate delivery time Points Based 15 Points (15%)	Company and Relevant Background Points Based 15 Points (15%)	References Points Based 10 Points (10%)	Total Score (Max Score 100)
Mid America Fire Apparatus	-	-	-	-	-	-	-



<b>CUSTOMER:</b> U.S. Fire Apparatus Custom Pumper Demo	<b>QUOTATION DATE:</b>
<b>SALES REPRESENTATIVE:</b> John "Stevie" Stiles	<b>QUOTATION NUMBER:</b> 1
<b>APPARATUS DESCRIPTION:</b> Custom Rescue Pumper	<b>PUMP CAPACITY:</b> 1500 GPM
<b>BODY CONFIGURATION:</b> 3/16" Extruded Aluminum	<b>PUMP MANUF.:</b> Hale QMax
<b>CHASSIS TYPE:</b> 1871W Custom Chassis	<b>TANK CAPACITY:</b> 1000/30

<b>FT#</b> 1041 & 1044
------------------------

== OEM-HME 1871W Custom Chassis - 6.007 06/27/22 ==  
 \*\*\*\*\*CHASSIS MODIFICATIONS\*\*\*\*\*  
 \*\*\*\*\*NFPA SAFETY SIGNS\*\*\*\*\*  
 \*\*\*\*\*PUMP ENCLOSURES / PUMPS / COMPONENTS / ACCESSORIES\*\*\*\*\*  
 \*\*\*\*\*WATER TANKS / COMPONENTS / ACCESSORIES \*\*\*\*\*  
 \*\*\*\*\*PUMPER / TANKER BODIES\*\*\*\*\*  
 \*\*\*\*\* ELECTRICAL / COMPONENTS / ACCESSORIES \*\*\*\*\*  
 \*\*\*\*\*INTERIOR / EXTERIOR FINISH / LETTERING / STRIPING\*\*\*\*\*  
 \*\*\*\*\*LOOSE EQUIPMENT\*\*\*\*\*  
 \*\*\*\*\*WARRANTIES / MANUALS\*\*\*\*\*  
 \*\*\*\*\*ADMINISTRATION\*\*\*\*\*

Part No	Description	Qty
== OEM-HME 1871W Custom Chassis - 6.007 06/27/22 ==		1
<b>CHASSIS</b>		
00-J0-2000	Custom Firetruck Chassis	1
<b>FRAMERAILS / COMPONENTS / ACCESSORIES</b>		
01-H0-1600	Double Frame Rails	1
01-I0-1000	Frame Rail Finish - Painted	1
40-Q0-1010	Black Gloss Enamel Painted Frame	1
01-J0-4000	Cab Main Frame Crossmember	1
<b>FRONT AXLE</b>		
07-A0-2018	Front Axle 18,740# - Meritor MFS	1
07-AC-4500	45° Cramp Angle	1
07-B0-0100	Oil Seals - Front Axle - Factory Premium	1
07-C0-0210	Disc Brakes - Front Axle - EX-225	1
07-R0-1018	Front Suspension 18,740# - Semi-Elliptical Spring	1
07-RS-0100	Shock Absorbers - Front Axle (Semi Elliptical Spring)	1
07-Y0-0118	Steering - 18,740# - Sheppard Single Gear	1
10-GF-1810	Goodyear 315/80R22.5-20PR (L) Front - G751 - 18,180#-19,450#	1
10-GG-0032	18,180# - Std Load Rating 315/80R22.5 L	1
10-GV-0068	Tire Speed Rating - 68 MPH	1
10-W0-0100	Aluminum Wheels - Front	1
10-WP-0100	Wheel Bright Finish Protection, Front	2
10-X0-0100	Stainless 'Baby Moon' Caps & Nutcovers (Front Wheels)	2
<b>REAR AXLE</b>		
08-AS-1027	Single Rear Axle 27,000# - Meritor RS-25-160	1
08-AV-F160	160 Series Differential - Single Axle	1
08-AV-S010	Axle Lube - Non Synthetic	1
08-AV-T010	No Magnetic Drain Required - Rear Axles	1
08-B0-0100	Oil Seals - Rear Axle - Factory Premium	1
08-C0-0100	S-Cam Brakes - Single Rear Axle	1
08-PA-0300	Vehicle Top Speed 65 - 68 MPH	1
08-PA-1100	NFPA Vehicle Top Speed Statement (Revised 6/25/2018)	1
08-R0-0100	Single Axle Suspension - 27,000# - Spring	1
<b>AIR BRAKE SYSTEM / COMPONENTS</b>		
09-A0-1000	Air System - Color Coded Nylon Air Lines - Single Axle	1
09-A0-1208	Bendix AD SP Dryer	1
09-DO-0102	Air Tank Drains - Manual	1
09-LO-0400	ABS Brake System - 4 Wheel - Meritor/Wabco	1
09-RS-1010	Stability Enhancement System - 4 Wheel - Meritor/Wabco	1
<b>REAR TIRES / WHEELS</b>		
10-GR-0120	Goodyear 12R22.5 (H) Rear - Armor Max MSA (Mud/Snow ) - 27,120# - 68mph	1
10-W0-3000	Inner and Outer Rear - SA - Aluminum Wheels	1
10-WP-0110	Wheel Bright Finish Protection, Rear	4
10-X0-0300	Stainless "Lincoln Hat" Hub & Nut Covers (Rear Wheels)	4
10-GW-0122	Tire Pressure Monitoring Device - 2 Axles - LED Alert	1
08-RS-0500	Axle & Chassis Laser Alignment	1
<b>ENGINE / COMPONENTS / ACCESSORIES</b>		
13-EU-6425	Cummins L9 - 450 HP - 1400 Radiator	1
13-A0-1400	Engine Cooling System Radiator - 1400 Sq. In.	1

13-A0-1450	Engine Coolant Recovery System	1
13-A0-1500	Charge Air Cooler - Engine Air Intake	1
13-A0-1800	Long Life Coolant	1
13-A0-1900	Premium Cooling System Hoses	1
13-A0-1960	Constant Torque Cooling System Clamps - Entire System	1
13-A0-1974	Heater Shut Off Valves	1
13-I0-0010	Engine Air Intake Filter, Fleetguard	1
13-L0-0002	Engine Oil - First Fill	1
13-LD-5100	Engine Magnetic Drain Plug	1
13-NO-0210	Engine Brake - Cummins L9 Engine	1
13-P0-2300	Fast (High) Idle - Manual Select - Auto Low Voltage	1
13-V0-0120	Auxiliary Engine Cooler - Sendure	1
13-V0-0210	Spark Arrestor - Air Intake	1
13-V0-3020	Fan Clutch - Fully Variable Fan Drive	1
13-Y0-0621	Compliant Exhaust Treatment System - L9 >360	1
13-Y0-1611	Cummins Aftertreatment System - L9 - >360	1
13-Y0-3010	Stainless Tailpipe - Curb Side - 90° Exit - Straight Cut End	1
13-Y0-6010	Exhaust Tailpipe Diffuser	1
13-Z0-0015	DEF System - 5 Gallon Reservoir - ISL	1
<b>TRANSMISSION / COMPONENTS / ACCESSORIES</b>		
14-C0-3040	Allison 3000EVS Automatic Transmission	1
14-C0-5100	Transmission Magnetic Drain Plug	1
14-D0-0100	Transmission Fluid - Allison TES-389	1
14-ER-0100	Five Speed Allison Programming - 3000EVS	1
14-ET-0100	Automatic Neutral Programming - 2500 EVS / 3000EVS / 4000EVS	1
14-HF-0100	Drivertrain Fluid Monitoring System	1
14-W0-1100	1760 Series Drivelines	1
<b>FUEL SYSTEM / COMPONENTS</b>		
25-A0-2000	Fuel Tank - 50 Gallon - Stainless Straps	1
25-A0-3000	No Magnetic Drain Required - Fuel Tank	1
25-V0-0000	Reinforced Fuel Lines	1
25-V0-1102	Fuel Shut Off Valve	1
25-F0-0200	Fuel Filter - Cummins - Factory	1
<b>ENGINE / COMPONENTS / CHARGING SYSTEMS</b>		
45-D0-0200	320 Amp Alternator - Leece-Neville - 4890JB	1
14-W0-1802	Temporary Installed Drivelines	1
40-A0-0002	<b>CAB MODEL</b>	1
40-D0-0104	3/16" Alum - MFDxl - 1871W - 12" Raised Roof - FULL LENGTH DOORS	1
14-ES-0200	Transmission Selector - Push Button Type	1
14-ES-0400	Transmission Fluid Check - Transmission Selector	1
40-DH-5200	Exterior Cab Door Handles - Bright Finish	1
40-DH-6010	Cab Entry Steps, Full Length Doors, 100" W cabs	1
40-DH-7010	DEF Fill, Left Rear Crew Step Area	1
<b>CLIMATE CONTROL</b>		
40-U0-0194	Overhead Heater / Defroster - 1871W	1
40-U0-0310	Defroster Fans - Overhead Mounted, Inboard	1
40-U0-0470	45K BTU AC / 33.4K BTU Heat - Ceiling Mounted Evaporator - Single Condenser	1
40-U0-0620	Cab Climate Control Insulation Package	1
45-E0-0100	EMI/RFI Noise Suppression	1
45-NS-0802	Stainless Steel Battery Tray	1
45-NU-0304	Single Battery System - 4 Group 31	1
45-NU-0410	Battery Jumpers	1
45-NU-0462	Battery On Indicator Light - External View	1
<b>ONBOARD BATTERY CHARGERS</b>		
45-T0-0660	40 Amp - Kussmaul - Chief Series W/ Compressor Pump - Auto Charge 4012	1
09-X0-0900	Kussmaul - Auto Air 091-9-12 VDC Compressor	1
45-T0-6130	Kussmaul Remote Control Panel - Kussmaul Charge	1
45-T0-6210	Charge Indicator Panel on Driver's Seat Box	1
45-Z0-1201	Kussmaul 20 Amp - 120V- Super Auto Eject	1
45-Z0-1341	Deluxe Cover with Volt/Amp Reading	1
45-Z0-1382	Yellow Auto-Eject Cover	1
45-Z0-1505	Electrical Inlet Location- Cab Exterior Mounted - Behind the Driver's Door	1
45-NU-0510	Battery Jumper Studs	1
<b>CAB INTERIOR</b>		
40-D0-PUMP	One (1) Pump Shift, with Label, Indicator Lgts, Mtd Cab	1
40-DE-0300	Engine Enclosure - Vinyl Covering - Acoustiblok - NO FLUID CHECK HATCH	1
40-DE-1030	Painted Interior Door Panels	1
40-DE-2010	Interior Padding - Standard Ceiling	1
40-DE-2030	Interior Padding - Hushcloth Rugged Rear Wall	1
40-DE-2060	Floor Material - Acoustical Wear Mat	1
40-DE-2070	* * * Rear Facing Seat Box Covering - Acoustical Wear Mat	1
40-DE-3050	Door Reflective Material, SecuriTrim - Custom Chassis, 4 Door	1
40-DE-7010	Steering Wheel and Column	1

40-DH-0260	Grab Hndls - Inside - Driver's, Officer's A-Post and Both Crew Doors	1
40-DH-1220	Officer's Radio Compartment With Door	1
40-LC-0114	Open Compartment Light - Red Flashing - Whelen OS LED	1
<b>INTERIOR LIGHTING PACKAGE</b>		
40-LD-4010	Step Nose LED Lighting - WHITE/RED	1
40-LD-5012	Driver and Officer Door Strip Lighting - WHITE/RED	1
40-LD-5184	Cab Door Controlled	1
40-LD-5186	Red Lighting Driver Switch Controlled	1
40-LD-5193	White Lighting Driver Switch Controlled	1
40-LD-5104	Rear Crew Area (Full Width) LED Strip Lighting - WHITE/RED	1
40-LD-5184	Cab Door Controlled	1
40-LD-5112	Crew Cab Door Area LED Strip Lighting - WHITE/RED	1
40-LD-5184	Cab Door Controlled	1
40-LD-5188	Crew Area Toggle Switch Controlled	1
40-LD-5182	Interior Cab Light Color Control	1
<b>CUSTOM CHASSIS - INSTRUMENTS AND CONTROLS</b>		
40-UO-6030	Rugged Driver / Officer and Switch Panel Consoles	1
40-UO-9010	Black Finish	1
40-XO-1416	Dual Port USB Charging Port - Officer and Driver's Area	1
40-XO-6302	Recessed Cup Holders - Console Mounted	1
40-VO-0100	Driver Instrumentation (J1939) and Controls	1
40-VO-0120	Audible Turn Signal Reminder	1
40-VO-0122	Audible Lights On Reminder	1
40-VO-0124	Audible Parking Brake Reminder	1
40-VO-0130	Dual Trip Odometers	1
40-VO-0148	Odometer Activated While in Pump Mode	1
40-VO-0150	Low Fuel Warning Light and Alarm	1
40-VO-0152	Transmission Temperature Warning Light and Alarm	1
40-VO-0154	Low Voltage Warning Light	1
40-VO-0156	Air Cleaner Restriction Indicator	1
40-VO-0160	Low Coolant Warning	1
40-VO-0162	Wiper Control, Intermittent	1
40-XO-1112	Control Center Sw Panel - Engine Enclosure Mtg - EsKey - Aluminum Housing	1
40-VO-0502	Parking Brake Control - Driver's Dash	1
40-XO-1422	Outside Temperature Monitor	1
45-NS-0200	Apparatus Base Digital Electrical System - Class1 EsKey	1
45-NS-0210	Information Display Module - Driver's Position	1
40-ZO-0210	12VDC Power Circuits - Radio and/or Accessories	1
40-ZO-0310	Location - Engine Enclosure Top	1
40-ZO-0820	NMO Mount - Radio Antenna Wiring - Officer's Side Rear	1
40-ZO-0856	Location - Engine Enclosure Top	1
40-ZO-9910	Fire Extinguisher and Hazard Triangle Kit	1
<b>CAB EXTERIOR</b>		
40-DO-0900	Cab Crashworthiness Test	1
40-DH-2100	Exterior Grab Handles - 24" Long	1
40-DH-4110	Warning Light / Turn Signal, Cab Handrails	1
40-DH-5100	Exterior Grab Handles - Bright Finish	1
40-DZ-0115	Stylized Stainless Front Grille - US Fire 1871w	1
40-DZ-3001	Cab Grille - Bright Finish	1
40-GO-1010	Cab Front Mud flaps	1
40-GO-1300	Cab Ground Lights - LED Strip Lights	1
40-JO-2800	Mekra Lang - Htd & Remote Control Mirrors w/Convex, Chrome	1
40-KO-1000	Cab Side Windows - Fixed Glass	1
40-KO-2020	Electric Windows - Four Doors - Driver Additional Controls	1
40-KA-4022	Dark Gray-Lite Door Glass - Cab Side, Crew Doors and Rear (when spec'd)	1
40-LE-1002	Engine Maintenance Lights LED - Custom	1
40-NO-0805	Cab Stainless Fender	1
40-NO-0806	Cab Fender - Bright Finish	1
40-NO-1400	Exterior Rear Wall - Diamond Plate Overlay - Bright Finish	1
40-PO-0110	Cab Tilt - Electric Pump with Manual Back Up	1
40-PO-0400	Cab Tilt Road Interlock	1
<b>CAB AND CHASSIS PAINT</b>		
40-QO-1202	Gray Interior Paint	1
40-QO-2012	Headliner - Gray	1
40-QO-2112	Rear Wall Covering - Gray	1
40-QO-2212	Floor Covering - Gray	1
40-QO-2304	Door Panels - Gray	1
40-QO-2312	Engine Enclosure Covering - Gray	1
40-QO-2502	Dash Housing and Officer Console - Black	1
40-QO-3010	Single Color Cab Exterior Paint	1
40-QO-3080	Cab Exterior Paint - PPG - Urethane	1
<b>SEATING</b>		
40-SO-0010	Seat Position 1 - Driver's Seat	1
40-SO-1350	Highback - Air Ride Suspension - HO Bostrom - Sierra 500 - ABTS	1
40-SO-0020	Seat Position 2 - Officer's Seat	1
40-SO-4310	SCBA Fixed Bottom Cush - Fixed Mtg - HO Bostrom - Tanker 500 - ABTS	1

40-S0-9162	Filler Pad for SCBA Seats	1
40-S0-9220	HO Bostrom SecurAll SCBA Locking Bracket	1
40-S0-0030	Seat Position 3 - Rear Facing Left Outboard - Behind Driver	1
40-S0-5810	SCBA Fixed Bottom Cush - Fixed Mtg - HO Bostrom - Tanker 500 - ABTS	1
40-S0-9220	HO Bostrom SecurAll SCBA Locking Bracket	1
40-S0-0060	Seat Position 6 - Rear Facing Rt Outboard - Behind Officer	1
40-S0-5810	SCBA Fixed Bottom Cush - Fixed Mtg - HO Bostrom - Tanker 500 - ABTS	1
40-S0-9220	HO Bostrom SecurAll SCBA Locking Bracket	1
40-S0-0070	Seat Position 7 - Fwd Facing Left Outboard - Flip Seat Only	1
40-S0-5700	No Flip Seat Required	1
40-S0-0080	Seat Position 8 - Fwd Facing - Left Inside	1
40-S0-5810	SCBA Fixed Bottom Cush - Fixed Mtg - HO Bostrom - Tanker 500 - ABTS	1
40-S0-9220	HO Bostrom SecurAll SCBA Locking Bracket	1
40-S0-0090	Seat Position 9 - Fwd Facing - Right Inside	1
40-S0-5810	SCBA Fixed Bottom Cush - Fixed Mtg - HO Bostrom - Tanker 500 - ABTS	1
40-S0-9220	HO Bostrom SecurAll SCBA Locking Bracket	1
40-S0-0100	Seat Position 10 - Fwd Facing Rt Outboard - Flip Seat Only	1
40-S0-5700	No Flip Seat Required	1
40-S0-6100	Forward Facing Seat Riser	1
40-S0-7420	Gray / Black Durawear Seat Covering	1
40-S0-8002	Seat Belt Warning Labels	1
40-S0-7210	US Fire Apparatus Seat Logo Provided	1
40-S0-8014	Vehicle Data Recorder and Seat Belt Warning System	1
40-S0-8018	Seat Belt Warning System Graphic Monitor Panel	1
40-YC-3810	Back-Up Camera System, ASA Audiovox, Custom Chassis	1
40-YC-3820	Observation Monitor - 7" LCD - Waterproof, Custom Chassis	1
40-YC-4005	Monitor Mounting - Overhead Position - Driver, Custom Chassis	1
40-YC-3835	Camera - Color - Rear - High Performance - Black Housing	1
40-YC-4100	Operation - Battery Powered	1
40-YC-4205	Camera Mounting - Body Rear - Shipped Loose	1
<b>FRONT BUMPER OPTIONS</b>		
42-A4-0100	Front Bumper - SST -- Chassis {Ctr Hsewl - Top Q2B}	1
01-V3-0024	Front Bumper Ext - 24" - Chassis {Ctr Hsewl - Top Q2B}	1
01-W0-0700	Chromed Tow Hooks Beneath Bumper	1
40-G0-1420	Bumper Ground Lights - LED Strip Lights	1
40-H0-1113	Dual Stutter Tone Air Horns - Bumper Recessed - Chassis	1
40-H0-1201	Air Horn Circuit Powered - Battery and Ignition	1
40-H0-1252	Air Horn Control - Driver Foot & Officer Push Button Sw	1
40-H0-1310	Vehicle Horns / Electronic Siren Selector Switch	1
40-H0-2135	Electronic Siren - Whelen - Model 295HFS2	1
40-H0-5415	Siren Head Mounting - Mounted Flush in Dash/Console	1
40-HA-2064	Siren Speakers - Two (2) - Cast Products - Outboard Mtd	1
40-HA-2070	Siren Speaker - Bright Finish	1
<b>CAB &amp; CHASSIS HEADLIGHTS, ICC LIGHTING</b>		
55-02-1002	Custom Cab - Cab - LED - ICC Lighting - Whelen OS Series	1
55-02-1120	Custom Cab - Cab - LED - ICC Lighting - Bright Finish	1
55-03-0156	Headlights - HIVIZ LED - Daytime Running Halo Ring - Custom Cab Upper Position	1
55-03-0115	Headlights - Custom Cab - Bright Finish	1
55-04-0805	Frt Turn Signal - M6 LED - Outside HdLts - Custom Cab	1
55-04-0850	Lens Color - Amber	1
55-04-0905	Light Housing, Bright Finish	1
55-06-0480	Back Up Alarm	1
<b>CHASSIS WARNING LIGHTS</b>		
57-04-3360	Upper Zone A, Lightbar, Frt, Whelen - Freedom F4NV 72" LED - 8 Modules	1
57-20-3318	(4) Cab, Lower Front Warning - Zone A: Whelen - M6 - Linear Super LED, QUADS	1
57-03-2000	Red LEDs with Clear Lenses	1
57-20-3450	Cab, Lwr Light, Bezel - Bright Finish	1
57-30-3314	(2) Bumper, Lower Side Warning - Zone B & D, Whelen - M6 - Linear LED	1
57-03-2000	Red LEDs with Clear Lenses	1
57-30-4001	Bumper Side Warning Lights, Bezel - Bright Finish	1
<b>*****CHASSIS MODIFICATIONS*****</b>		
<b>FRONT BUMPER GRAVELSHIELDS - COMPARTMENTS</b>		
02-E2-0215	Gravelshield - Front Bumper Extension	1
02-E2-0220	Compartment - Front Bumper, Each Side Location: Center Front Bumper Compartment Capacity: 150' of 1-3/4" DJ Hose (Pre-Connected)	1
02-E2-0420	Compartment Flooring - Black Turtle Tile, each Compartment	1
02-E2-1220	Cover - Flat Aluminum T/P w/Cut Out, Center Compartment	1
<b>12-VOLT ACCESSORIES</b>		
16-A2-0220	Fuse Block - 12-Volt 6-Place Location: Rear of engine enclosure	1
<b>*****NFPA SAFETY SIGNS*****</b>		
18-A2-0220	Safety Signs - General Requirements	1

18-A2-0420	Safety Signs - Battery Explosion, FAMA01	1
18-A2-0620	Safety Signs - Rotating Shafts, FAMA02	1
18-A2-0820	Safety Signs - Hot Surfaces, FAMA03	1
18-A2-1020	Safety Sign - Hot Exhaust, FAMA04	1
18-A2-1220	Safety Sign - Spinning Fan, FAMA05	1
18-A2-1420	Safety Signs - Seated & Belted, FAMA07	1
18-A2-1620	Safety Sign - Air Conditioning Refrigerant, FAMA09	1
18-A2-1820	Safety Sign - Cab Equipment Mounting, FAMA10	1
18-A2-2020	Safety Sign - Fire Service Tire Rating, FAMA12	1
18-A2-2220	Safety Sign - Electronic Stability Control, FAMA13	1
18-A2-2420	Safety Sign - Cab Seating, FEMA14	1
18-A2-2620	Safety Signs - Helmet Worn in Cab, FAMA15	1
18-A2-2820	Safety Sign - Vehicle Backing, FAMA17	1
18-A2-4020	Safety Signs - Intake/Discharge Cap Pressure, FAMA18	1
18-A2-4220	Safety Signs - Hose Restraint Required, FAMA22	1
18-A2-4420	Safety Signs - Climbing Method Instruction, FAMA23	1
18-A2-4620	Safety Signs - Riding on Exterior, FAMA24	1
18-A2-4820	Safety Sign - Pump Training, FAMA25	1
18-A2-6020	Safety Signs - No-Step, FAMA26	1
18-A2-6220	Safety Sign - Siren Noise, FAMA42	1
18-A4-1020	Safety Sign - Apparatus Movement Warning	1
18-A6-0220	Plate - Fluid Capacity	1
18-A6-0420	Plate - Overall Height/Length/Weight	1
<b>*****PUMP ENCLOSURES / PUMPS / COMPONENTS / ACCESSORIES*****</b>		
<b>PUMP MODULE - SIDE MOUNT TUBULAR ALUMINUM W/ SWIRL FINISH</b>		
20-A2-0220	<b>PUMP</b>	1
20-A2-0225	Series: Q-Series	1
20-A2-0230	Control Location: Side Mount	
20-A2-0235	Integration Level: Module	1
20-A2-0240	Description: Module - Side Mount - QMax (1500 GPM) X Gearbox	1
<b>PUMP OPTIONS</b>		
20-A2-0250		1
20-A2-0255	Pump Ration: 2.28 (-23) L Gearbox	1
20-A2-0260	Pump Seal: Mechanical	1
20-A2-0265	G Gearbox Driveline Yokes: 1810 Yokes for G-Gearbox	1
20-A2-0270	Interlock Neutral: Interlock Module (AIR) with VPS	1
<b>ADDITIONAL OPTIONS</b>		
20-A2-0280		1
20-A2-0285	Anode: Alloy Anode - Q-series	3
20-A2-0290	TRV: TRV 120-L	1
20-A2-0295	Intake Relief Valve: Intake Relief 2.5" NST	1
20-A2-0300	Pressure Control: Governor - TPG Plus	1
20-A2-0305	Water Level Gauge: Water Level - ITL40 (Multi-Color)	1
20-A2-0310	Module Width: Module Width Panel to Panel - 74"	1
20-A2-0315	Module Area: 47" long, (2) double-stacked 2" crosslays, (1) double-stacked 2.5" crosslay	1
20-A2-0320	Module Area Additional: Dunnage Included	1
20-A2-0325	Module Area Additional: Hinged Crosslay Cover - Includes Hinge Along Forward Edge	1
20-A2-0330	Running Board Width: 98"	
20-A2-0335	Running Board, LH: Running Board No Tray	1
20-A2-0340	Running Board, RH: Running Board No Tray	1
20-A2-0345	Pump Panel Material: 14 Gauge Brushed Stainless Steel	1
20-A2-0350	Line Gauge Indications: Class 1 2.5" (400 psi)	1
20-A2-0355	Master Intake Gauge Indication: Class 1 4.5" Master Gauge -30 to 400 psi	1
20-A2-0360	Master Pressure Gauge Indication: Class 1 4.5" Master Gauge 0-400 ps	1
20-A2-0365	Drain Handle: Lift Up	1
20-A2-0370	Addl Options: Remote 4-light tank level light driver module for use with ITL-40 gauge	1
20-A2-0375	Custom Cut-Outs: Panel Cut-Out Only	1
<b>PLUMBING</b>		
20-A2-0385		1
20-A2-0390	Discharge 1: Disch 2.5" Left Hand FRT #1 Swing Handle	1
20-A2-0395	Discharge 2: Disch 2.5" Left Hand Rear #2 Swing Handle	1
20-A2-0400	Discharge 3: Disch 4" Right Hand FRT #3 w/Electric Actuation (9335 Controller, Transduce, Harness)	1
20-A2-0405	Discharge 4: Disch 2.5 Right Hand Rear #4 w/Push Pull	1
20-A2-0410	Discharge, Left Rear: Disch Left Rear 2.5 w/Push Pull	1
20-A2-0415	Discharge, Right Rear: Disch Right Rear 2.5 w/Push Pull -	1
20-A2-0425	Jump Line: Disch Jump 2.0 w/Push Pull	1
20-A2-0430	Deck Gun: Disch Deck 3.0 w/Push Pull	1
20-A2-0435	Tank Fill: Tank Fill 2.0" 45° VIC	1
20-A2-0440	Tank To Pump: Tank to Pump 3.0 w/Push Pull -	1
20-A2-0445	Aux Intake, Left Front: Intake 2.5 Left Hand FRT Swift Handle	1
20-A2-0450	Aux Intake, Right Front: Intake 2.5 Right Hand FRT Swift Handle	1
20-A2-0455	Crosslay Plumbing XL1: Disch X-lay 2.0 #1 w/Push Pull	1
20-A2-0460	Crosslay Plumbing XL2: Disch X-lay 2.0 #2 w/Push Pull	1
20-A2-0465	Crosslay Plumbing XL3: Disch X-lay 2.5 #3 w/Push Pull	1
<b>PRIMER</b>		

20-A2-0480	Primer - Manual Air, Trident 31.001.7	1
<b>FRONT BUMPER DISCHARGE</b>		
20-A2-0495	Discharge - Front Bumper w/ Swivel - thru Tread Plate (PS)	1
20-A2-0500	Plumbing - Front Bumper	1
20-A2-0505	Discharge - Swivel Stop, Tread plate	1
<b>DECK GUN</b>		
28-R4-2020	Monitor - Electric Deck, TFT Hurricane XF1H-E11A	1
28-R4-3020	Monitor Control - Panel Mount, TFT Y4E-RP	1
28-R4-4620	Master Stream Nozzle - Electric Monitor, TFT M-ERP1250-NN	1
<b>LEFT REAR DISCHARGE</b>		
20-A2-0525	Plumbing - Left Rear, 2-1/2"	1
20-A2-0530	Elbow - 2-1/2 FNST x 2-1/2" MNST Chrome 30 Degree, Trident 01.010.0	1
92-F2-0420	Cap w/Chain - 2-1/2", Trident 01.006.0	1
<b>CROSSLAYS ACCESSORIES</b>		
20-A2-0545	End Flaps - Hypalon w/Bungee Cords, Crosslays	1
20-A2-0550	Cover/End Flaps Color: Black	1
<b>FOAM PROVISIOIN</b>		
20-A2-0555	Foam Tank No. 1 - Polypropylene, 30 Gallons	1
<b>*****WATER TANKS / COMPONENTS / ACCESSORIES *****</b>		
<b>WATER TANK</b>		
30-A2-0220	Water Tank - Polypropylene, 1000 Gallons	1
30-A2-0225	Certification - NFPA Water Tank Size	1
30-A2-0230	Tank Sleeve - Poly	1
30-A2-0235	Lights (2) - Water Level, Whelen PSTANK2 (Class 1 Driver) Locations: One-(1) per side on the extended portion fo the cab Activation: Park Brake	1
<b>*****PUMPER / TANKER BODIES*****</b>		
50-A2-0220	Body - 102" Wide, Extruded Aluminum	1
50-A2-0225	Body Sub Frame - Extruded Aluminum	1
50-A2-0230	Body/Compartment Construction - 102" Wide Body	1
50-A2-0235	Wheel Well Panels & Fenders - Body, Painted Aluminum	1
50-A2-0240	Fenderettes - Polished Stainless Steel	1
50-A2-0245	Hose Bed - 67-1/2" Wide	1
<b>COMPARTMENT LAYOUT - LEFT SIDE RESCUE STYLE</b>		
<b>Compartment L1:</b>		
50-A2-0260	Interior Dimensions: ~46"W x 70-1/4"H x 15" Upper/28"D Lower Door Opening: ~44"W x 60-7/8"H	1
50-A2-0265	Vent - Compartment, Louvered	2
50-A2-0270	Compartment Door - Roll Up, Satin Finish	1
50-A2-0275	Pull Down Strap - Compartment DoorNote: Bungee Style	1
50-A2-0280	Light - Compartment, LED Strip Note: Two-(2) Full Height LED Strips per Compartment	2
50-A2-0285	Shelf - Permanent, Smooth Aluminum Location: Depth Break	1
50-A2-0286	Unistruts - Aluminum, Per Compartment Locations: Lower Sectio Left/Right Side Compartment Walls	1
50-A2-0290	Turtle Tile - Compartment Floors, Black (Per Compartment)	1
50-A2-0295	Turtle Tile - Compartment Shelf/Tray, Black (Per Shelf/Tray)	1
<b>Compartment L2:</b>		
50-A2-0305	Interior Dimensions: ~58"W x 38"H x 15"D Door Opening: ~56"W x 28-5/8"H	1
50-A2-0310	Vent - Compartment, Louvered	2
50-A2-0315	Compartment Door - Roll Up, Satin Finish	1
50-A2-0320	Pull Down Strap - Compartment DoorNote: Bungee Style	1
50-A2-0325	Light - Compartment, LED Strip Note: Two-(2) Full Height LED Strips per Compartment	2
50-A2-0330	Tool Board - Pac Trac Location: Rear Compartment Wall	1
50-A2-0335	Turtle Tile - Compartment Floors, Black (Per Compartment)	1
<b>Compartment L3:</b>		
50-A2-0345	Interior Dimensions: ~44"W x 70-1/4"H x 15" Upper/28"D Lower Door Opening: ~42"W x 60-7/8"H	1
50-A2-0350	Vent - Compartment, Louvered	2
50-A2-0355	Compartment Door - Roll Up, Satin Finish	1
50-A2-0360	Pull Down Strap - Compartment DoorNote: Bungee Style	1
50-A2-0365	Light - Compartment, LED Strip Note: Two-(2) Full Height LED Strips per Compartment	2
50-A2-0370	Shelf - Permanent, Smooth Aluminum Location: Depth Break	1

50-A2-0371	Unistruts - Aluminum, Per Compartment <b>Locations: Lower Section Left/Right Side Compartment Walls</b>	1
50-A2-0375	Turtle Tile - Compartment Floors, Black (Per Compartment)	1
50-A2-0380	Turtle Tile - Compartment Shelf/Tray, Black (Per Shelf/Tray)	1
<b>COMPARTMENT LAYOUT - RIGHT SIDE RESCUE STYLE</b>		
<b>Compartment R1:</b>		
50-A2-0395	<b>Interior Dimensions: ~46"W x 70-1/4"H x 15" Upper/28"D Lower</b> <b>Door Opening: ~44"W x 60-7/8"H</b>	1
50-A2-0400	Vent - Compartment, Louvered	2
50-A2-0405	Compartment Door - Roll Up, Satin Finish	1
50-A2-0410	Pull Down Strap - Compartment Door <b>Note: Bungee Style</b>	1
50-A2-0415	Light - Compartment, LED Strip <b>Note: Two-(2) Full Height LED Strips per Compartment</b>	2
50-A2-0420	Shelf - Permanent, Smooth Aluminum <b>Location: Depth Break</b>	1
50-A2-0421	Unistruts - Aluminum, Per Compartment <b>Locations Lower Section Left/Right Side Compartment Walls</b>	1
50-A2-0425	Turtle Tile - Compartment Floors, Black (Per Compartment)	1
50-A2-0430	Turtle Tile - Compartment Shelf/Tray, Black (Per Shelf/Tray)	1
<b>Compartment R2:</b>		
50-A2-0440	<b>Interior Dimensions: ~58"W x 38"H x 15"D</b> <b>Door Opening: ~56"W x 28-5/8"H</b>	1
50-A2-0445	Vent - Compartment, Louvered	2
50-A2-0450	Compartment Door - Roll Up, Satin Finish	1
50-A2-0455	Pull Down Strap - Compartment Door <b>Note: Bungee Style</b>	1
50-A2-0460	Light - Compartment, LED Strip <b>Note: Two-(2) Full Height LED Strips per Compartment</b>	2
50-A2-0465	Tool Board - Pac Trac <b>Location: Rear Compartment Wall</b>	1
50-A2-0470	Turtle Tile - Compartment Floors, Black (Per Compartment)	1
<b>Compartment R3:</b>		
50-A2-0480	<b>Interior Dimensions: ~44"W x 70-1/4"H x 15" Upper/28"D Lower</b> <b>Door Opening: ~42"W x 60-7/8"H</b>	1
50-A2-0485	Vent - Compartment, Louvered	2
50-A2-0490	Compartment Door - Roll Up, Satin Finish	1
50-A2-0495	Pull Down Strap - Compartment Door <b>Note: Bungee Style</b>	1
50-A2-0500	Light - Compartment, LED Strip <b>Note: Two-(2) Full Height LED Strips per Compartment</b>	2
50-A2-0505	Shelf - Permanent, Smooth Aluminum <b>Location: Depth Break</b>	1
50-A2-0506	Unistruts - Aluminum, Per Compartment <b>Locations: Lower Section Left/Right Side Compartment Walls</b>	1
50-A2-0510	Turtle Tile - Compartment Floors, Black (Per Compartment)	1
50-A2-0515	Turtle Tile - Compartment Shelf/Tray, Black (Per Shelf/Tray)	1
<b>Compartment B1:</b>		
50-A2-0525	<b>Interior Dimensions: ~35"W x 60-1/2"H x 28"D</b> <b>Door Opening: ~33"W x 51-1/8"H</b>	1
50-A2-0530	Vent - Compartment, Louvered	2
50-A2-0535	Compartment Door - Roll Up, Satin Finish	1
50-A2-0540	Pull Down Strap - Compartment Door <b>Note: Bungee Style</b>	1
50-A2-0545	Light - Compartment, LED Strip <b>Note: Two-(2) Full Height LED Strips per Compartment</b>	2
50-A2-0550	Tray - 500 Pound Roll-Out, 24-28" Deep <b>Location: Compartment Floor Mounted</b>	1
50-A2-0555	Unistruts - Aluminum, Per Compartment <b>Locations: Left/Right Side Compartment Walls</b>	1
50-A2-0560	Turtle Tile - Compartment Shelf/Tray, Black (Per Shelf/Tray)	1
<b>REAR BODY CONSTRUCTION - PUMPER / TANKERS</b>		
50-A2-0575	Rear Body Construction - Flat Back Design	1
<b>LADDER STORAGE</b>		
50-A2-0590	Compartment - Pike Pole/Ladder Storage, Right Side Beside Tank	1
50-A2-0595	Tubes (2) - Pike Pole Storage	1
<b>SUCTION HOSE STORAGE</b>		
50-A2-0610	Compartment - Suction Hose Storage, Top of Side Compartments <b>Note: The compartment shall be accessed by brushed stainless steel doors with D-Ring latch at the upper rear corners of the apparatus. DO NOT REMOVE THE PVC PROTECTANT ON THE DOORS</b>	1
<b>WHEEL WELL STORAGE COMPARTMENTS</b>		
50-A2-0625	Compartment - Wheel Well Double Air Bottle, Left Front	1
50-A2-0630	Compartment - Wheel Well Single Air Bottle, Left Rear	1
50-A2-0635	Compartment - Wheel Well Double Air Bottle, Right Front	1
50-A2-0640	Compartment - Wheel Well Double Air Bottle, Right Rear	1

<b>BODY TRIM / COMPONENTS</b>		
50-A2-0655	Body Trim Package	1
50-A2-0660	Body Trim - NO Rear Stanchions	1
50-A2-0665	Guards (2) - Body Corner Stone, Front	1
50-A2-0675	Fuel Fill - Recessed w/Door, Left Side	1
50-A2-0680	Mud Flaps - Rear	1
50-A2-0685	Rub Rail - Extruded Aluminum	1
50-A2-0690	Step - 12" Rear, Aluminum Tread Plate	1
50-A2-0695	Step - Chrome Folding, Front of Body <b>Note: Three-(3) per side on the front face of the body</b>	6
50-A2-0700	Steps (4) - LED Lighted, Rear	1
50-A2-0705	Tow Eyes (2) - Rear, Below Body	1
<b>HANDRAILS</b>		
50-A2-0720	Handrails - Rear Vertical (2), Knurled Aluminum	1
50-A2-0725	Handrail - Below Hose Bed, Knurled Aluminum	1
<b>HOSE BED DIVIDERS / COVERS</b>		
50-A2-0740	Divider - Hose Bed, Pumper	2
50-A2-0745	Hand Hole in Hose Bed Divider	2
50-A2-0750	Cover - Hose Bed, Hypalon w/Bungee Cords	1
50-A2-0755	End Flap - Hypalon w/Bungee Cords, Hose Bed <b>Note: Endflap to be weighted at the bottom with sand</b>	1
50-A2-0760	Cover/End Flap Color: Black	1
<b>***** ELECTRICAL / COMPONENTS / ACCESSORIES *****</b>		
70-A2-2420	Electrical System - Body Multiplex, Class One ES-Key	1
70-A2-2425	Electrical System - 12 Volt Testing	1
70-A2-2430	12-Volt Wiring Protection - Split Loom	1
70-A2-2435	EMI/RFI Protection	1
<b>ZONE B/D UPPER BODY SIDE FRONT</b>		
70-A2-2450	Zone B/D Upper Body Side Front Lights (2) - Red w/Clear Lens M9 LED, Whelen M9RC	1
70-A2-2455	Lights (2) - M9 LED Scene, Whelen M9LZC	1
70-A2-2460	Upper Rear Scene Light Activation - Reverse Circuit	1
<b>ZONE B/D UPPER BODY SIDE REAR</b>		
70-A2-2475	Zone B/D Upper Body Side Rear Lights (2) - Red w/Clear Lens M9 LED, Whelen	1
70-A2-2480	Lights (2) - M9 LED Scene, Whelen M9LZC	1
<b>ZONE C UPPER</b>		
70-A2-2495	Zone C Upper Outboard Lights (2) - Red w/Clear Lens M9 LED, Whelen M9RC	1
70-A2-2500	Lights (2) - M9 LED Scene, Whelen M9LZC	1
<b>Zone B &amp; D LOWER MIDSHIP</b>		
70-A2-2515	Zone B & D Lower Midship (2) - Red w/Clear Lens M6 LED, Whelen M6RC	1
<b>ZONE B/D LOWER REAR</b>		
70-A2-2530	Zone B & D Lower Rear (2) - Red w/Clear Lens T-ION LED	1
<b>ZONE C LOWER</b>		
70-A2-2545	Zone C Lower Lights (2) - Red w/Clear Lens M6 LED, Whelen M6RC	1
70-A2-2550	Stop/Turn/Reverse Lights - LED, Whelen M6	1
70-A2-2555	Housing - Rear Tail Light Assembly, M6FCV4	1
<b>MARKER / CLEARANCE LIGHTS</b>		
70-A2-2570	Lights - Clearance Amber LED	2
70-A2-2575	Lights - Clearance RED LED	11
<b>UNDERBODY LIGHTS</b>		
70-A2-2590	Light - 12" LED Underbody, Luma Bar H20 AY-9500-012 <b>Locations: Beneath L1, L3, R1, R3 and (2) below the tailboard</b>	6
<b>HOSEBED LIGHTING</b>		
70-A2-2605	Light - 40" LED, Luma Bar H20 AY-9500-040	1
<b>PERIMETER LIGHTS</b>		
70-A2-2620	Light - LED License	1
<b>*****INTERIOR / EXTERIOR FINISH / LETTERING / STRIPING*****</b>		
<b>EXTERIOR FINISH - CAB/BODY</b>		
80-A2-0220	Paint - Body	1
80-A2-0225	Paint Color/Code: Red FLNA 31979 (US Fire Apparatus Red 1)	1
<b>BODY / INTERIOR / FINISH</b>		
80-A2-0240	Interior Compartment Finish - Natural	1
<b>SCOTCHLITE STRIPE - NFPA</b>		
80-A2-0255	Stripe - Scotchlite, 1-6-1 Triple	1
80-A2-0260	Striping Color: Black	1

80-A2-0265	Pin Stripe/Secondary Stripe Color: Black	1
80-A2-0270	Striping Layout: Reverse "Z" Design, Body Compartment Doors	1
80-A2-0275	Stripe - 3/4" Spun Silver w/Pinstripe There shall be Spun Silver striping installed between the upper 1" Scotchlite Stripe and the 6" Scotchlite Stripe, as well as between the lower 1" Scotchlite Stripe and the 6" Scotchlite Stripe	2
<b>REAR CHEVRON</b>		
80-A2-0290	Striping - Rear Body, Reflective Chevron	1
80-A2-0295	Chevron Striping Colors: 3M Red & Gold	1
80-A2-0300	Pin Striping - 1/4" Black, Between Rear Chevron Striping	1
80-A2-0305	Reflective Material - Designated Walking Surfaces	1
<b>LETTERING / SIGNS / PLAQUES</b>		
80-A2-0320	Lettering - 3" Spun Silver w/Shade	1
80-A2-0325	Decals/Maltese Cross (2)	1
<b>*****LOOSE EQUIPMENT*****</b>		
90-A2-0220	Equipment Package - NFPA 1900 2024, Fire Department Supplied	1
90-A2-0225	Ladder - 10' Folding Attic, Alco-Lite FL-10	1
90-A2-0230	Ladder - 14' Roof, Alco-Lite PRL-14	1
90-A2-0235	Ladder - 24' 2-Section Extension, Alco-Lite PEL-24	1
90-A2-0240	Hose (2) - PVC Flexible Suction, Kocheck 10' x 6"	1
90-A2-0245	Strainer - 6" NH Barrel, Kocheck BS60C	1
90-A2-0250	Bracket - 6" Strainer, Kocheck MM601C	1
90-A2-0255	Pike Pole - 6' Fiberglass	1
90-A2-0260	Pike Pole - 8' Fiberglass	1
90-A2-0265	Wheel Chocks (2) - Folding, Ziamatic SAC-44-E w/Mounting Bracket Location: Below the L1 compt.	1
24-S8-4830	Elbow - 4" FNST x 5" Storz 30 Degree, Kocheck SKE45R Location: Right Side LDH Discharge	1
24-S8-4850	Cap w/Chain - 5" Storz, Kocheck CC507	1
90-A2-0270	Emergency Road Kit (Triangles, Road Flares)	1
90-A2-0275	First Aid Kit (24 unit) DOTD	1
<b>*****WARRANTIES / MANUALS*****</b>		
98-A2-0220	Manuals Package (Operation, Engine, Transmission, Body, Pump)	1
98-A2-0225	Warranty Package	1
98-A2-0230	Cab and Body General - 2-Year	1
98-A2-0235	Chassis - 3-Year	1
98-A2-0240	Frame Rail - Lifetime	1
98-A2-0245	Cab Structural - 10-Year	1
98-A2-0250	Engine - OEM Standard, 5-Year	1
98-A2-0255	Transmission - OEM Standard, 5-Year	1
98-A2-0260	Waterous Pump - Seven Year Parts, 2-Year Labor	1
98-A2-0265	Plumbing, Stainless Steel - 10-Year	1
98-A2-0270	Cab/Body Paint - 10-Year	1
98-A2-0275	Water/Foam Tanker - Lifetime	1

# Jon's Mid America Fire

7037 East US Highway 60  
 Rogersville, MO  
 Phone: (417)-887-0534



# WORK ESTIMATE

ESTIMATE #	DATE
Final Est.	10/22/2025

### Customer Name

El Mirage Fire Department  
 El Mirage, AZ  
 Contact - Asst. Chief Chris Richardson

### VEHICLE INFORMATION

**YR/MAK/MDL:** 2024 US Fire Apparatus  
**VIN:** 44KFT4281RWZ24074  
**UNIT NUM:**

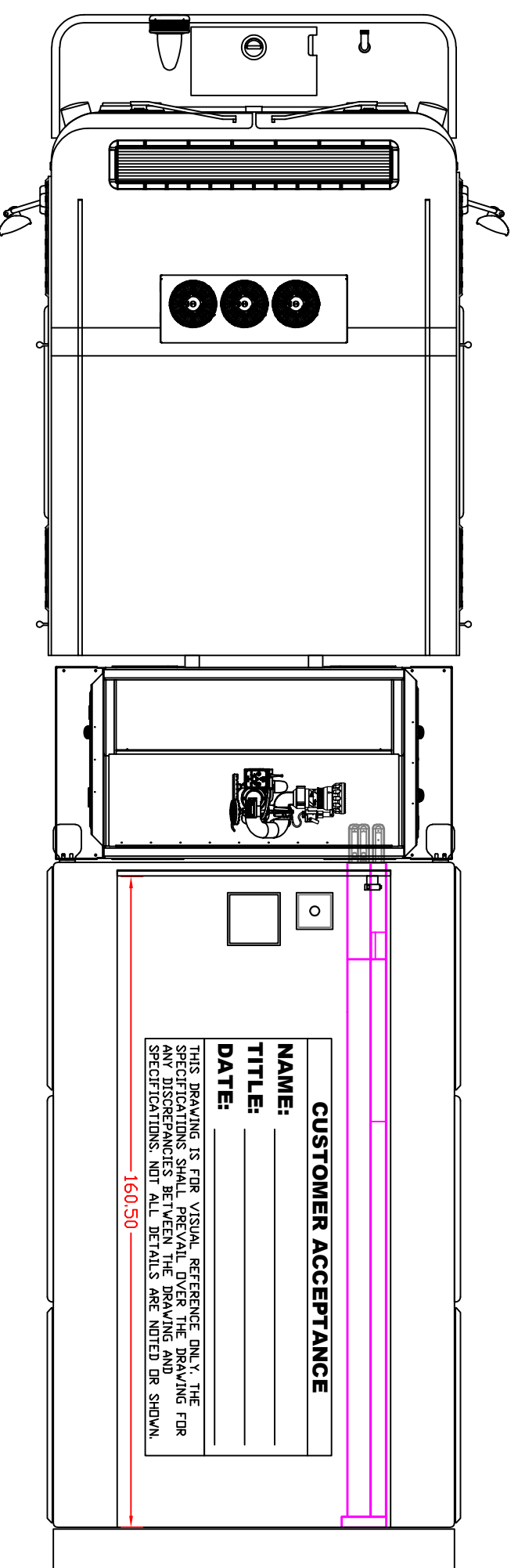
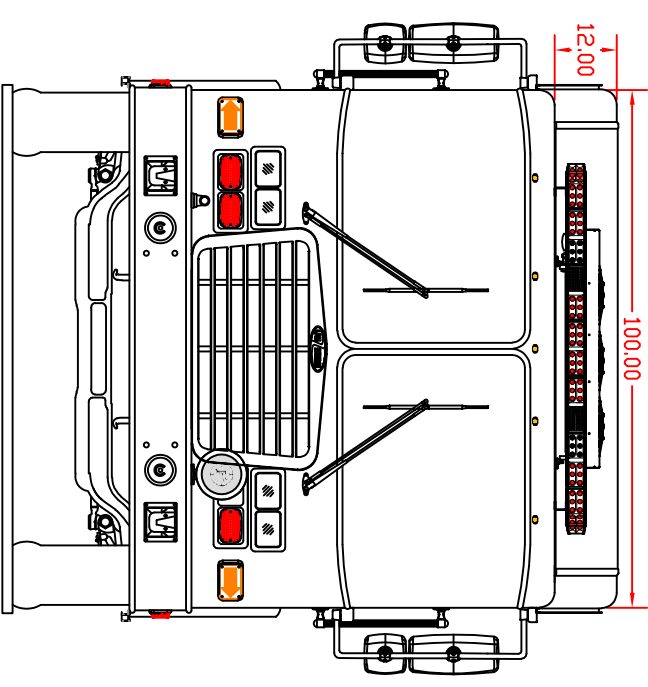
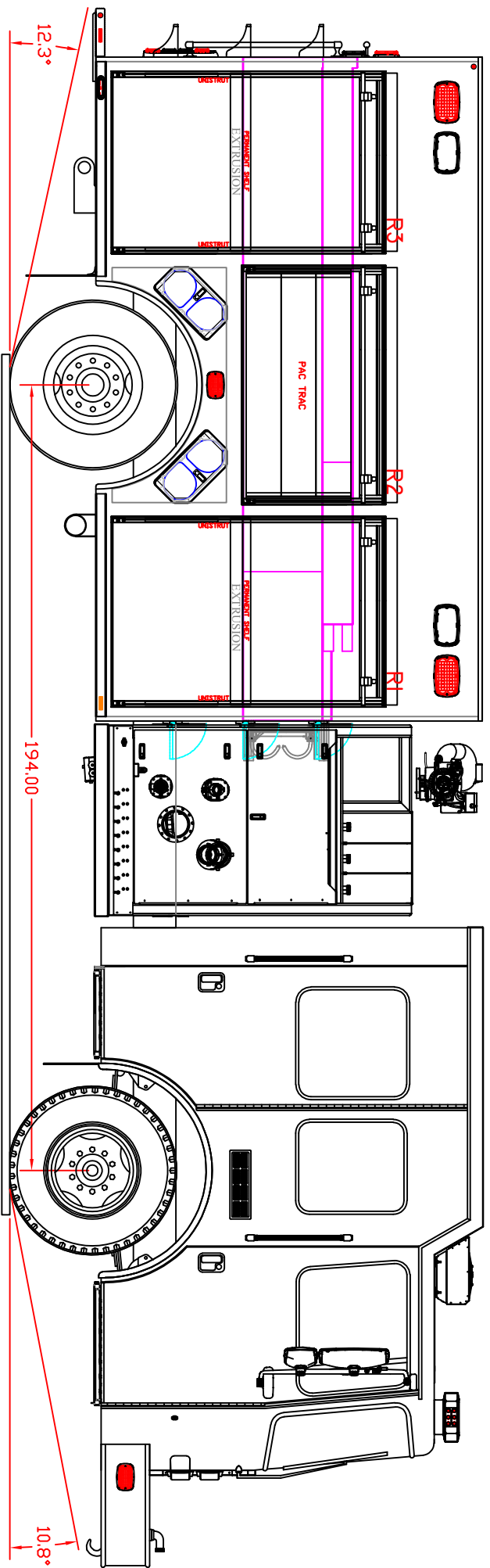
### DESCRIPTION OF WORK

#### Customer Quote Additional Options

ITEMIZED COSTS	QTY	UNIT PRICE	AMOUNT
Install Air Chuck at Engineer Pump Panel	1	145.99	145.99
Supply Air Line, Fittings, Bulkhead Fitting and Chuck	1	75.00	75.00
Add Additional Alternator (320 AMP)	1	1,585.67	1,585.67
Install Brackets to Mount Additional Alternator	1	775.00	775.00
Extended Battery Box with Batteries	1	700.00	700.00
Cummins 5KW Gen	1	12,022.69	12,022.69
Two Aux Fans for Rear	1	87.00	87.00
Pump Panel Textured	2	634.00	1,268.00
Coffin Compartments	1	1,745.00	1,745.00
Install 30A Shoreline Plug	1	743.27	743.27
Blower Vent Ext and Aux Blower	1	250.00	250.00
Electronic Deck Gun Extension	1	8,750.00	8,750.00
David Clark Wireless Headset System and Hardware	1	6,430.00	6,430.00
Underseat Drawer	1	722.99	722.99
Install Power Supply to Doghouse	1	225.00	225.00
Power Distribution Box	1	300.00	300.00
Install Aux Wiring Block with 12 Plugs	1	74.34	74.34
All Electrical Conponents for Install	1	369.00	369.00
Civil Defense Radio Set	1	389.00	389.00
Stereo Box Under Overhead in Center	1	179.00	179.00
Radio Mounting Hardware	1	175.00	175.00
Motorola Radio Chargers	5	92.00	460.00
Streamlight with charger Right Angle	4	160.00	640.00
Bullard QTX TIC	1	10,493.33	10,493.33
Double Cup Holders 32 oz	2	333.32	666.64
Helment Holders	4	106.61	426.44
Coat Hooks	3	62.85	188.55
Radio Connection Cab and Antennas, Coax and Wiring	1	516.00	516.00
Rear Bumper Brackets and Wiring	1	1,188.64	1,188.64
Manual Bell with Cable	1	2,452.68	2,452.68

Two Turn Signals	2	108.83	217.66
Corner Vinyl Reflective	1	100.00	100.00
Whelen M9BC	5	215.50	1,077.50
Whelen M6BC	3	144.00	432.00
Ramco Mirrors Heated/Remote	2	1,400.00	2,800.00
Brow Bar for Front of Cab	1	1,861.37	1,861.37
Hardware for Brow Bar	1	175.00	175.00
FRC LED 12V Scene Light	2	2,012.17	4,024.34
Scene Light Hardware	1	175.00	175.00
Opticom GTT-759H Emitter	1	1,302.00	1,302.00
Hose Troughs	2	363.00	726.00
TFT Intake Valves, Piston Style, 3.5 HN	2	2,850.00	5,700.00
120V Power Strips	2	111.61	223.22
Drug Box Non Flanged Model OTE 19502E	1	3,000.00	3,000.00
12 V Power Supply to R3	1	145.00	145.00
Swing Out Tool Board	2	1,325.00	2,650.00
Box Drawer and Materials	1	995.00	995.00
Grab Handles	2	150.00	300.00
R&R Front Seats Sierra HBRX/ABTS	2	1,481.24	2,962.48
Seat Backs Cushion Replace	4	390.96	1,563.84
Diamond Plate Roof Cover	1	265.00	265.00
Doghouse Cover ALM	1	225.00	225.00
Paint Materials	1	1,182.50	1,182.50
Backboard Storage CMPT	1	1,200.00	1,200.00
SCBA Walkaway Bracket	4	803.65	3,214.60
Rear Compartment Shelves	4	311.67	1,246.68
Decal Package	1	3,250.00	3,250.00
Zico Flip Out Step	1	414.84	414.84
Duratile for New Shelves	2	82.50	165.00
ROTORAY Light for Front Grille	1	3,666.65	3,666.65
Hardware for Mounting	1	100.00	100.00
Garden Hose At PP for Tank Fill with Hardware	1	485.91	485.91
Paint and Materials for Roll Up Doors	1	590.00	590.00
Command Light KL-409D-H4 With Deflector	1	23,250.00	23,250.00
Control Panel for Command Light	1	1,805.55	1,805.55
Two Trips for Four People	1	8,000.00	8,000.00
LABOR	350	125.00	43,750.00
SHOP MATERIALS	1	200.00	200.00
HAZARDOUS MATERIALS	1	125.00	125.00
FREIGHT	1	450.00	450.00
<i>Thank you for your business!</i>		<b>Total Estimate</b>	<b>\$ 978,061.37</b>

**NOTE: This estimate is not a contract or a bill. It is our best guess at the total price to complete the work stated above, based upon our initial inspection, but may be subject to change. If prices change or additional parts and labor are required, we will inform you prior to proceeding with the work.**



**CUSTOMER ACCEPTANCE**

NAME: \_\_\_\_\_

TITLE: \_\_\_\_\_

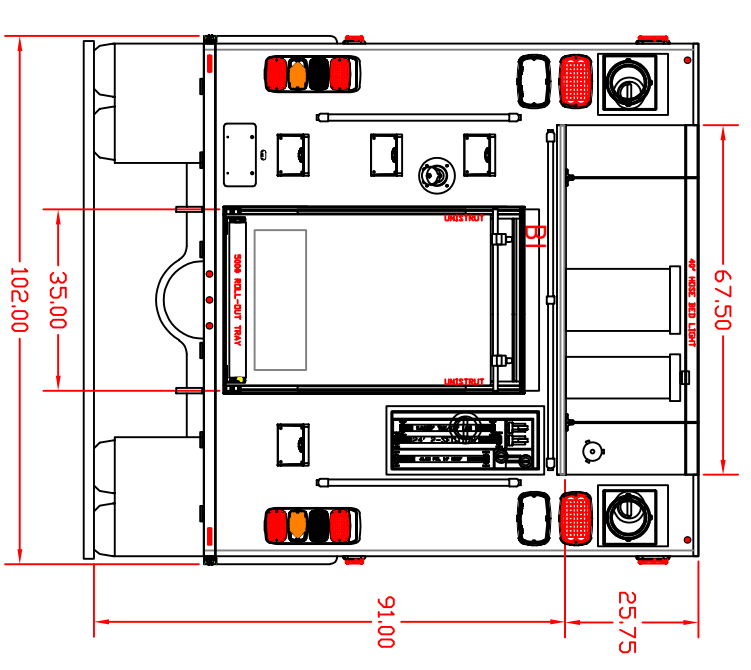
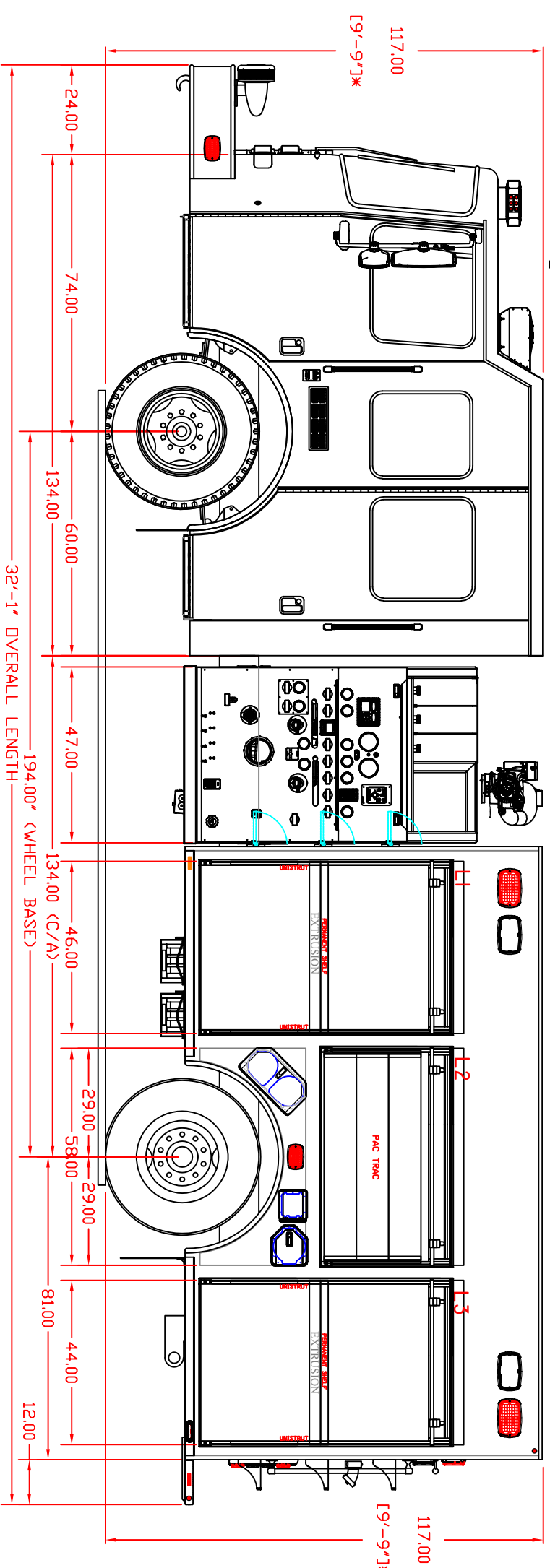
DATE: \_\_\_\_\_

THIS DRAWING IS FOR VISUAL REFERENCE ONLY. THE SPECIFICATIONS SHALL PREVAIL OVER THE DRAWING FOR ANY DISCREPANCIES BETWEEN THE DRAWING AND SPECIFICATIONS. NOT ALL DETAILS ARE NOTED OR SHOWN.

	INTERIOR	OPENING
L1	46W X 70.25H X 15/28D	44.00W X 60.875H
L2	58W X 38H X 15D	56.00W X 28.625H
L3	44W X 70.25H X 15/28D	42.00W X 60.875H
R1	46W X 70.25H X 15/28D	44.00W X 60.875H
R2	58W X 38H X 15D	56.00W X 28.625H
R3	44W X 70.25H X 15/28D	42.00W X 60.875H
B1	35W X 60.50H X 28D	33.00W X 51.125H



**JOB NO.: FT1044**  
**1,500 GPM HALE QMAX PUMP**  
**1,000 GALLON WATER TANK**  
**\*30 GALLON FOAM CELL**  
**(\*FOR OPTIONAL FOAM SYSTEM)**



\*HEIGHT COULD VARY +/- .2" BASED ON LOADING OF VEHICLE



## NEW APPARATUS SALES AGREEMENT

October 22<sup>nd</sup>, 2025

El Mirage Fire Department  
13601 N. El Mirage Rd  
El Mirage, AZ 85335

This apparatus sales agreement is made by and between Jon's Mid America Fire Apparatus Inc. (Company) and the El Mirage Fire Department (Buyer).

The company agrees to sell and the buyer agrees to purchase one (1) new 2024 HME US Fire Apparatus and includes all items as specified per attached specification, delivery to the El Mirage Fire Department, Arizona and all specified manuals and warranties in accordance with terms and conditions incorporated and set forth herein.

---

### 1.) Delivery – Approximately 5-6 Months

The Apparatus shall be prepared and available for inspection at Rogersville, MO in an “In Service” condition in approximately 180 calendar days from day of contract signing. (Delivery time is subject to change based on lead times of added items)

### 2.) Price/Payment

The Buyer agrees to one (1) new and 2024 HME US Fire Pumper apparatus at **\$978,061.00 each (Nine hundred Seventy Eight thousand and Sixty one dollars and zero cents)** each. This price is good until Demo is sold.

### 3.) Contingencies

The company will have no liability to the buyer for any delays, failure to make delivery or other default due to strikes, labor unrest, war, riot, federal, state, or local government action, accidents, fire, flood or other disasters or acts of God or breakdown of machinery, lack of or inability to obtain materials, parts, supplies or any other causes of circumstances beyond reasonable control of the company which prevent or hinder the company's manufactures and or delivery of the specified apparatus.

Buyer\_\_\_\_\_ Seller\_\_\_\_\_

### 4.) Disclaimer of consequential damages

