

# Varney Road Roadway Improvements (129th Avenue to El Mirage Road)

## Overview

Submitted By	Jorge Gastelum, Community Development Director
Request Owner	Macy Walker, Fiscal Services Analyst
Department	Development Services
Type	Capital Improvement
Project Number	62308

## Description

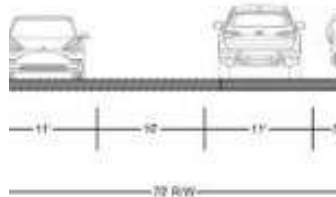
This request is to design and construct bicycle lanes and sidewalk along Varney Road between 129th Avenue and El Mirage Road where there are gaps in the infrastructure. Shared lane markings and signs will be installed along a 400 ft section of Varney Road just east of Dysart Road where it is not feasible to install bicycle lanes. Additional improvements include a center median, curb and gutter, striping and signage where they currently do not exist. This project will create a connection to adjacent bike lanes and provide a safe route for pedestrians, bicyclists and children. The total project cost is now estimated at \$1,112,645 which includes design, construction and city match. The Transportation Alternatives / CMAQ Application for the FY 2023 and FY 2024 managed by MAG would fund approximately 78% of the total project cost.

The 2021 National Community Survey found that 67% of El Mirage residents rate the quality of city pavement highly, 76% consider it easy to travel by car in the city, 63% consider it easy to travel by bicycle, 62% consider it easy to travel by foot, and 67% feel it is important to focus on the overall quality of the transportation system in the next 2 years.

## Images



Varney Roadway Improvements - Project Location

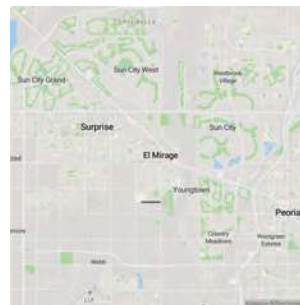


Varney Road Cross Section

## Details

Division	Engineering
Type of Project	Other
Strategic Priority	Safe Community
Grant Funding	Yes
Bond Eligible	No
Project Status	Unmodified

## Location



## Capital Cost

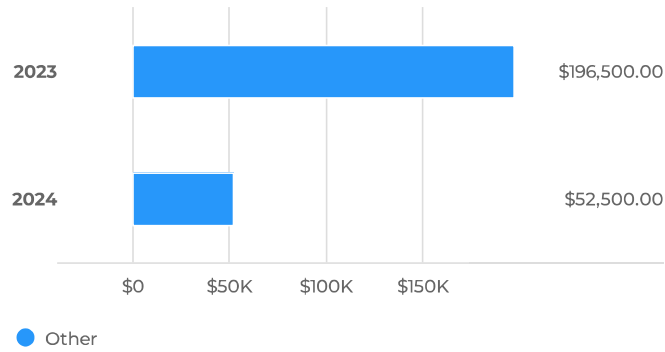
FY2023 Budget

**\$196,500**

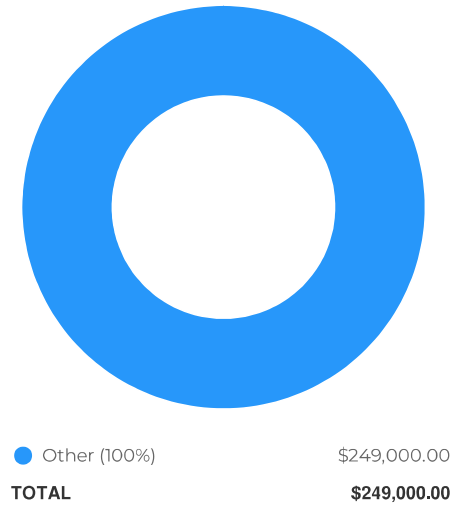
Total Budget (all years)

**\$249K**

Capital Cost by Year



Capital Cost for Budgeted Years



### Capital Cost Breakdown

Capital Cost	FY2023	FY2024
Other	\$196,500	\$52,500
<b>Total</b>	<b>\$196,500</b>	<b>\$52,500</b>

## Funding Sources

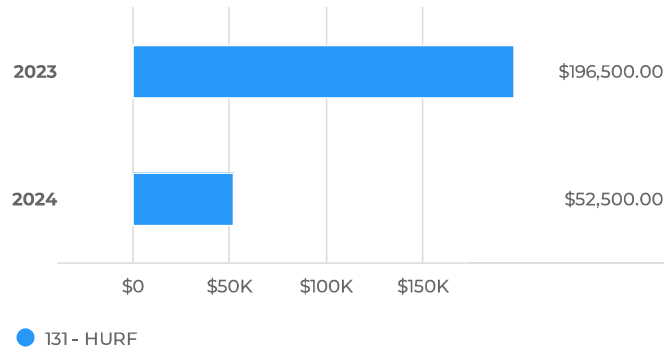
FY2023 Budget

**\$196,500**

Total Budget (all years)

**\$249K**

Funding Sources by Year



Funding Sources for Budgeted Years



### Funding Sources Breakdown

Funding Sources	FY2023	FY2024
131 - HURF	\$196,500	\$52,500
<b>Total</b>	<b>\$196,500</b>	<b>\$52,500</b>