

Water Production Facility Rehabilitation Program

Overview

Request Owner	Nick Russo, Public Works Director
Est. Start Date	07/01/2023
Est. Completion Date	06/30/2024
Department	Water
Type	Capital Improvement
Project Number	62065

Description

This project is to rehab, repair or replace the equipment needed to deliver water to the residents of El Mirage and a portion of Surprise residents. This maintenance program will prolong the useful life of the water production facilities.

Water supply, supply of pressure, and water storage tanks operate successfully with little maintenance for extended multi-year periods. However, gradual failure, including corrosion or loss of curb appeal, can result in water infrastructure requiring upgrades. Therefore, a rehabilitation program is designed to ensure asset preservation, process water quality improvements, and maintain operator safety. The city has a total of 10 water production facilities within the water distribution system.

The 2021 National Community Survey found that 46% of El Mirage residents rank the quality of drinking water favorably, compared to 69% who rank the overall quality of the utility infrastructure favorably, and 91% of residents feel it is important to focus on utility infrastructure in the next two years.

Modified - Increase by \$100,000 annually and added FY2028.

Images



Canterbury Water Tank



Cottonwood Tank Removal

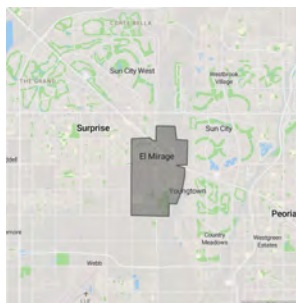


Sunnyvale Tanks

Details

Division	Utilities
Type of Project	Refurbishment
Strategic Priority	Superior Infrastructure
Grant Funding	No
Bond Eligible	No
Project Status	Modified

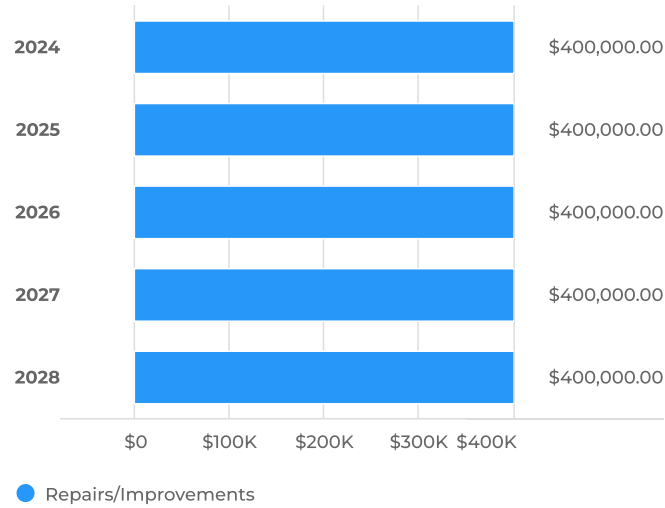
Location



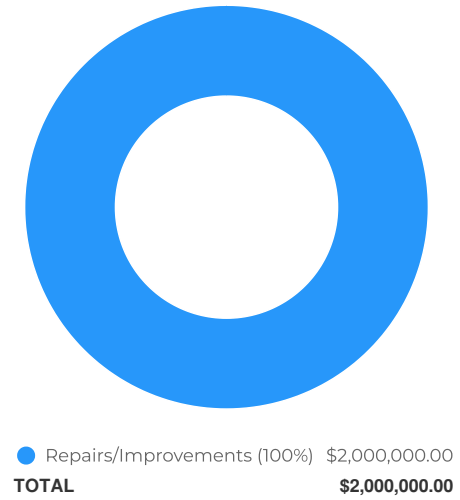
Capital Cost

FY2024 Budget **\$400,000** Total Budget (all years) **\$2M** Project Total **\$2M**

Capital Cost by Year (Adopted)



Capital Cost for Budgeted Years (Adopted)



Capital Cost Breakdown

Capital Cost	FY2024	FY2025	FY2026	FY2027	FY2028	Total
Repairs/Improvements	\$400,000	\$400,000	\$400,000	\$400,000	\$400,000	\$2,000,000
Total	\$400,000	\$400,000	\$400,000	\$400,000	\$400,000	\$2,000,000

Funding Sources

FY2024 Budget

\$400,000

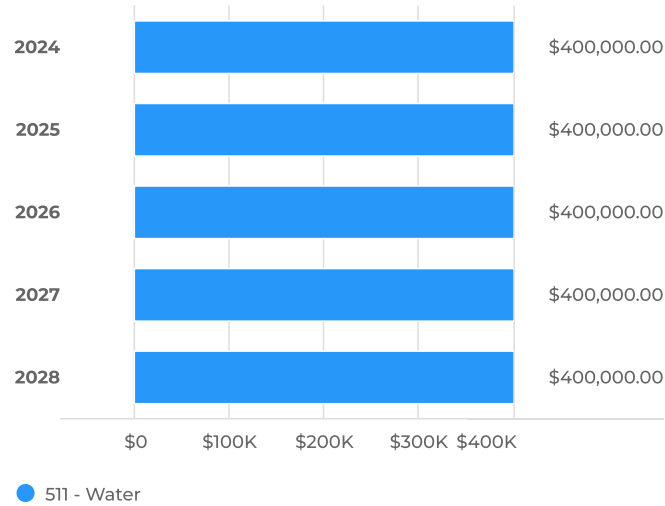
Total Budget (all years)

\$2M


Project Total

\$2M

Funding Sources by Year (Adopted)



Funding Sources for Budgeted Years (Adopted)



Funding Sources Breakdown

Funding Sources	FY2024	FY2025	FY2026	FY2027	FY2028	Total
511 - Water	\$400,000	\$400,000	\$400,000	\$400,000	\$400,000	\$2,000,000
Total	\$400,000	\$400,000	\$400,000	\$400,000	\$400,000	\$2,000,000