

1

A slide with a green header and a colorful illustration of a town at the bottom. The header contains the City of Flagstaff seal on the left, the word "Tonight" in the center, and the "TEAM FLAGSTAFF WE MAKE THE CITY BETTER" logo on the right. The main content is a numbered list of five items. The town illustration at the bottom features various houses, a school, a fire station, and a construction site, with the letters "CDBG" in large green font above it.

**Tonight**

1. Brief CDBG Recap
2. Annual Action Plan Process
3. Proposals Received
4. Funding Recommendations
5. Request for Council Approval of Resolution Number 2019-14, Authorizing Submission of Annual Action Plan

**CDBG**

2

 **CDBG Overview** 

Federal grant program administered by the Department of Housing and Urban Development (HUD).



**National and Primary Objective**

- The development of viable urban communities through the provision of the following, principally for low and moderate income persons:
  - Decent housing
  - A suitable living environment
  - Economic opportunity




3

3

 **How can the City spend the money?** 


The easy answer:

- As the City Council determines based on:
  - Needs identified in the Consolidated Plan
  - The National Objective
  - One or more of the Primary Objectives




4

4



## 2018 Accomplishments



- CDBG leveraged \$787,133.60 in expenditures with \$3,912,323 in other, private or public funds
- Served over 5,600 low to moderate income individuals and 64 Flagstaff households.
- 66% of funding spent in target neighborhoods

<p><b>Individuals</b></p> <ul style="list-style-type: none"> <li>• Neighborhood Revitalization                     <ul style="list-style-type: none"> <li>• Infrastructure Improvement</li> </ul> </li> <li>• Guadalupe &amp; Arroyo Park Improvement</li> <li>• Operations for Front Door</li> </ul>	<p><b>Households</b></p> <ul style="list-style-type: none"> <li>• Eviction Prevention</li> <li>• Owner Occupied Housing Rehabilitation</li> <li>• Sharon Manor Rehabilitation</li> </ul>
---	--

5




## Council Direction & Staff Responsibilities



<p><b>Council CDBG Priorities Established January 2019</b></p> <ul style="list-style-type: none"> <li>• Provide Housing (rental &amp; ownership)</li> <li>• Serve those experiencing Homelessness</li> <li>• Neighborhood Revitalization</li> <li>• Workforce Job Training</li> <li>• Education/ Early Childhood Development</li> </ul>	<p><b>City Staff Responsibilities</b></p> <ul style="list-style-type: none"> <li>• Conduct proposal process</li> <li>• Determine activity eligibility</li> <li>• Assess activity viability</li> <li>• Conduct agency risk assessment</li> <li>• Provide recommendations to the City Council</li> </ul>
---	--

6


6



## Public Participation Process




- **Public Meetings**
  - January 29
  - January 31
  - February 28
- **Open Proposal Process**
  - January 31 – February 25 (extended during snow storm)
- **Draft Annual Action Plan for Public Comment**
  - March 1 – April 1
- **Proposal Ranking Committee with Citizens & Staff**
  - March 14




7

7



## Conducting Risk Assessment per proposal



**The City of Flagstaff is the Responsible entity to the HUD**

Meeting community needs identified in the Consolidated Plan and to ensure compliance with federal regulation

**Past Performance and Success Measures**


- Require significant additional data to be collected
- Agencies collaboration efforts and systems design tools
- Organizational Experience / Federal grant experience
- Review staff resumes

**Financial Capacity and Timeliness of Expenditure**


- Rate of Expenditure
- Review financial audit
- Budget analysis
- Sufficient leverage
- Grant request is realistic

8

8




## Conducting Risk Assessment per Proposals



**Ranking committee considers each proposal and scores them based on items such as:**

- National and Primary Objectives
- Council’s CDBG Priorities
- Number of people served
- Target Neighborhood Location
- Community Need
- Collaboration Efforts
- Budget
  - Leverage & Cost Effectiveness



9



## How much money are we talking about?



<b>2019 <u>Estimated</u> Entitlement</b>	<b>\$621,718.00</b>
<i>Current Year Program Income</i>	<i>\$60,044.46</i>
<i>Reallocated Funds</i>	<i>\$20,183.02</i>
<b><u>Estimated</u> Total</b>	<b>\$701,945.48</b>



10

How much money are we talking about for each category?

---

<b>Admin/Grant Compliance and Indirect (20% cap)</b>	<b>\$136,352.49</b>
<ul style="list-style-type: none"> <li>• <i>Estimated</i> City Indirect at 10% of allocation</li> <li>• Admin/Grant Compliance</li> </ul>	\$63,813.00 \$72,539.49
<b>Public Service (15% cap)</b>	<b>\$102,264.37</b>
<b>Housing Activities</b>	<b>\$463,328.62</b>

11

11


Public Service Proposals  
(15% cap of current PI & Allocation)

**Allocation \$102,264.37**


<u>Agency</u>	<u>Proposal/Project</u>	<u>Request</u>	<u>Serving</u>	<u>Ranking</u>
Flagstaff Shelter Services	Employment Navigation Services for Individuals Experiencing Homelessness	\$100,000.00	500	<b>131</b>

12

12



## Housing Funding \$463,328



<u>Agency</u>	<u>Proposal/Project</u>	<u>Request</u>	<u>Served</u>	<u>Ranking</u>
Flagstaff Family Food Center	Food Center & Kitchen Rehabilitation	\$175,000	3,000	<b>108</b>
Housing Solutions of Northern Arizona	Transitional Housing for Victims of Domestic Violence – Expanding Sharon Manor	\$300,000	15 Households	<b>142</b>
City of Flagstaff	Owner Occupied Housing Rehabilitation (OOHR)	\$250,000	8 Households	<b>Not Ranked</b>
<b>Total</b>		<b>\$725,000</b>		
				13

13



## This year's grant proposals





- ✓ Few applications received with larger asks
- ✓ Meaningful projects that address Consolidate Plan Goals and Council CDBG Priorities





**Recommendation**  
**Partially Fund ALL Projects**



14

 <div style="text-align: center;"> <b>Funding Recommendation Public Service Proposals</b> </div> 					
(15% cap of current PI & Allocation) <b>\$102,264.37</b>					
<u>Agency</u>	<u>Proposal/Project</u>	<u>Request</u>	<u>Recommendation</u>	<u>Ranking</u>	<u>Serving</u>
Flagstaff Shelter Services	Employment Navigation Services for Individuals Experiencing Homelessness	\$100,000.00	\$60,000.00	131	TBD
<b>Total:</b>			<b>\$60,000.00</b>		
<b>Remainder:</b>			<b>\$42,264.37</b>		
15					

15


 <div style="text-align: center;"> <b>Funding Recommendation Housing \$505,593</b> </div> 					
<b><i>Public Service \$42,264.37 together with Housing \$463,328.62</i></b>					
<u>Agency</u>	<u>Proposal/Project</u>	<u>Request</u>	<u>Recommendation</u>	<u>Served</u>	<u>Ranking</u>
Housing Solutions of Northern Arizona	Transitional Housing for Victims of Domestic Violence – Expanding Sharon Manor	\$300,000	\$260,000	15 Households	142
Flagstaff Family Food Center	Food Center & Kitchen Rehabilitation	\$175,000	\$25,000	3,000	108
City of Flagstaff	Owner Occupied Housing Rehabilitation (OOHR)	\$250,000	\$220,593	8 Households	<b>Not Ranked</b>
<b>Total</b>		<b>\$725,000</b>	<b>\$505,593</b>		
16					

16

 **Next Step** 

- With Council's approval of Resolution 2018-19, the Housing Section will submit the 2018 Annual Action Plan to the Department of Housing and Urban Development in August 2018.

## Questions



17