

# 2018 Annual Report

Flagstaff Regional Plan 2030: Place  
Matters



September 10, 2019



# 2018 Annual Report



## Why is there a Regional Plan Annual Report?

- State law requires an annual report to Council
- Transparency in how the plan is implemented
- Inform policy decisions based on outcomes
- Measure progress of Regional Plan implementation through metrics
- Inform the next plan update (starting in 2022)



# 2018 Annual Report

## Where can you find the Report?

- [www.FlagstaffMatters.com](http://www.FlagstaffMatters.com)
- → Annual Reports (on left)
- Scroll Down

### Regional Plan Annual Reports and Presentations

- [2014 Annual Report](#)
  - [June 9, 2015 Council Presentation](#)
- [2015 Annual Report](#)
  - [June 14, 2016 Council Presentation](#)
- [2016 Annual Report](#)
  - [June 13, 2017 Council Presentation](#)
- [2017 Annual Report](#)
  - [August 21, 2018 Council Presentation](#)
  - [Questions and Answers from Presentations](#)
- [2018 Annual Report](#)





# 2018 Annual Report



## Annual Report Organization

- Introduction
- Key Insights
- Natural Environment
- Built Environment
- Human Environment
- Most Cited Goals
- Accomplishments
- Future Projects






# 2018 Annual Report



## Natural Environment

- Environmental and Conservation Planning
  - The trend for these measures is stable
  - Increasing focus on management





# 2018 Annual Report

## Natural Environment

- Environmental and Conservation Planning
- Public Facilities – Solid Waste
  - Waste volumes increasing
  - Recycling volumes staying steady





# 2018 Annual Report



## Natural Environment

- Environmental and Conservation Planning
- Public Facilities – Solid Waste
- Energy
  - Municipal consumption flat
  - City renewable generation down
    - Heat/power (cogeneration) system at Wildcat not running



# 2018 Annual Report



## Natural Environment

- Environmental and Conservation Planning
- Public Facilities – Solid Waste
- Energy
- Water Resources
  - Steady patterns in the measures
  - Water consumption per capita has been dropping over the past 25 years



# 2018 Annual Report



## Built Environment

- Community Character
  - Measures show an overall stable trend
  - Beautification funding remaining high
    - Generated by tourism revenues





# 2018 Annual Report



## Built Environment

- Community Character
- Growth Areas & Land Use
  - Increasing permits and development
    - Steady and large increase in residential permits
    - Residential Units show more variability based on specific projects' completion
    - ADUs have leveled out
  - Large increase in Park/Open Space area type from McMillan Mesa Natural Area update



# 2018 Annual Report



## Built Environment

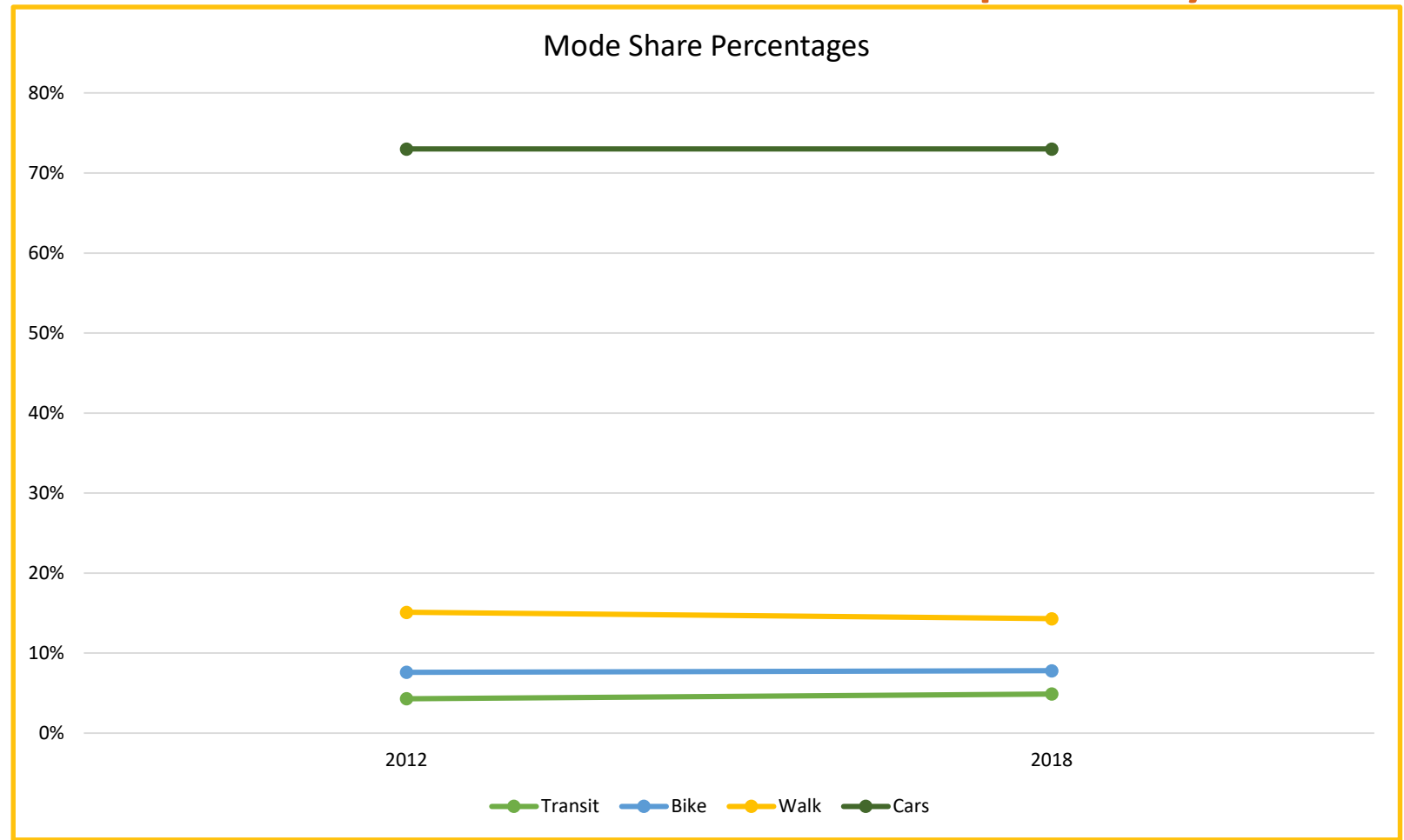
- Community Character
- Growth Areas & Land Use
- Transportation
  - Stagnant trend for walkability (Key Insight, next slide)
  - Transit still serving same general area
    - Added 3 new transit numbers: Population served by high frequency transit, Transit Score, and Transit Boardings
      - Boardings continue to increase



# 2018 Annual Report

## Built Environment – Key Insight

- Transportation: Mode Share numbers from Trip Diary Survey
  - 73% Car still





# 2018 Annual Report



## Built Environment

- Community Character
- Growth Areas & Land Use
- Transportation
- Cost of Development
  - Money spent on Capital Improvement variable depending on specific projects and their phase



# 2018 Annual Report



## Human Environment

- Indicators of Overall Community Well Being
  - Increasing population
    - 2020 Census coming up
  - Strong voter participation considering 2018 was not a presidential election year



# 2018 Annual Report



## Human Environment

- Indicators of Overall Community Well Being
- Neighborhoods, Housing & Urban Conservation
  - Still high Affordability Index
    - Flagstaff is not very affordable, 56% of income goes toward housing and transportation, 45% is national benchmark
  - Housing costs are increasing (Key Insight, next slide)
  - Still more renters than home-owners

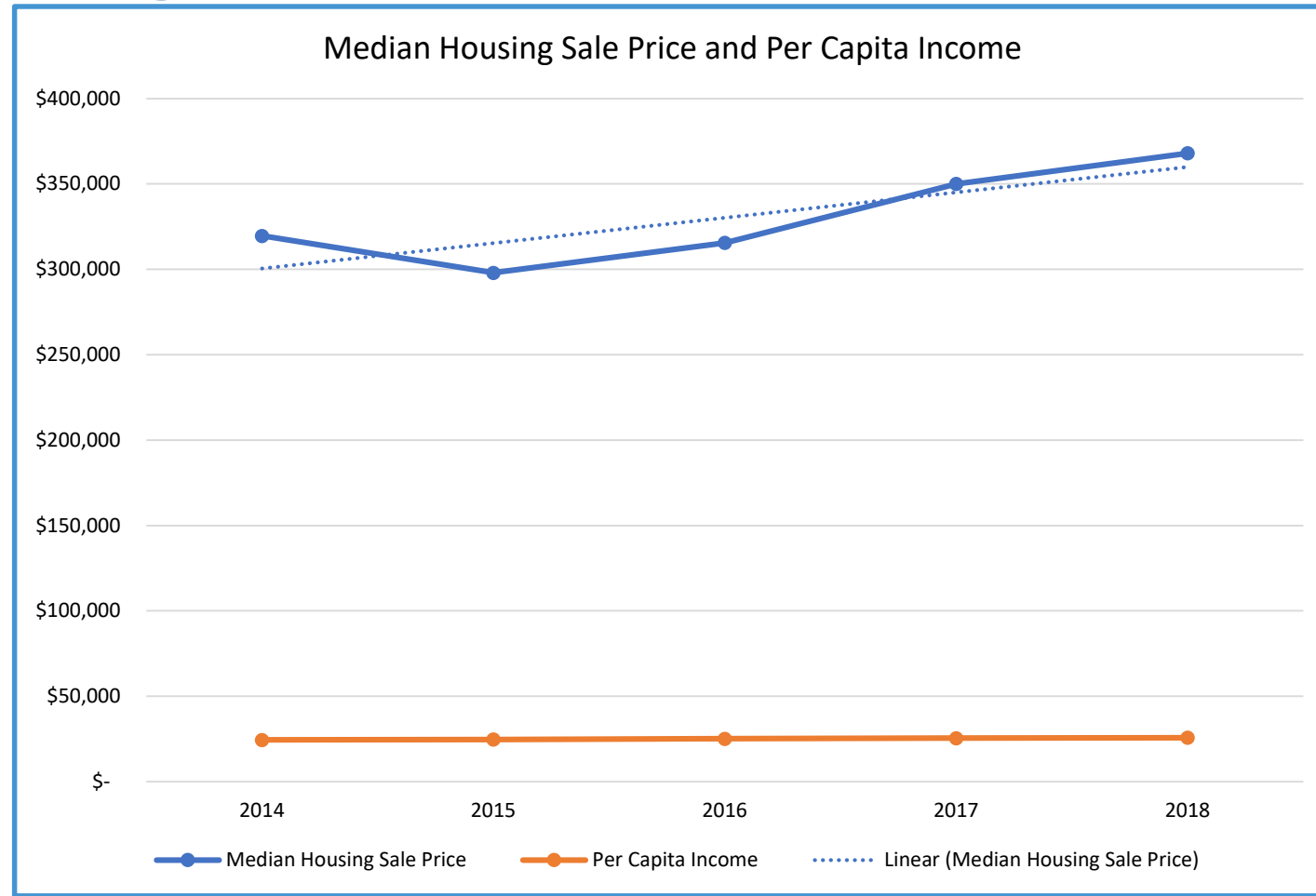


# 2018 Annual Report



## Human Environment – Key Insight

- Neighborhoods, Housing & Urban Conservation: Housing Costs
  - \$368,000





# 2018 Annual Report



## Human Environment

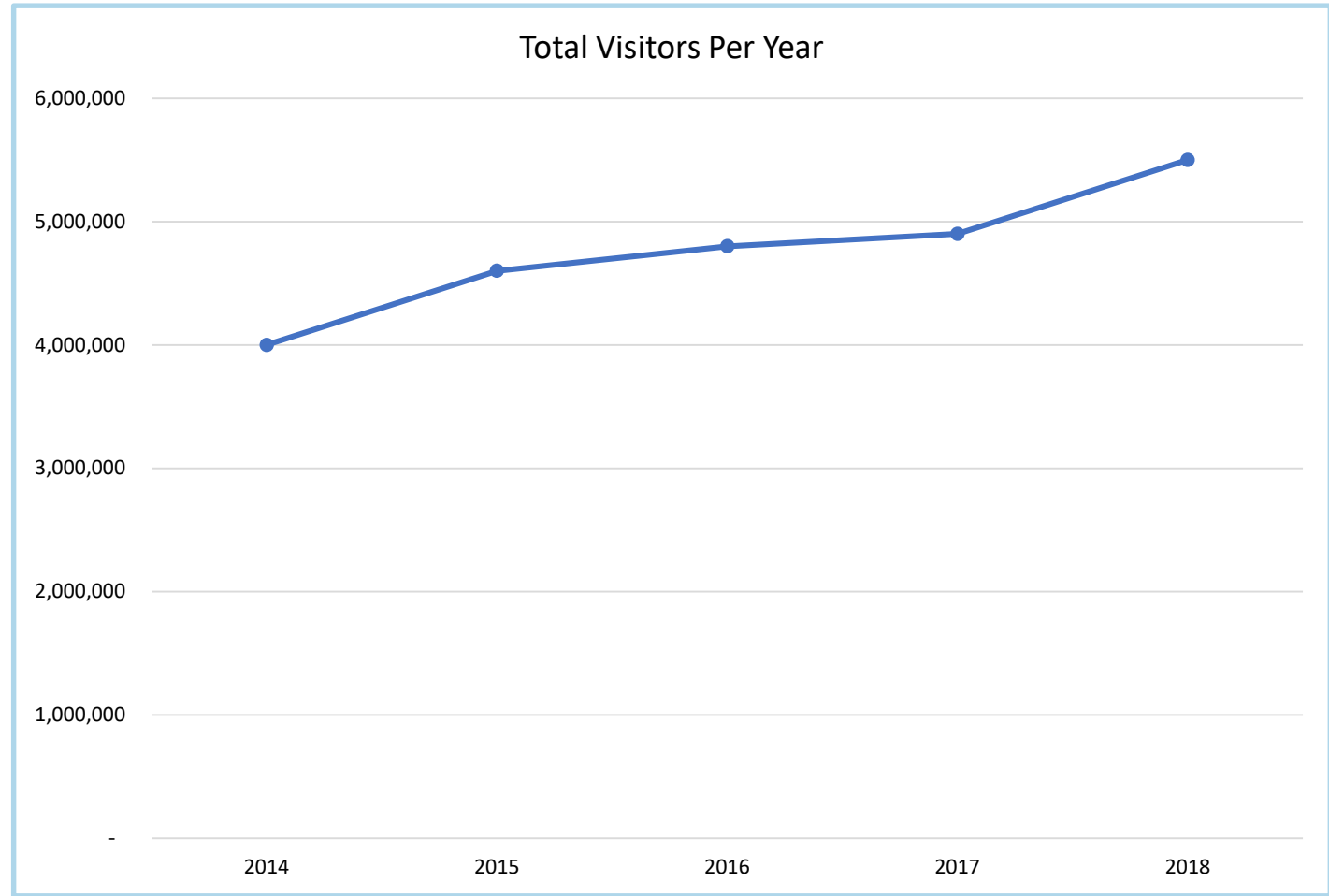
- Indicators of Overall Community Well Being
- Neighborhoods, Housing & Urban Conservation
- Economic Development
  - Income staying the same
  - Visitor numbers still climbing (Key Insight, next page)



# 2018 Annual Report

## Human Environment – Key Insight

- Economic Development: Total visitors per year
  - 5,500,000





# 2018 Annual Report



## Human Environment

- Indicators of Overall Community Well Being
- Neighborhoods, Housing & Urban Conservation
- Economic Development
- Recreation
  - Recreation dollars increasing



# 2018 Annual Report

## What metrics are new, withdrawn, or missing?

- New

- Percentage of population within  $\frac{1}{4}$  mile of high frequency transit
- Transit Score
- Transit boardings
- Mode share (have 2018 data, updated every 5-6 years)

- Withdrawn

- Percent of impervious surface in the City limits



# 2018 Annual Report



## What metrics are new, withdrawn, or missing?

- Missing
  - Built Environment
    - Roadway connectivity – Future FMPO metric
  - Human Environment
    - Median wage of new companies attracted or started in the last year



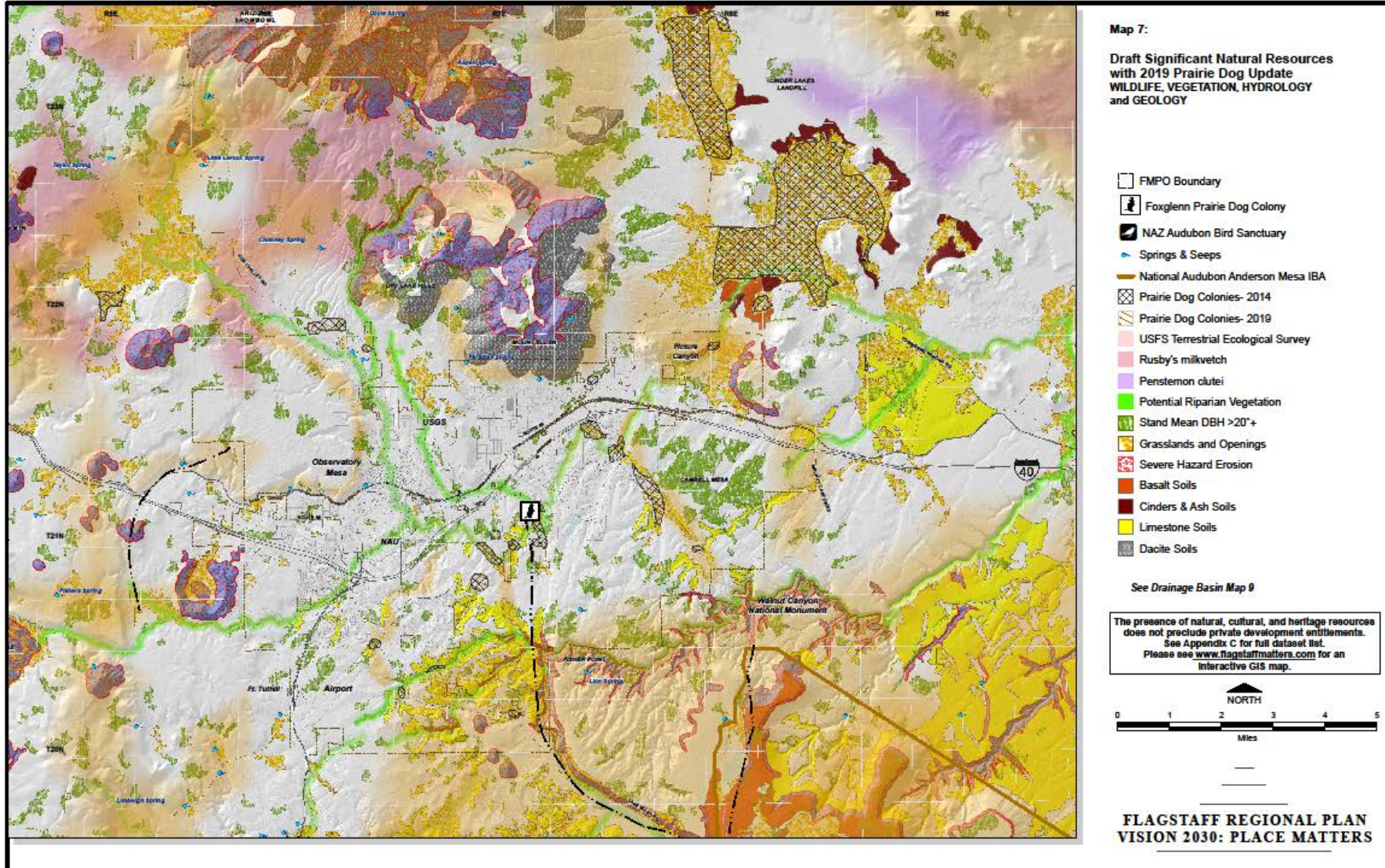
# 2018 Annual Report

## What metrics are new, withdrawn, or missing?

- Missing
  - Natural Environment
    - Wildlife and Biodiversity related metrics that would be done by other agencies at irregular intervals
    - Prairie dogs – could chase update of Regional Plan’s Map 7: Significant Natural Resources

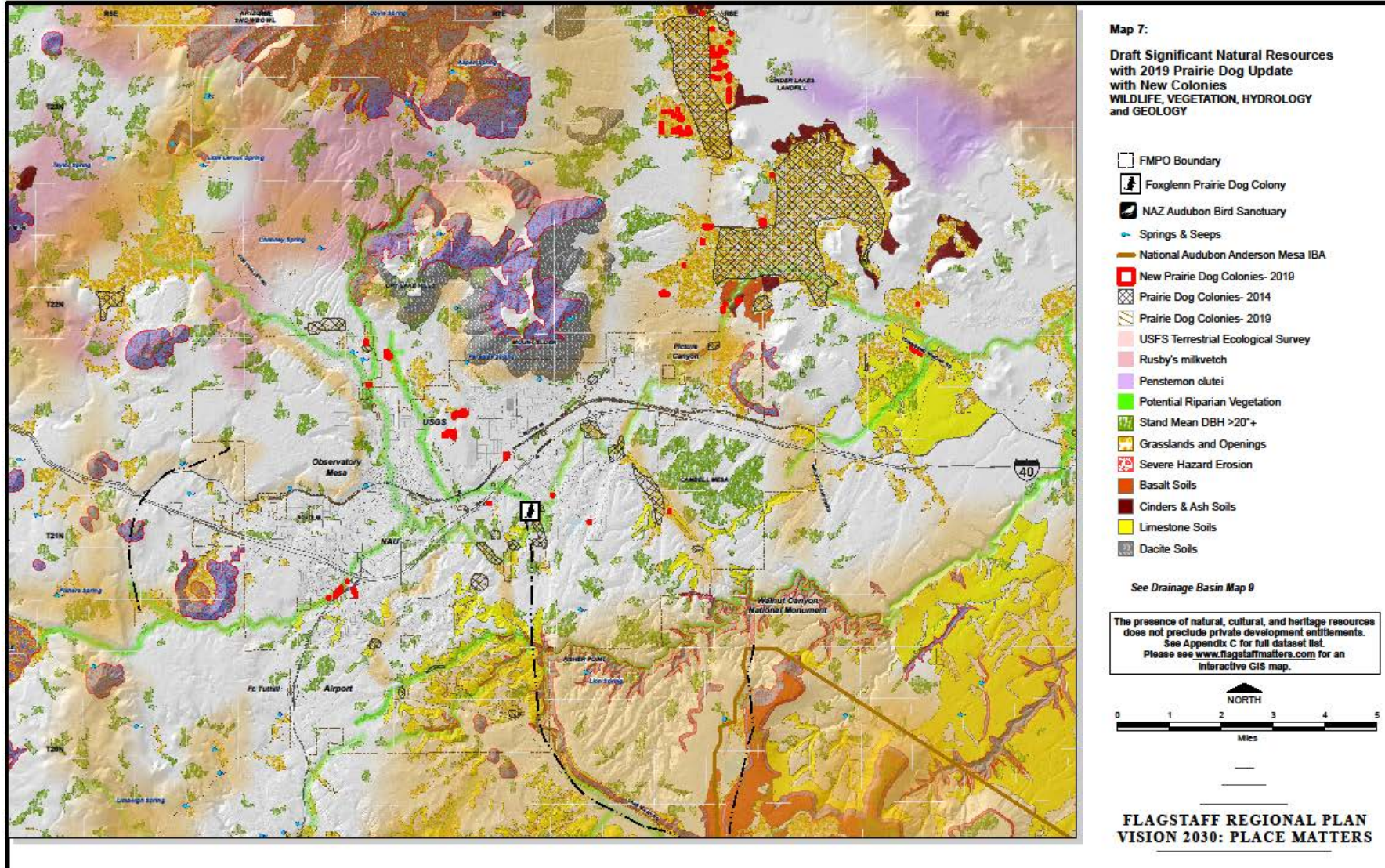


# 2018 Annual Report





# 2018 Annual Report





# 2018 Annual Report

## Most cited goals in staff memos to Council

### • This Year

- **Goal E&C.3.** Strengthen community and natural environment resiliency through climate adaptation efforts.
- **Goal E&C.2.** Reduce greenhouse gas emissions
- **Goal WR.2.** Manage a coordinated system of water, wastewater, and reclaimed water utility service facilities and resources at the City level and identify funding to pay for new resources.
- **Goal E&C.1.** Increase energy efficiency.
- **Goal E&C.4.** Integrate available science into policies governing the use and conservation of Flagstaff's natural resources.



# 2018 Annual Report

## Most cited goals in staff memos to Council

- Past 5 Years

- **Goal T.1.** Improve mobility and access throughout the region.
- **Goal E&C.6.** Protect, restore and improve ecosystem health and maintain native plant and animal community diversity across all land ownerships in the Flagstaff region
- **Goal LU.7.** Provide for public services and infrastructure.
- **Goal T.2.** Improve transportation safety and efficiency for all modes.

- Never Cited in Past 5 Years

- **Goal LU.14.** Maintain the character of existing rural communities.



# 2018 Annual Report



## Regional Plan Accomplishments

- Amendments
  - HOH related:
    - Updated scale and type of Activity Centers
    - Deletion of 1, addition of 8 new Policies
  - McMillan Mesa Natural Area as Parks/Open Space
- Updates
  - Transportation tax, extension of existing and new
  - Climate Action and Adaptation Plan



# 2018 Annual Report

## Regional Plan Accomplishments

- Specific Plan Outreach and Implementation
  - Southside – 9 public meetings, resident survey
  - La Plaza Vieja – improvements at Guadalupe Park
  - High Occupancy Housing – Zoning Code change, parks





# 2018 Annual Report



## Current Work

- Southside Plan
  - Stakeholder Topical Meetings So Far
    - May 2, 2019: Visioning
    - May 16: Zoning
    - May 30: Growth and Change
    - June 13: Parking
    - June 27: Historic Preservation
    - July 25: Parks and Cultural Spaces
    - August 15: Business and Live/Work





# 2018 Annual Report



## Current Work

- Southside Plan
  - Stakeholder Topical Meetings
    - August 29, 2019: Transportation
    - September 12: Public Safety
    - September 30: Flooding
    - October 17: Draft Concept Plan
    - October 24: Draft Plan Review
      - Starts 60 Day Public Review



# 2018 Annual Report



## Future Projects

- Plan Amendments
  - “Great Streets” and “Corridor” use clarification
- Future Planning Efforts
  - JW Powell
  - Pine Knoll-Brannen
  - Milton/180

# Questions, comments?

Annual Report for Flagstaff Regional  
Plan 2030: Place Matters



September 10, 2019

Carlton Johnson, PE, AICP  
Associate Planner

Sara Dechter, AICP, CP3  
Comprehensive Planning  
Manager