

COVID Experience

John Mouglin MD

We started out feeling exposed and scared we might become extinct.



Evolving to be ready for anything 2020 wanted to send our way.



By the Numbers

FMC COVID-19 Situation Summary

- Weekly report for Hospitalized patients at Flagstaff Medical Center



Cases Reported Week 36 (8/30/2020 - 9/5/2020)

Confirmed Cases	Negative Cases	Probable Cases	Pending Cases	Total Discharged	Total Deaths
10	257		4	10	2

Cumulative Case Counts (3/1/2020 - 9/5/2020)

Confirmed Cases	Negative Cases	Probable Cases	Pending Cases	Total Discharged	Total Deaths
463	4,459	8	67	376	83

COVID-19 Weekly Case Counts

VVMC COVID-19 **Situation Summary**

VVMC COVID-19 Situation Summary

- Weekly report for Hospitalized patients at Verde Valley Medical Center



Cases Reported Week 36 (8/30/2020 - 9/5/2020)

Confirmed Cases	Negative Cases	Probable Cases	Pending Cases	Total Discharged	Total Deaths
2	83		3	3	

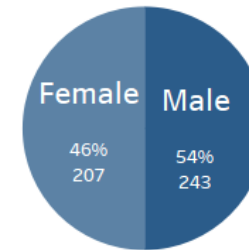
Cumulative Case Counts (3/1/2020 - 9/5/2020)

Confirmed Cases	Negative Cases	Probable Cases	Pending Cases	Total Discharged	Total Deaths
87	1,400		15	63	22

Demographics

Sex:

Sex	COVID +	Pending	COVID Negative	Positivity Yield
Male	243	38	2,280	5.76%
Female	207	26	1,915	4.77%

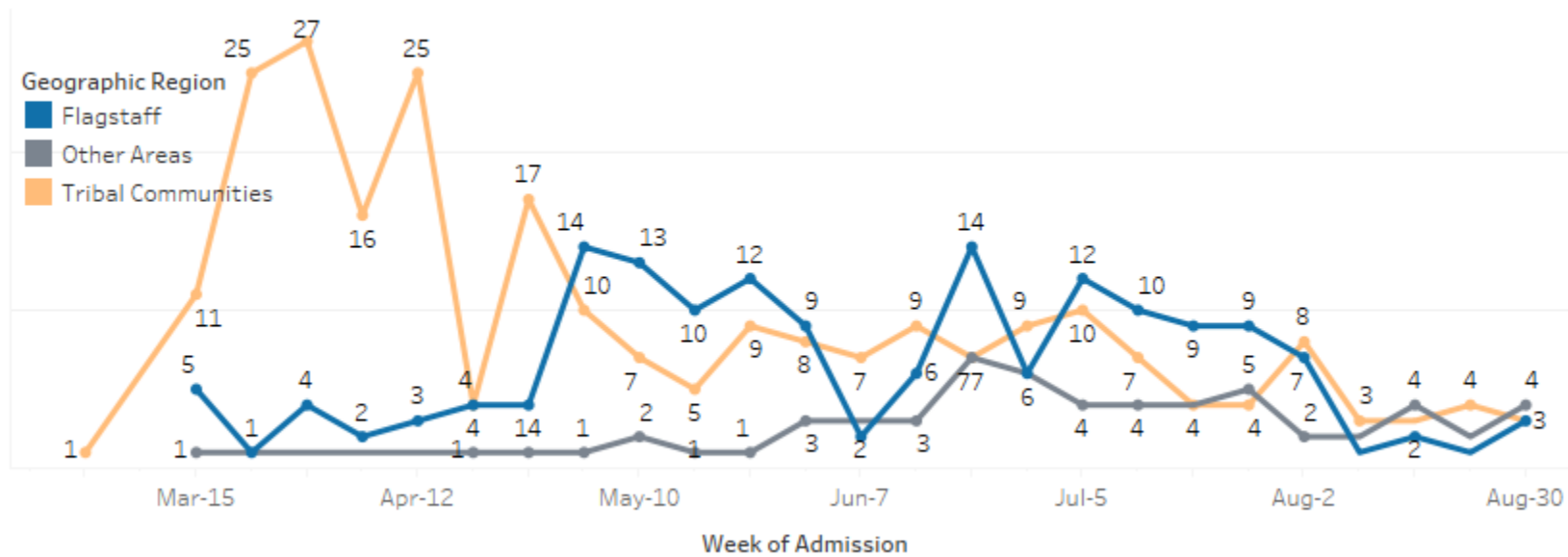


Age: The median age of Flagstaff Medical Center COVID-19 cases is 50 years old

Age	COVID +	Pending	COVID Negative	Positivity Yield
<20 years	18	12	208	6.06%
20-39 years	89	10	964	5.30%
40-59 years	181	21	1,126	7.45%
60-79 years	127	19	1,503	3.80%
80-99 years	35	2	391	3.88%
>100 years			3	0.00%

Patients by Geography

COVID-19 Weekly Case Counts Patients by Geographic Region



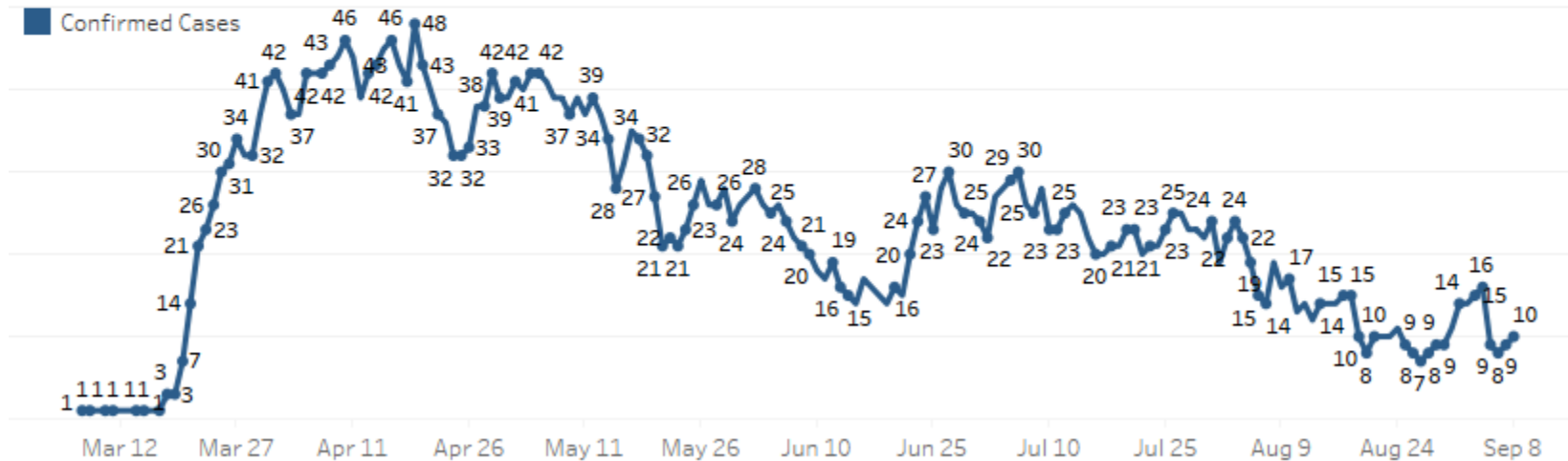
Two bumps with not much of a break

FMC COVID-19 Situation Summary

- Weekly report for Hospitalized patients at Flagstaff Medical Center



COVID-19 Daily Hospital Census: FMC



Outcomes Improved over time.

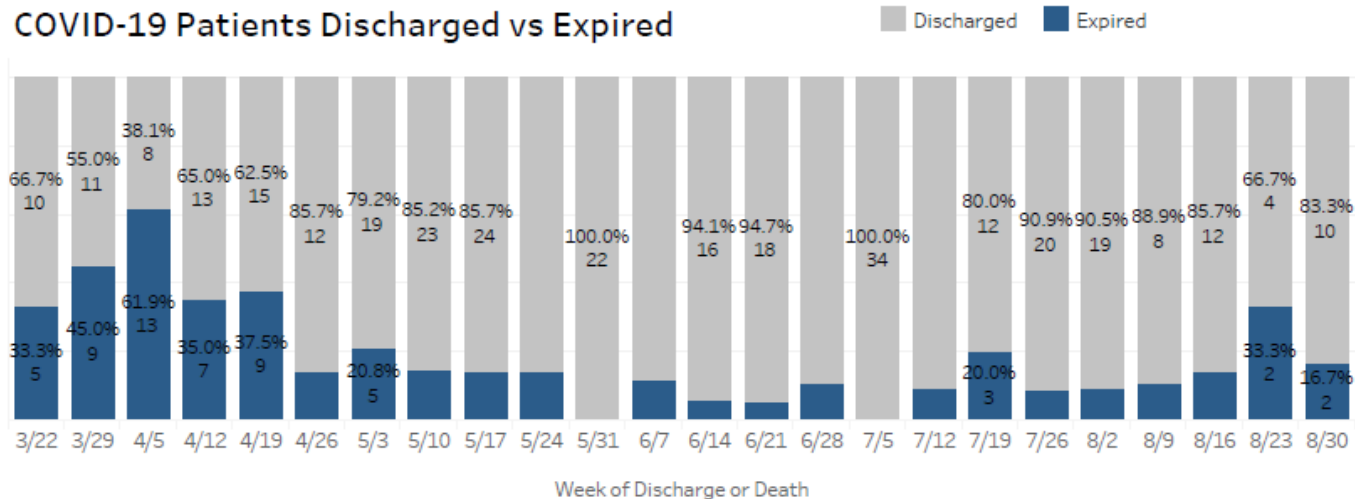
COVID-19 Positive Patients Discharged

Ever in ICU	Census	Ventilators	Median LOS	Min. LOS	Max. LOS
MST	260		4	1	31
ICU	115	47	15	1	52
Grand Total	375		6	1	52

COVID-19 Positive Patients Expired

Ever in ICU	Census	Ventilators	Median LOS	Min. LOS	Max. LOS
MST	13		8	2	22
ICU	70	60	11	1	65
Grand Total	83		9	1	65

COVID-19 Patients Discharged vs Expired



What was it like?

- The Surge
- The Sadness
- Clinical progress
- The toll of COVID on staff morale-fear, isolation, disruption
- PPE and Testing challenges
- Innovation