



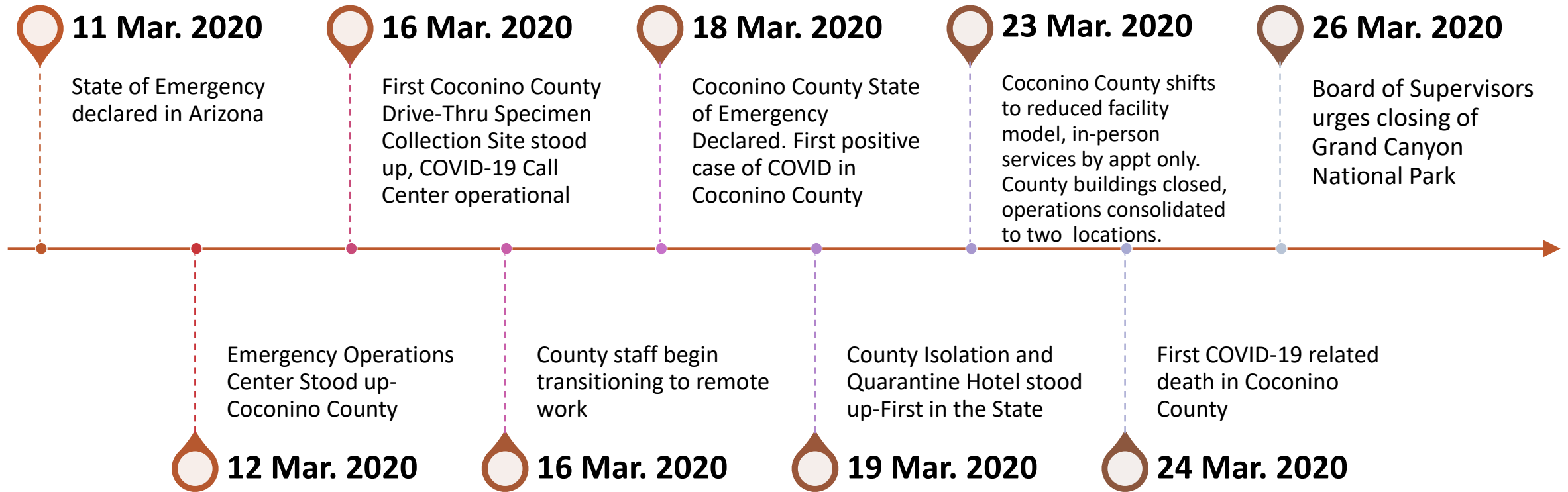
# Joint City & County COVID-19 Update

---

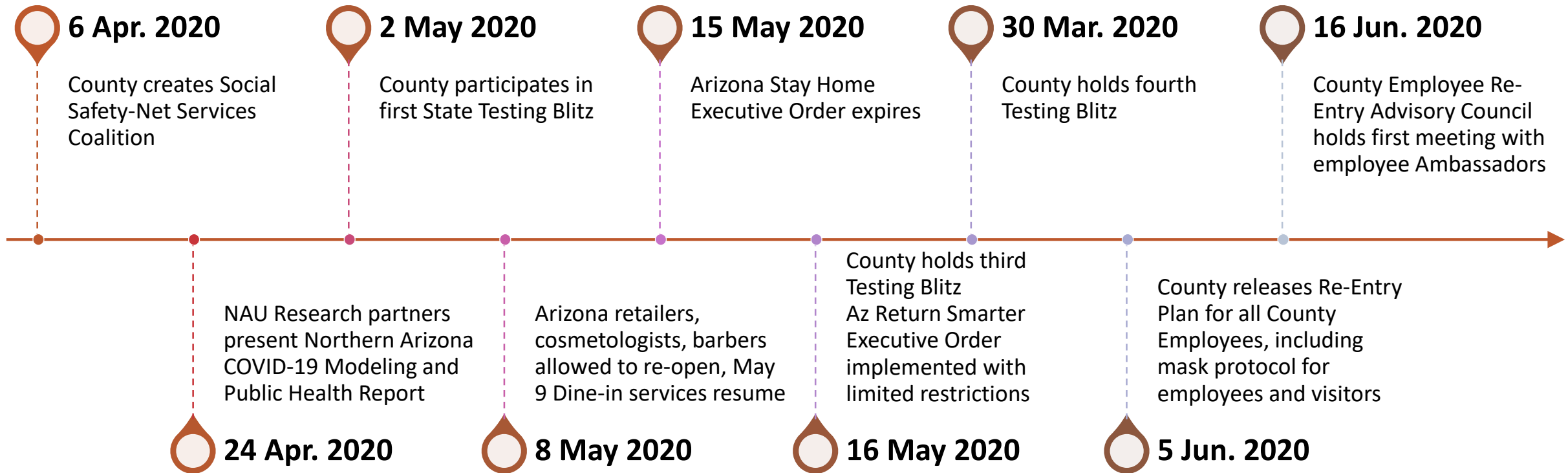
DR. MARIE PEOPLES, ERICA SHAW

9.21.2020

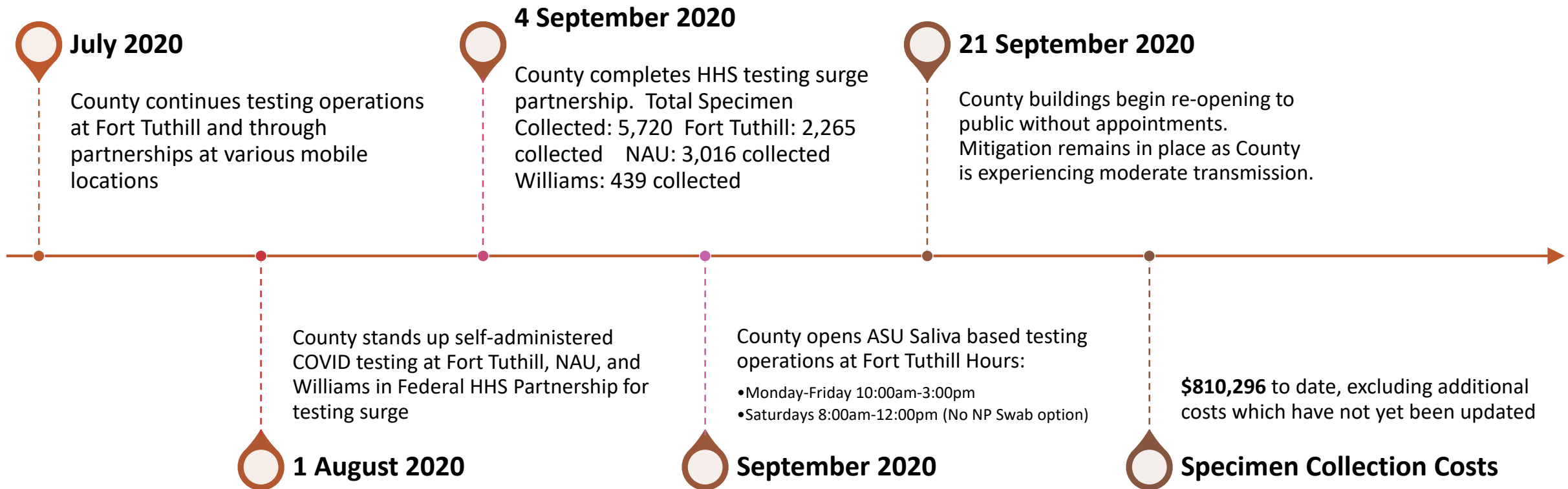
# County COVID-19 Response Timeline



# County COVID-19 Response Timeline



# County COVID-19 Response Timeline



# COVID-19 Data

**Confirmed cases as of 9.17.20: 3,503**

Flagstaff: 1,729

86001: 766

86004: 694

86005: 198

86011: 71

Tribal Communities – 1,299

Page – 296

Williams – 67

Grand Canyon Village/Tusayan 47

Other Areas – 65

Negative Tests: 34,712

**Cumulative Percent positive: 9%**

135 deaths associated with COVID-19-4%  
of total Cases

Hospitalizations

Total: 602 (18% of cases)

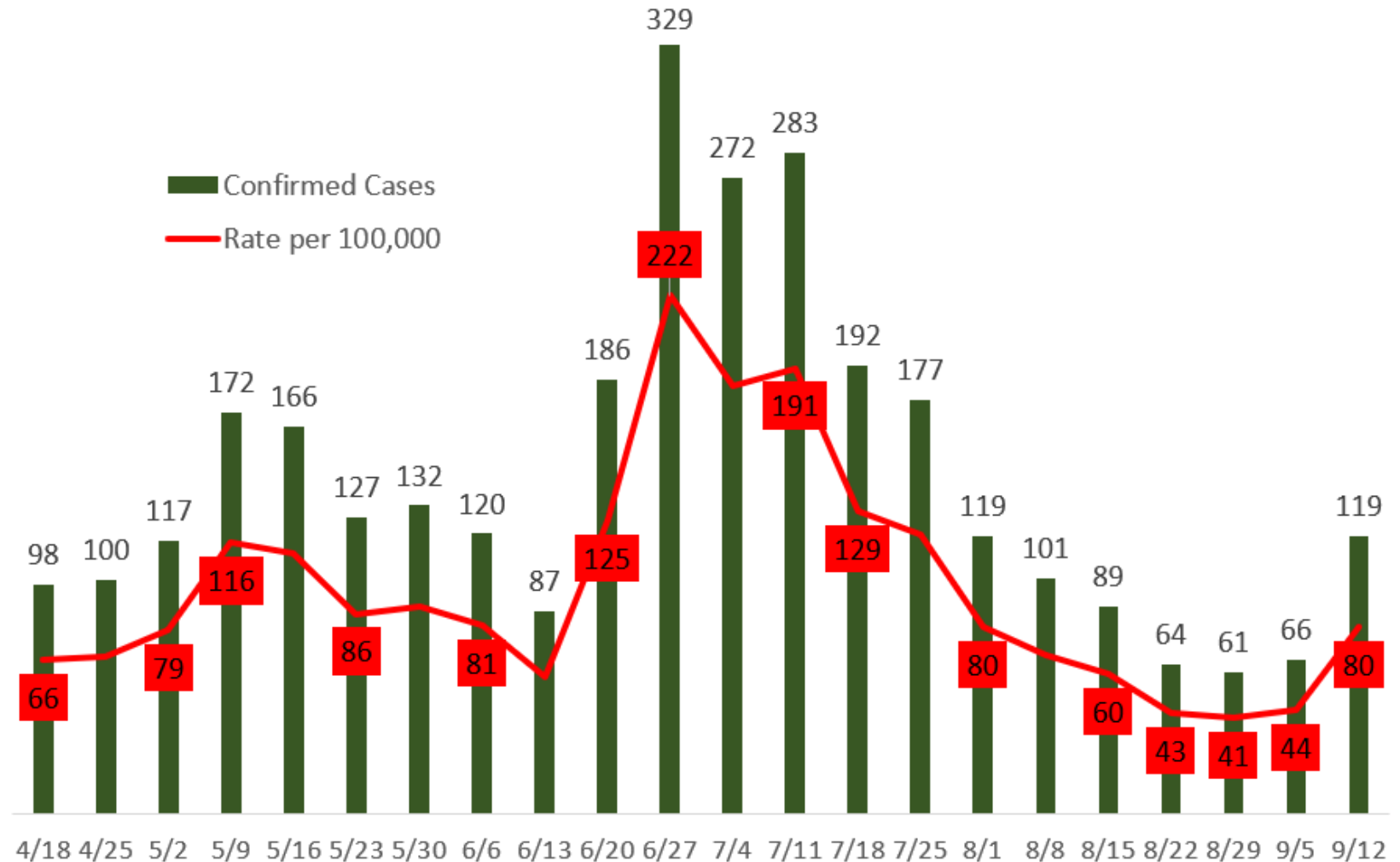
Currently hospitalized: 2

Recovered: 3,023

Probable cases: 105

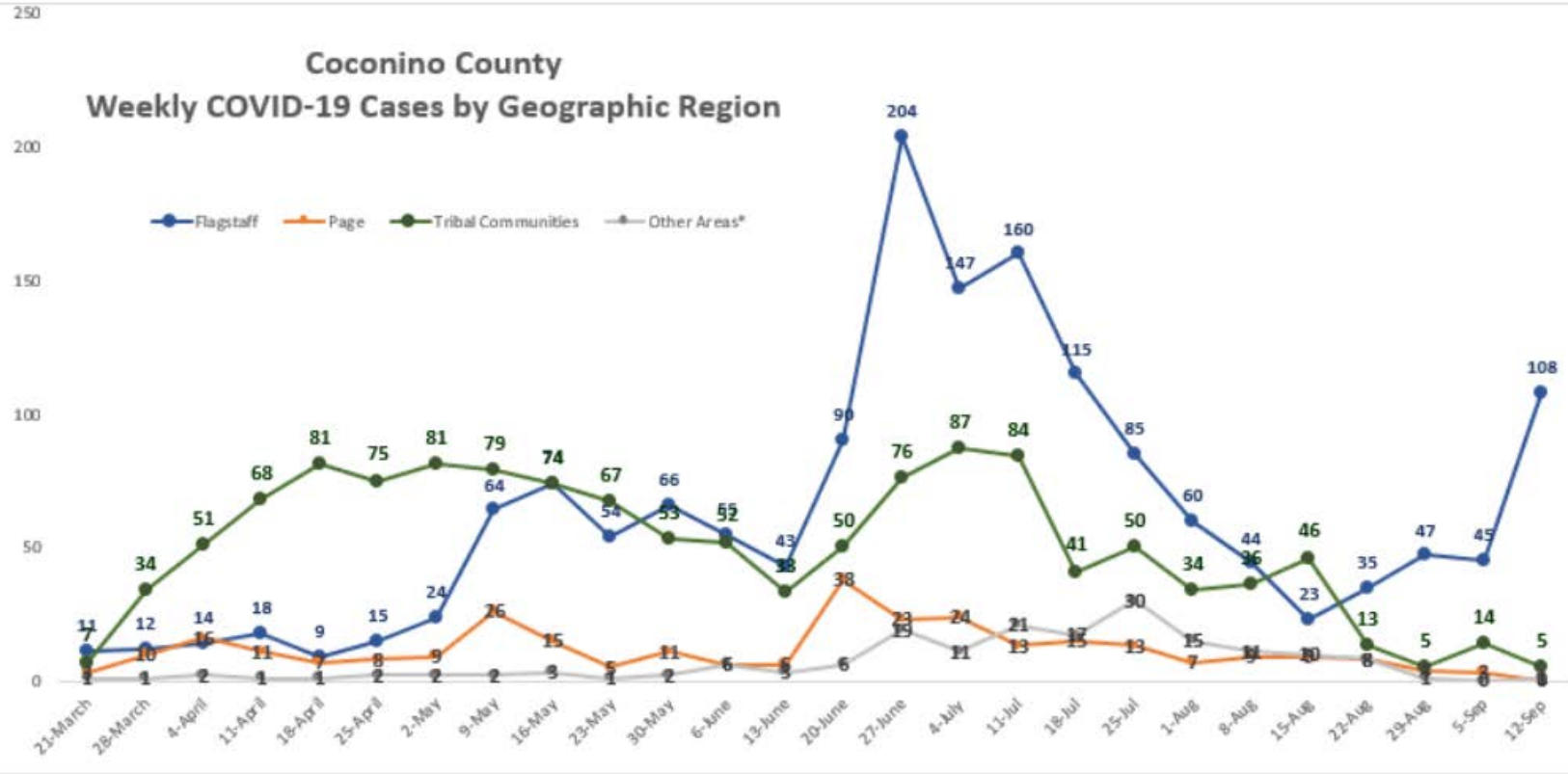
Probable deaths: 5

## Weekly Case Counts Among Coconino County Residents:



\*Cases reported from 3/15/20-9/12/20

Coconino County  
Weekly COVID-19 Cases by Geographic Region



Other Areas*	Ash Fork	Bellefont	Fredonia	Happy Jack	Marble Canyon	Mormon Lake	Munds Park	Parks	Sedona	Tusayan/Grand Canyon	Williams	Total
Case Totals	1 to 5	8	17	1 to 5	11	1 to 5	10	1 to 5	1 to 5	47	67	177

# Data Update


Coconino County: Moderate Transmission

Potential Trend: 9/6-9/12

- 114 Cases
- *84% Increase over the previous week*
- 108 cases out of 114 were within flagstaff
- Specimen Collection Costs: \$810,296 to date, excluding additional costs which have not yet been updated

## COCONINO COUNTY STATISTICS & ARIZONA DEPARTMENT OF HEALTH BENCHMARKS FOR BUSINESSES

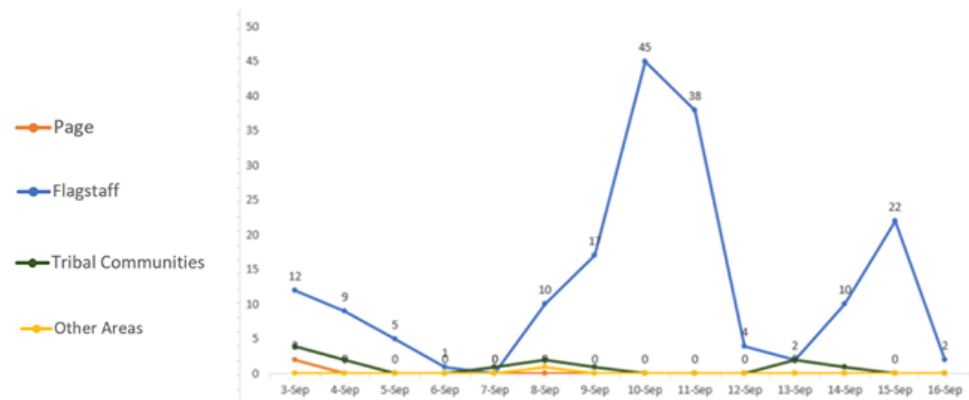
**VARIES BY CITY** **MODERATE LEVEL OF COMMUNITY TRANSMISSION**  
 LAST FULL WEEK OF DATA 8/30-9/5

37.1 per 100,000 pop.	5%	2.8%	<b>CONTINUE MASKING</b> 
Cases/Rate	% Positivity	Covid-Like Illness	

### DAILY DATA | SEPTEMBER 17

3,474	+18	105	135	0
Total Confirmed Cases <small>SINCE MARCH 16</small>	Confirmed Case Change from Previous Day	Total Probable Cases <small>SINCE MARCH 16</small>	Total Confirmed Deaths <small>SINCE MARCH 16</small>	Deaths Change from Previous Day

### COCONINO COUNTY DAILY CASE COUNTS BY GEOGRAPHIC REGION | TWO WEEK VIEW



The full COVID-19 Dashboard, weekly reports, and the schools report can be found at [coconino.gov/covid19](https://coconino.gov/covid19)

# COVID-19 Snapshot Update

- County Daily Snapshot was updated to provide more concise information to the public on 9.2.2020
- All information previously included in the snapshot remains available on the County COVID-19 Dashboard

## Community Transmission

- Coconino County has a current **incidence rate of 80.2 per 100,000, percent positivity of 5%\***, and **COVID-19-Like-Illness incidence (CLI) of 2.4%\*\***.
- Coconino County is currently at a **moderate** level of community transmission.

Benchmarks	Minimal	Moderate	Substantial
Cases	<10 cases/100,000	<b>10-100</b> <b>cases/100,000</b>	>100 cases/100,000
Percent Positivity	<5%	<b>5-10%</b>	≥10%
COVID-19-Like-Illness	<b>&lt;5%</b>	5-10%	>10%

The Arizona Department of Health defines community spread levels with the thresholds outlined in the table above. These thresholds are consistent with the national standards set by Coronavirus Task Force.

*\*Percent positivity was calculated using only ELR data due to insufficient reporting.*

# COVID-19: Partnerships

---

# Partnership: Northern Arizona University

---

Coconino County & Northern Arizona University Partnerships Include:

- Disease Investigation & Contact Tracing Partnership
- Surge COVID-19 Testing Operations
  - August 1<sup>st</sup> through September 4<sup>th</sup>: 3,016 total specimen collected
- Saliva Testing Partnership



# Schools Update

---

ERICA SHAW, SCHOOL LIAISON

# Schools Data Reporting

## COUNTY SCHOOLS REPORT

## ADHS SCHOOLS DASHBOARD

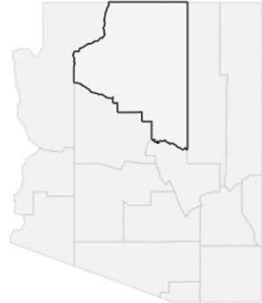
School benchmarks model a **pass/fail** system.  
 Passing thresholds for schools approximately align with a **moderate** level of community transmission.  
**Green** check marks in the table below indicate benchmarks for hybrid instruction that have been met.

<u>Jurisdiction Summary</u>			
School Districts	Cases / Rate	% Positivity	CLI
Coconino County Accommodation	✓	✓	
Flagstaff Charter Schools	✓	✓	
Flagstaff Unified	✓	✓	
Fredonia-Moccasin Unified	✓	✓	
Grand Canyon Unified	✓	✓	
Maine Consolidated	✓	✓	
Page Unified	✓	✓	
Tuba City Unified	✓	✗	
Williams Unified	✓	✓	
<b>Coconino County Total</b>	✓	✓	✓

*\*Summary data is current as of 9/5/20. 'Cases/Rate' is marked as met if either a decline in cases or less than 100 cases per 100,000 individuals for two consecutive weeks is met. CLI is reported on page 8 using hospital surveillance from the ADHS dashboard at the county level. Not all county hospitals are reporting CLI. Percent positivity numbers may differ from ADHS, as ADHS does not include non-electronic lab reports in % positivity calculations.*

[Coconino County Dashboard Data](#)  
[Arizona Department of Health Services Schools Dashboard](#)

Select a county to filter the data.



What is this dashboard?  
 ADHS County-Level School Benchmarks  
 This dashboard is used to determine the level of community spread of COVID-19 in Arizona and assist with decision making for the types of delivery model schools may consider.

Time Frame  
 This dashboard does not look at the past two weeks due to potential lags in data.


Hover over the icon to get more information on the data in this dashboard.

Date Updated: 9/17/2020

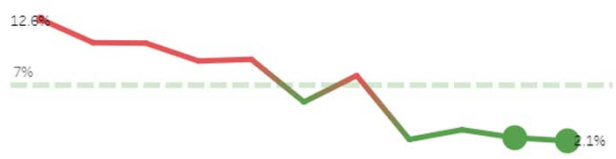
Showing data for **Coconino County** (Northern Region)

**Benchmark Met**

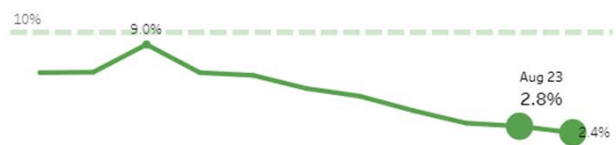
1 a) ✗ Decline in cases: **Not Met** or  
 1 b) ✓ Less than 100 cases per 100,000 individuals for two consecutive weeks: **Met**



2) ✓ Two consecutive weeks with percent positivity below 7%: **Benchmark Met**



3) ✓ Two consecutive weeks with hospital visits for COVID-like illnesses in the region below 10%: **Benchmark Met**



# Schools Update: Communication

---

- Schools Guidance Dashboard
- County Weekly Schools Report
- Bi-Weekly Schools Meeting
- Weekly ADHS Schools Re-Opening Task Force Meeting
- Re-Entry Plan Technical Review Opportunity
- School Liaison, School Disease Investigator Team

<https://www.coconino.az.gov/2374/Re-Opening-Guidance>

# Schools Update: Reporting

## Case Reporting - Schools, Shelters, Child Care

In accordance with Arizona Department of Health Services and Governor Ducey's Emergency Measure 2020-03, an administrator of a school, child care establishment, or shelter, shall submit a report to the local health department within 24 hours of COVID-19 outbreak. For more information, please see [Emergency Measure 2020-03](#).

In order to comply with this order, the Coconino County Health and Human Services Division has created a link to report both individual and outbreak cases. [This link is for school, shelter, and childcare COVID-19 reporting only.](#)



### COVID-19 Reporting Form

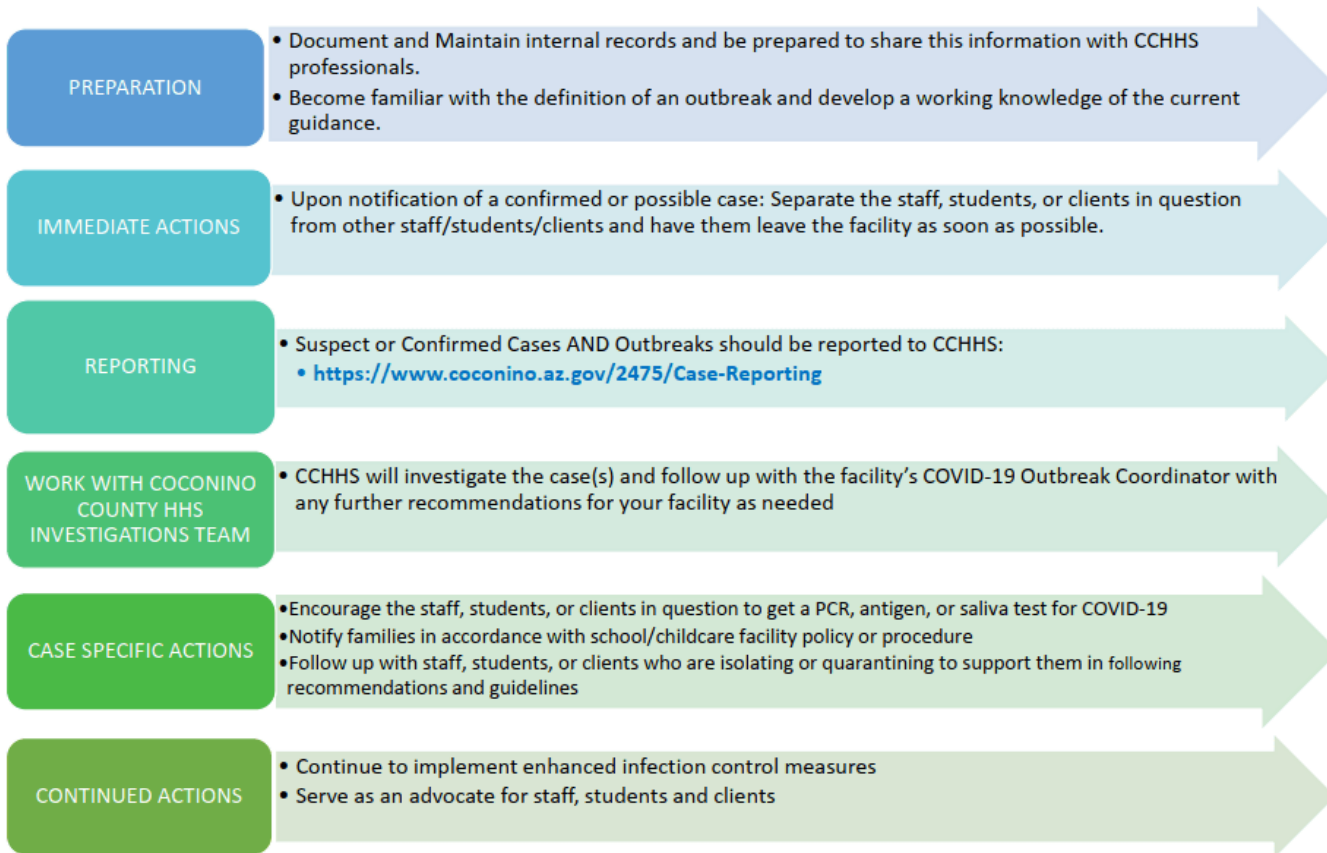
Schools, Childcare Establishments, and Shelters should:

- Report confirmed or suspect cases of COVID-19 in students, staff, or clients to CCHHS by using the reporting form -OR- by submitting a line list (if there are multiple cases and it is easier for the school)
- Follow Coconino County Health & Human Services guidance after identification of a student, staff person, or client with confirmed or suspect cases of COVID-19



Facility Name: *		Facility Address:	
<input type="text"/>		<input type="text"/>	
Facility Point-of-Contact #1:		Phone Number for Point-of-Contact #1:	
<input type="text"/>		<input type="text"/>	
Facility Point-of-Contact #2:		Phone Number for Point-of-Contact #2:	
<input type="text"/>		<input type="text"/>	
Person Completing Report: *		CONTACT PHONE FOR PERSON COMPLETING REPORT: *	
<input type="text"/>		<input type="text"/>	
Contact Email for Person Completing Report: *			
<input type="text"/>			
Name of Person Being Reported (Last): *	Name of Person Being Reported (First): *	Date of Birth: *	Gender:
<input type="text"/>	<input type="text"/>	<input type="text"/>	<input type="text"/>
Physical Home Address:	City:	Zip Code:	
<input type="text"/>	<input type="text"/>	<input type="text"/>	
Reported Person's Phone #:	Parent or Guardian Name if reported person is a minor:	Parent or Guardian's Phone #:	
<input type="text"/>	<input type="text"/>	<input type="text"/>	
Date of Illness Onset:	Date last present in the facility:	Date of Positive COVID-19 test (if Applicable):	
<input type="text"/>	<input type="text"/>	<input type="text"/>	
Observed or Reported Symptoms:			

## COVID-19 REPORTING FLOWCHART for Schools, Shelters, and Childcare Facilities



### Childcare Facility Resources

[Coconino County Health Department Letter to Childcare Facilities](#)

[Childcare Exposure Notification Template](#)

[Childcare Facilities Isolation and Quarantine Recommendations](#)

### School Resources

[Coconino County Health Department Letter to Schools](#)

[School Exposure Notification Template](#)

[School Isolation and Quarantine Recommendations](#)

### Shelter Resources

[Coconino County Health Department Letter to Shelters](#)

[Shelter Isolation and Quarantine Recommendations](#)

Pressing Questions or Concerns? Reach out to our Investigations Team through the CCHHS Clinic at 928-679-7222

# Schools Update: Reporting & Resources

# Questions?

---