

# Re-Entry Plan & Monitoring Criteria





# Agenda



- Data
  - Coconino County Health and Human Services (CCHHS) dashboard
  - Northern Arizona Healthcare (NAH) hospital census
- Monitoring criteria
- Re-Entry Plan phases
- Site Specific Plans

# CCHHS & NAH Data

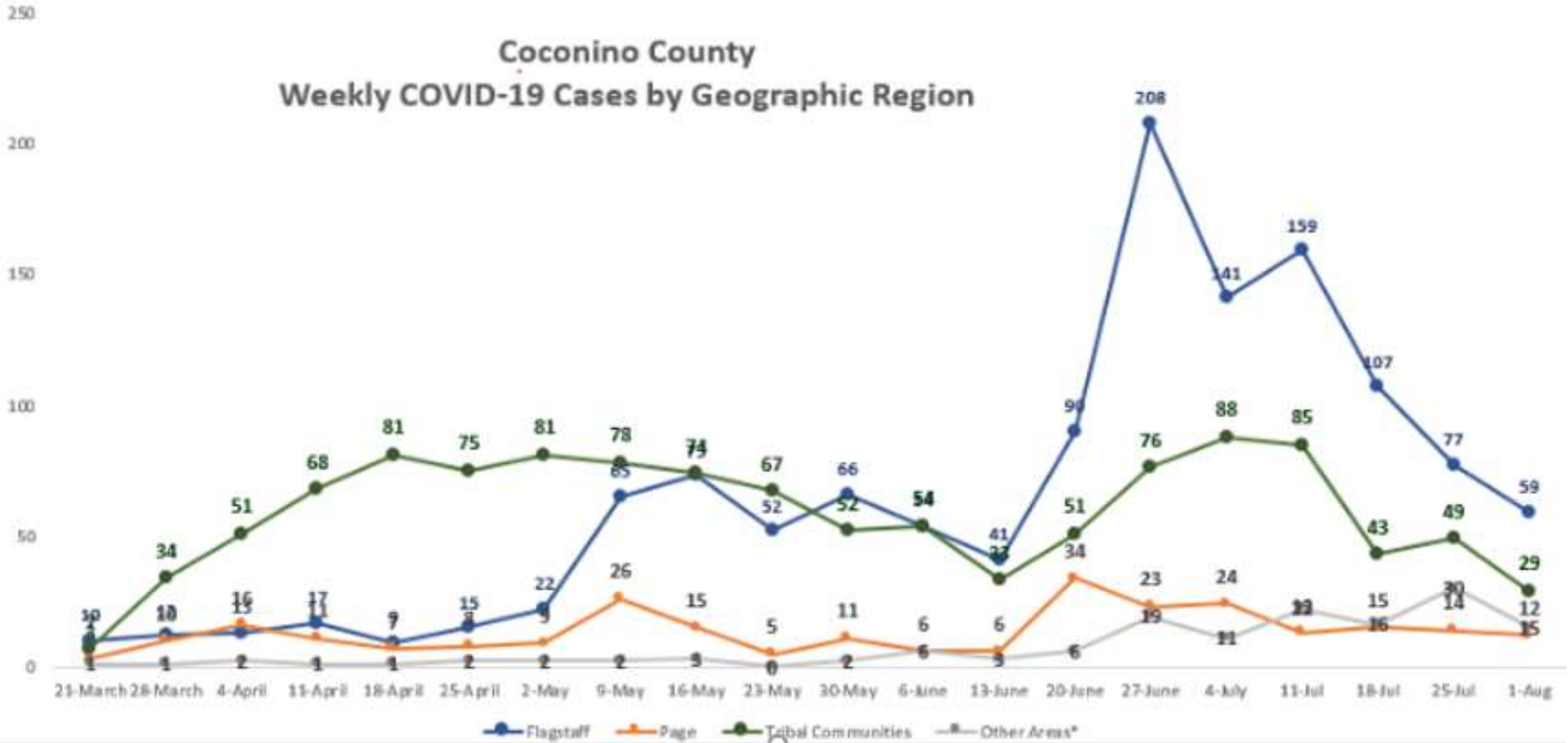




# COVID-19 Cases



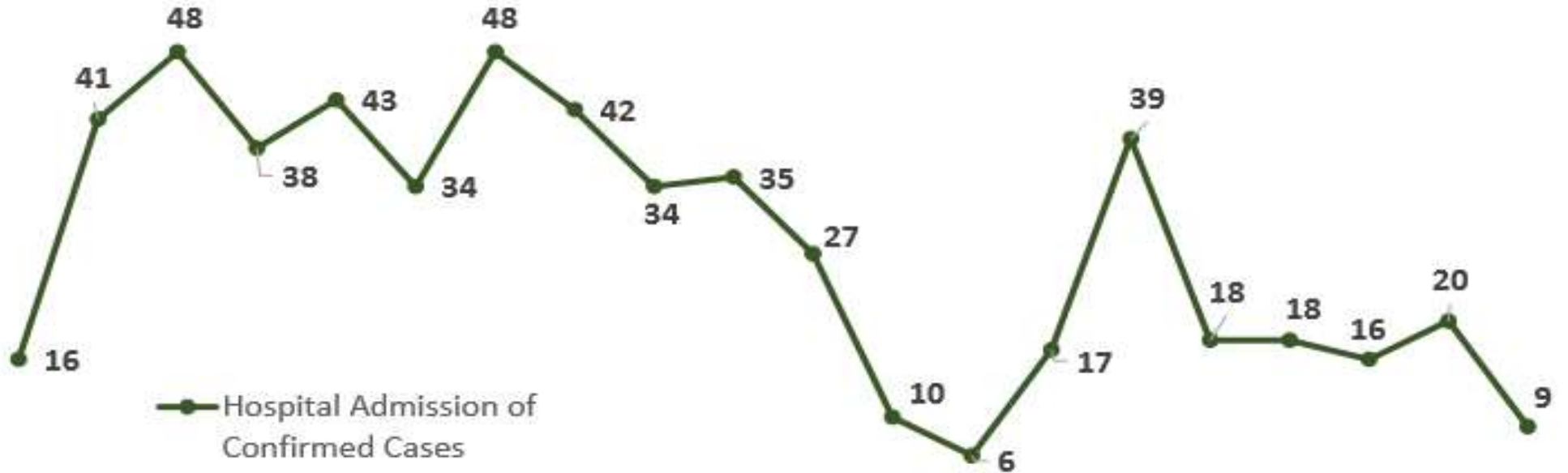
### Coconino County Weekly COVID-19 Cases by Geographic Region





# Hospital Admissions

## Weekly Case Counts Among Coconino County Residents:



3/21 3/28 4/4 4/11 4/18 4/25 5/2 5/9 5/16 5/23 5/30 6/6 6/13 6/20 6/27 7/4 7/11 7/18 7/25 8/1



# COVID-19 Related Deaths

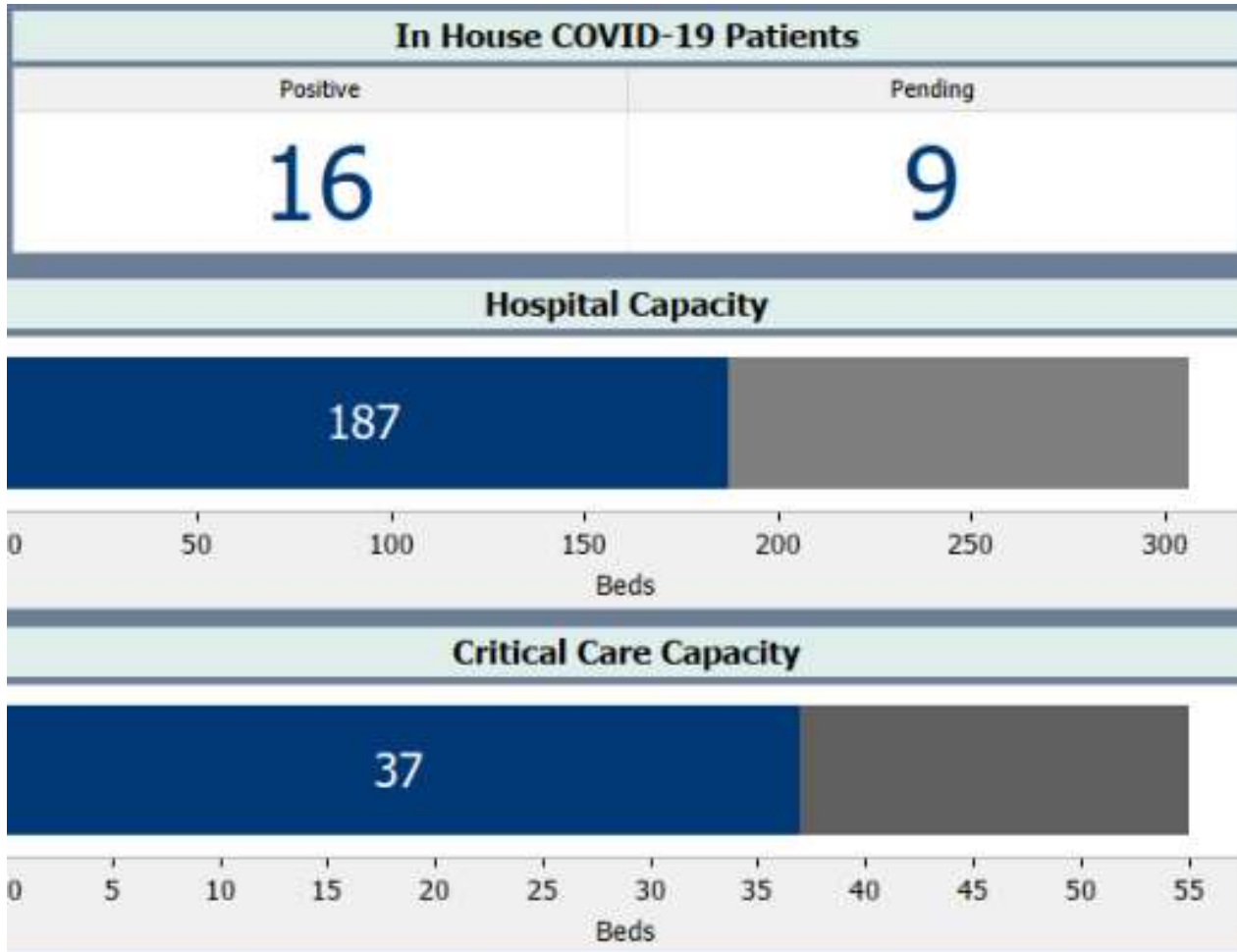


## Weekly COVID-19 Deaths Among Coconino County Residents:





# Hospital Census



Data as of  
August 6, 2020

# Monitoring Criteria



# City's Monitoring Criteria

- Downward trajectory over four or more weeks
- Demonstrated ability to follow CDC guidelines
- Healthcare facility capacity for seriously ill
- Ability to provide testing, monitoring and contact tracing





# Monitoring Criteria



- Number of cases, hospitalizations and deaths have been on a downward trajectory for the past five weeks
  - Number of cases saw an uptick for one week on July 11<sup>th</sup>
  - Hospital admissions also saw a one week increase on July 25<sup>th</sup>
  - COVID related deaths have been on a steady decline for 5 weeks
- NAH census shows capacity to care for seriously ill
- CCHHS demonstrated ability to test, monitor and contact trace
- Mixed results on following CDC guidelines

# Re-Entry Plan Phases





# Phase II



- City operations and meetings function remotely
- Majority of City facilities closed to public
- Essential services are performed in-person and on-site
- Special events and permits are limited
- Most outdoor park and court amenities are open
- Visitor's Center is open on limited basis
- Travel and group gatherings are suspended or held remotely



# Phase III



- Most City facilities will be open to public with limited services
- City meetings will continue remotely
- Seating areas will be closed to discourage congregating
- Protective measures in place
- Continued emphasis on working remotely
- Indoor recreation facilities may begin staged opening
- Special events and permits are less limited
- Limited travel

# Site Specific Plans for Recreation





# AZDHS Requirements



- Indoor gyms and fitness centers
  - Implementation of mitigation strategies
  - Completed attestation
  - Level of transmission in Coconino County per AZDHS dashboard

## *Indoor Gyms and Fitness Centers*

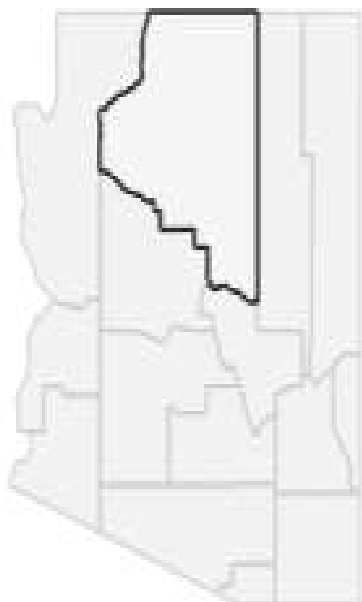
Community Spread Level	Occupancy	Hand Hygiene & Respiratory Etiquette	Enhanced Cleaning	Proper Ventilation	Symptom Screening	Physical Distancing (6 feet)	Masks	Communal Spaces Closed
<b>Minimal</b>	50% until < 3% positivity.	X	X	X	X	X	X	X
<b>Moderate</b>	25%	X	X	X	X	X	X	X
<b>Substantial</b>	Closed	N/A	N/A	N/A	N/A	N/A	N/A	N/A



# AZDHS Dashboard



Select a county to filter the data.



What is this dashboard?

ADHS Business Operations Dashboard

This dashboard is used to determine the level of community spread of COVID-19 in Arizona to provide information about business operations and allowed occupancy.

Time Frame

This dashboard does not look at the past two weeks due to potential lags in data.

Hover over the icon to get more information on the data in this dashboard.



All three metrics must be met for two consecutive weeks:

**Substantial Transmission**

$\geq 100$  cases per 100k,  $\geq 10\%$  percent positivity,  $\geq 10\%$  COVID-like illness

**Moderate Transmission**

10 - 99 cases per 100k, 5 - 10% percent positivity, 5 - 10% COVID-like illness

**Minimal Transmission**

$< 10$  cases per 100k,  $< 5\%$  percent positivity,  $< 5\%$  COVID-like illness



# Community Spread



**Minimal Community Spread:** Evidence of isolated cases or limited community transmission, case investigations underway; no evidence of exposure in large communal setting.

**Moderate Community Spread:** Sustained transmission with high likelihood or confirmed exposure within communal settings and potential for rapid increase in cases.

**Substantial Community Spread:** Large scale, controlled community transmission, including communal settings (e.g., schools, workplaces).

Benchmarks	Minimal	Moderate	Substantial
Cases	<10 cases/100,000	10-100 cases/100,000	>100 cases/100,000
Percent Positivity	<5%	5-10%	≥10%
Covid Like Illness	<5%	5-10%	>10%




# Understanding the Benchmarks



## Cases

**Benchmark:** Two weeks below 100 cases per 100,000



**Data Source:** ADHS MEDSIS Confirmed and Probable Cases

**Available by:** County

## Percent Positivity

**Benchmark:** Two weeks with percent positivity below 10%



**Data Source:** ADHS Electronic Laboratory Data

**Available by:** County

## COVID-like Illness

**Benchmark:** Two weeks with hospital visits due to COVID-like illness below 10%



**Data Source:** BioSense Syndromic Surveillance Platform

**Available by:** BioSense Region

**Northern:** Apache, Coconino, Navajo, Yavapai Counties

**Central:** Gila, Maricopa, Pinal Counties

**Southeastern:** Cochise, Graham, Greenlee, Pima, Santa Cruz Counties

**Western:** La Paz, Mohave, Yuma Counties



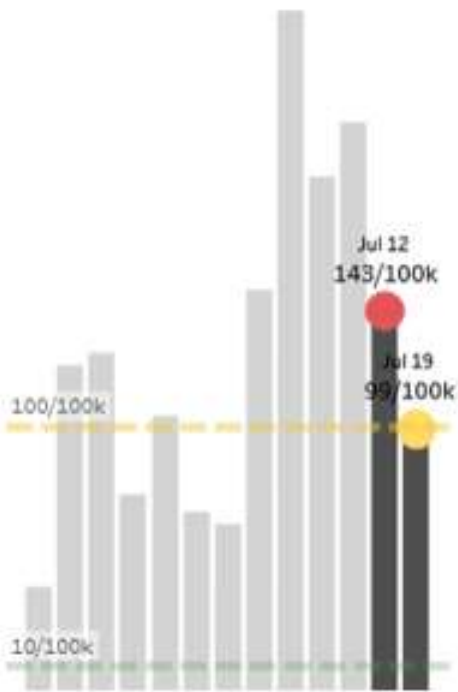
# Coconino County Dashboard



Showing data for **Coconino County** (Northern Region)

Community Spread: **Substantial**

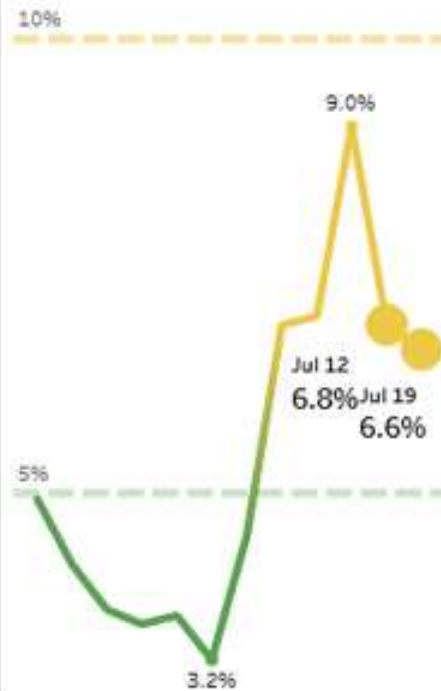
1) Cases per 100,000 individuals: **Substantial**



2) Percent positivity: **Moderate**



3) Hospital visits for COVID-like illnesses in the region: **Moderate**



# Council Discussion

