

Re-Entry Plan Updates





Agenda



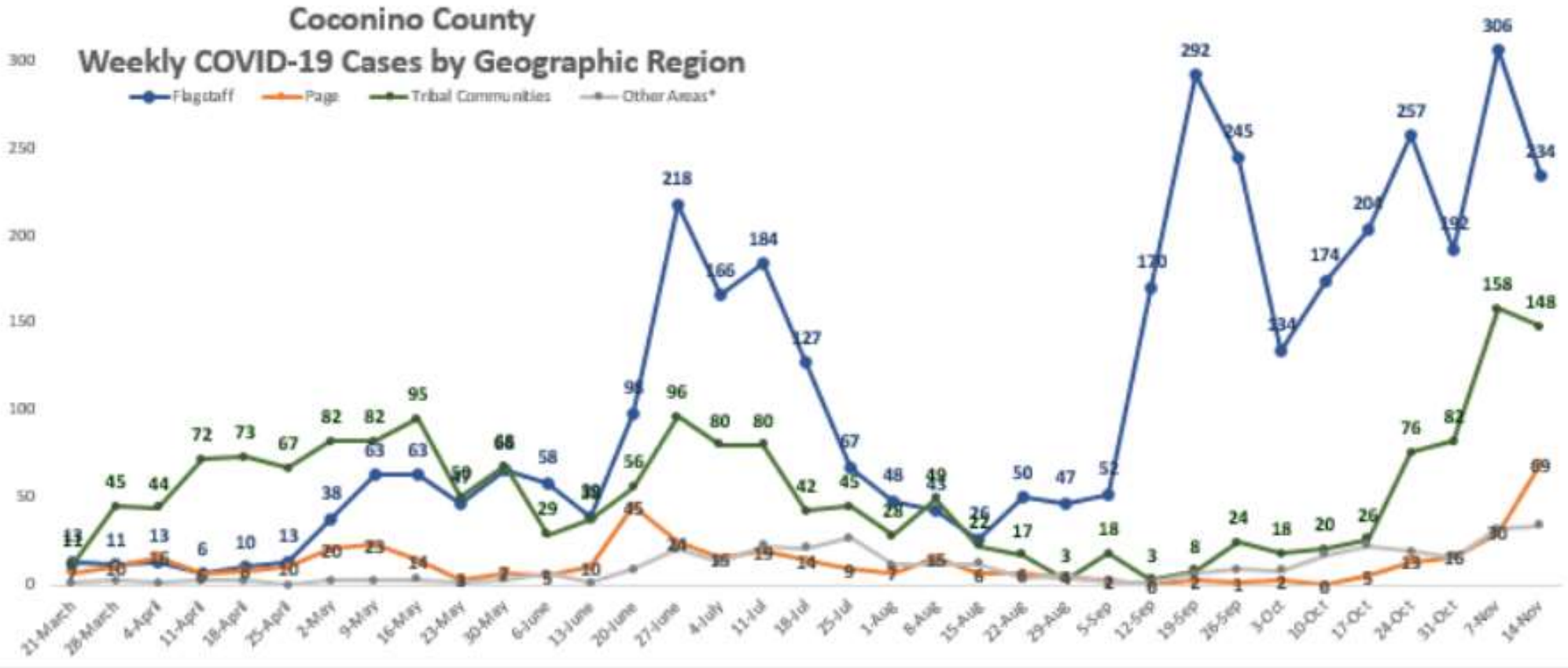
- The Data
 - Coconino County Health and Human Services (CCHHS) dashboard
 - Arizona Department of Health Services (ADHS) business operations dashboard
 - Northern Arizona Healthcare (NAH) hospital census
 - Navajo Nation
 - Hopi Tribe
- Encouraging safety protocols
- Re-Entry Plan Recommendations
- Indigenous Nations Update

The Data



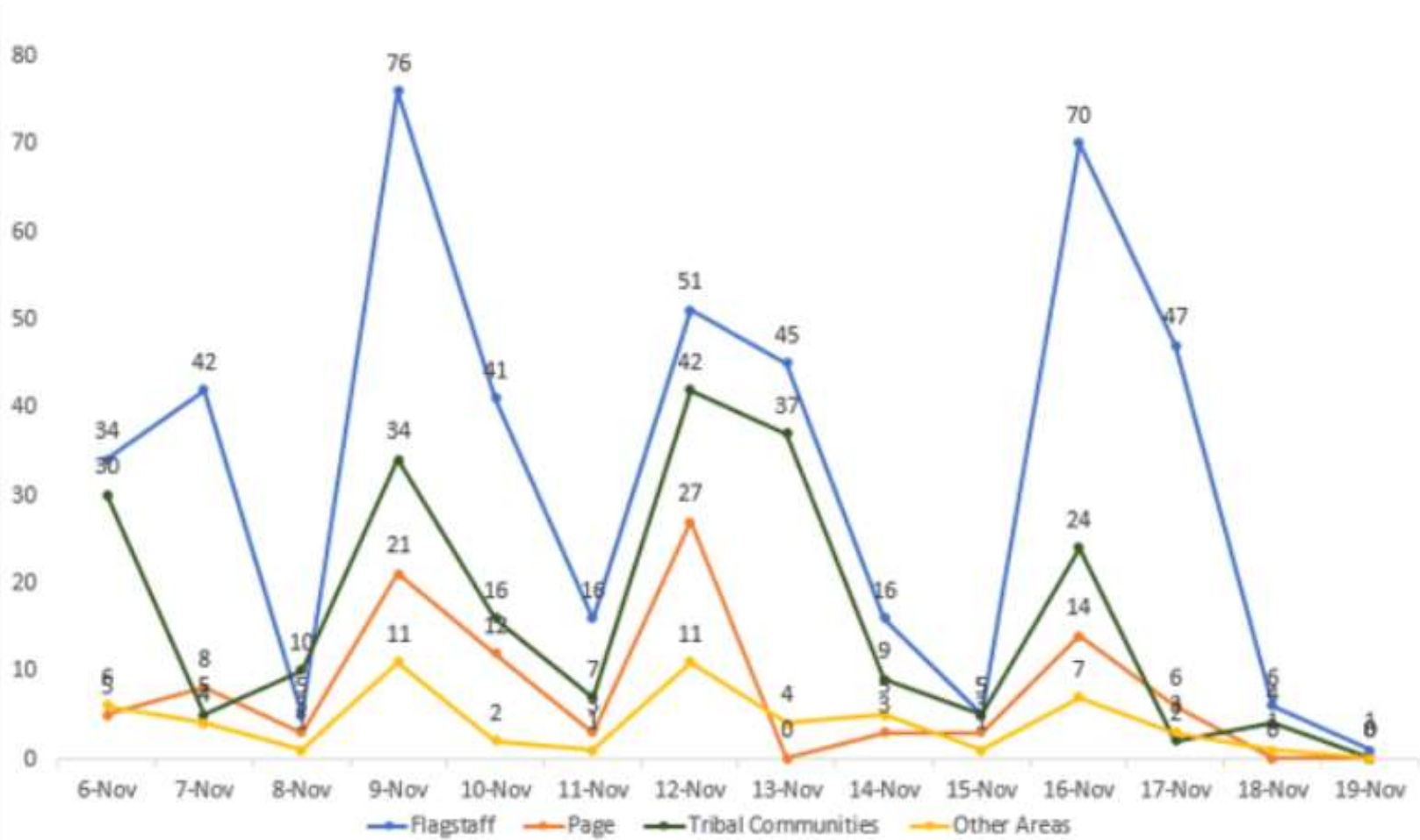


CCHHS: COVID-19 Weekly Cases





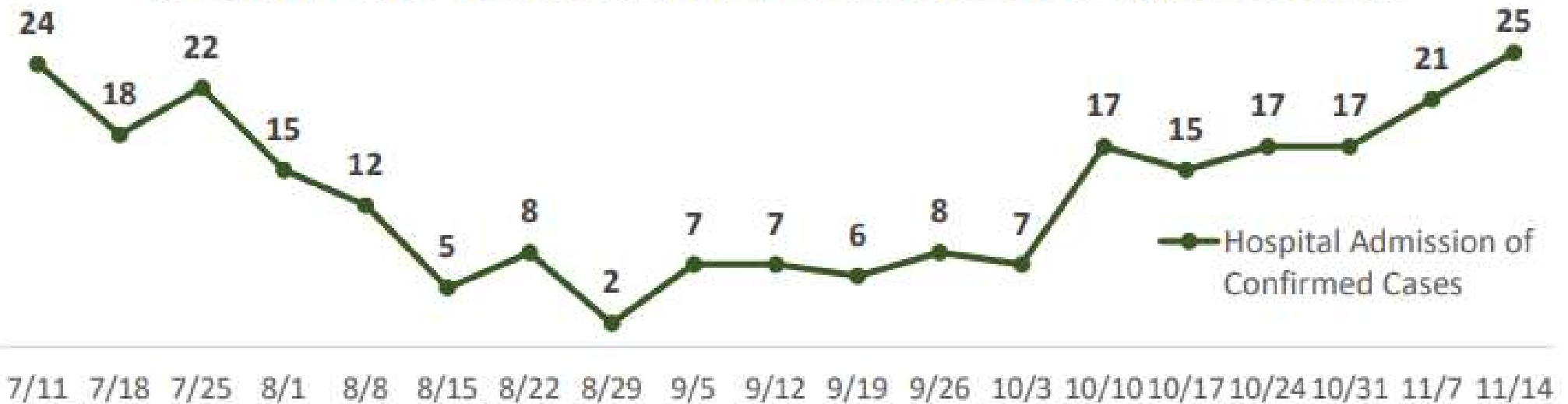
CCHHS: COVID-19 Daily Cases





CCHHS: Hospital Admissions

Weekly Case Counts Among Coconino County Residents:





CCHHS: COVID-19 Related Deaths

Weekly COVID-19 Deaths Among Coconino County Residents:





CCHHS: Community Transmission

Community Transmission

- Coconino County has a current **incidence rate of 337.3 per 100,000**, **percent positivity of 10.2%***, and **COVID-19-Like-Illness incidence (CLI) of 5.0%****.
- Coconino County is currently at a **moderate** level of community transmission.

Benchmarks	Minimal	Moderate	Substantial
Cases	<10 cases/100,000	10-100 cases/100,000	>100 cases/100,000
Percent Positivity	<5%	5-10%	>10%
COVID-19-Like-Illness	<5%	5-10%	>10%



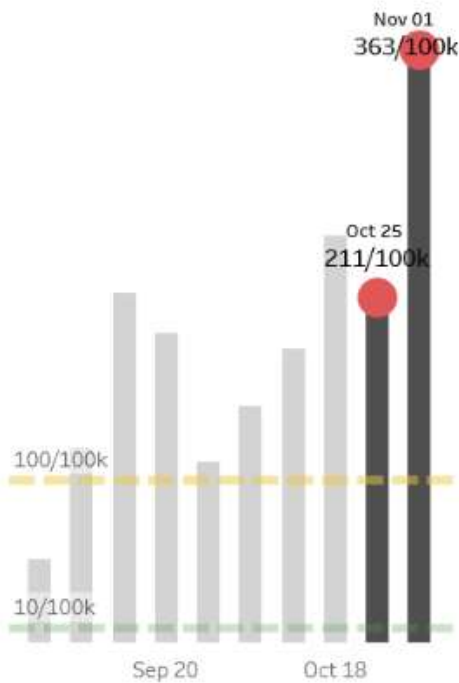
ADHS Dashboard



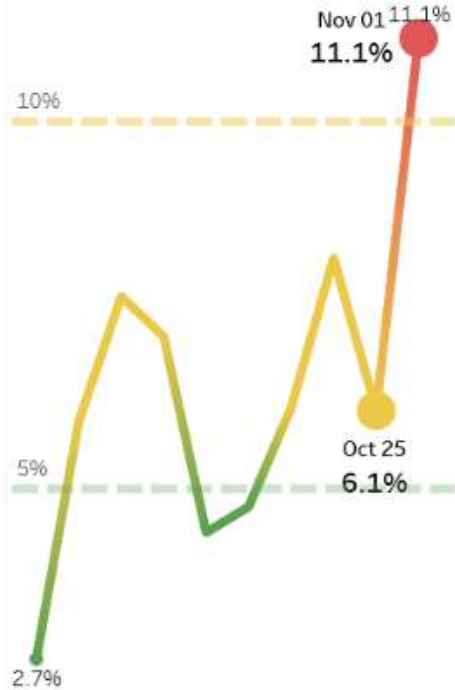
Showing data for **Coconino County** (Northern Region)

Business Reopening Status: **Moderate**

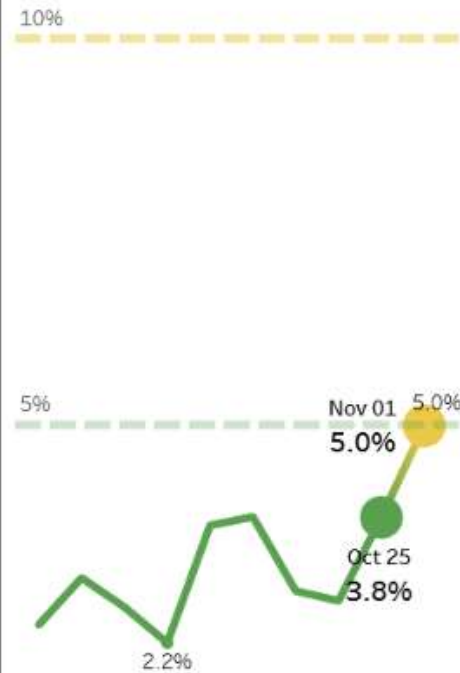
1) Cases per 100,000 individuals



2) Percent positivity



3) Hospital visits for COVID-like illnesses in the region



Data as of November 1, 2020



NAH: Hospital Census

Flagstaff Medical Center Hospital Census

186

In House COVID-19 Patients


Positive

27

Pending

17

Hospital Capacity



Critical Care Capacity





Indigenous Nations Data

Navajo Nation

Current Week 11/19/20	Previous Week 11/12/20
144,514 totals tested	135,864 totals tested
121,190 negative cases	115,312 negative cases
14,085 confirmed positive cases	12,971 confirmed positive cases
8,028 recoveries	7,902 recoveries
618 deaths	596 deaths



Indigenous Nations Data

Hopi Tribe

As of 11/17/20 KUYI Radio FB	11/10/20 KUYI Radio FB
5,306 totals tested	5,220 totals tested
4,721 negative cases	4,649 negative cases
542 positive cases	526 positive cases
444 Hopi Tribal members	437 Hopi Tribal members

Encouraging Safety Protocols





Encouraging Safety Protocols

- Small Act – Big Deal



- Proper wearing of face coverings





Digital Billboards





Banners



**SMALL BIG
ACT, DEAL**

← 6 FEET →



in partnership with the City of Flagstaff





Banners



Re-Entry Plan Recommendations



City's Monitoring Criteria

- Downward trajectory over four or more weeks
- Demonstrated ability to follow CDC guidelines
- Healthcare facility capacity for seriously ill
- Ability to provide testing, monitoring and contact tracing





Re-Entry Plan Recommendations



- Return to Phase 2 with the upward trend of COVID-19 cases, hospitalizations and COVID related deaths
 - Closure of City Hall, Downtown and East Flagstaff Community Libraries and Jay Lively
 - All employees that can will return to remote work status
 - Essential services will remain in-person and on-site
 - Special events will return to a limit of 10 participants instead of 50 participants
 - Travel for employees will be suspended
 - Parks outdoor amenities will remain open, except for ramadas
 - Visitors' Center will provide limited entrance and restroom use

Council Discussion



Indigenous Nations Update





Indigenous Nations Update



- Navajo Nation
 - Stay at Home (Shelter in Place) Lockdown Order for three consecutive weeks starting 11/16 – 12/6
 - CARES Funding Distribution
- Hopi Tribe
 - Repeats Executive Stay-at-Home Order

Council Questions

