

2019 Annual Report

Flagstaff Regional Plan 2030:
Place Matters



September, 2020



2019 Annual Report



Why is there a Regional Plan Annual Report?

- State law requires an annual report to Council
- Transparency in how the plan is implemented
- Inform policy decisions based on outcomes
- Measure progress of Regional Plan implementation through metrics
- Inform the next plan update (starting in 2022)



2019 Annual Report



Where can you find the Report?

- www.FlagstaffMatters.com
- → Annual Reports (on left)
- Scroll Down



Regional Plan Annual Reports and Presentations

- [2014 Annual Report](#)
 - [June 9, 2015 Council Presentation](#)
- [2015 Annual Report](#)
 - [June 14, 2016 Council Presentation](#)
- [2016 Annual Report](#)
 - [June 13, 2017 Council Presentation](#)
- [2017 Annual Report](#)
 - [August 21, 2018 Council Presentation](#)
 - [Questions and Answers from Presentations](#)
- [2018 Annual Report](#)
 - [September 10, 2019 Council Presentation](#)
 - [August 28, 2019 Planning and Zoning Presentation](#)
- [2019 Annual Report](#)
 - [Draft Significant Natural Resources Map with Prairie Dog Colonies Update](#)



2019 Annual Report



Annual Report Organization

- Introduction
- Key Insights
- Natural Environment
- Built Environment
- Human Environment
- Most Cited Goals
- Accomplishments
- Future Projects





2019 Annual Report



Natural Environment

- Environmental and Conservation Planning
 - The trend for these measures is stable
 - Increasing focus on management



2019 Annual Report



Natural Environment

- Environmental and Conservation Planning
- Public Facilities – Solid Waste
 - Recycling volumes dropped





2019 Annual Report



Natural Environment

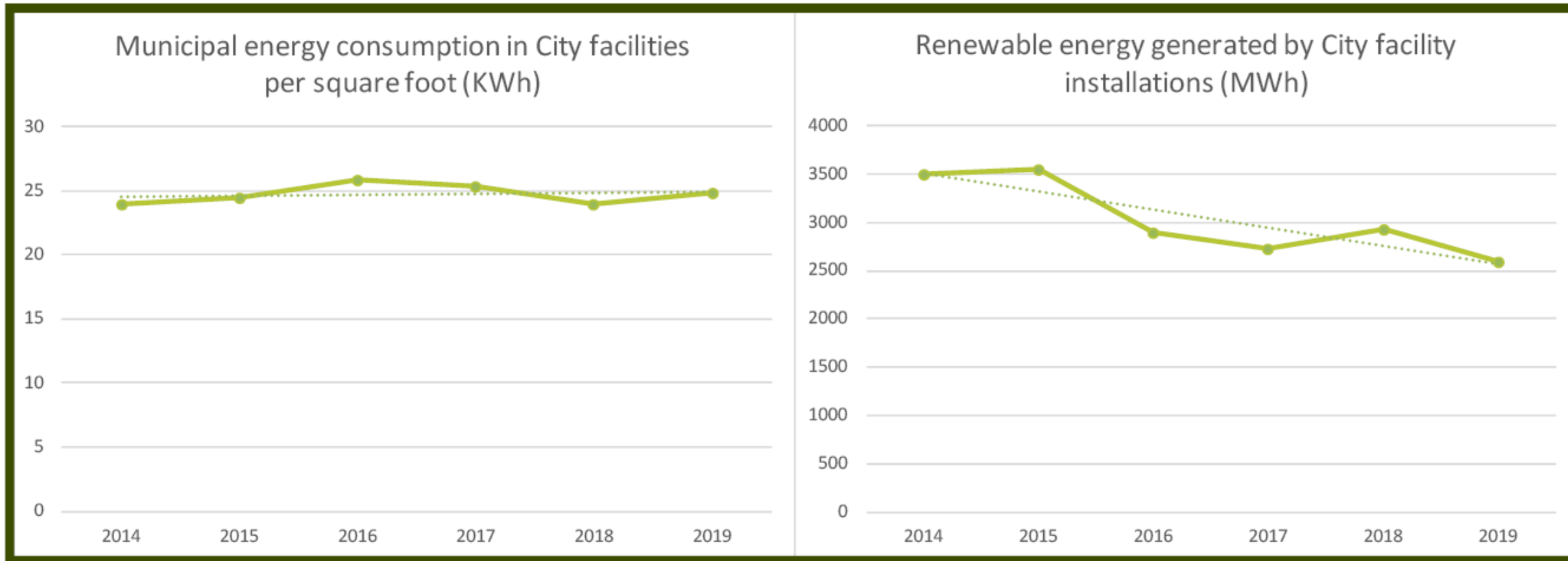
- Environmental and Conservation Planning
- Public Facilities – Solid Waste
- Energy
 - Municipal consumption flat
 - City renewable generation down (Key Insight, next slide)



2019 Annual Report

Natural Environment – Key Insight

- Energy - City renewable generation down





2019 Annual Report



Natural Environment

- Environmental and Conservation Planning
- Public Facilities – Solid Waste
- Energy
- Water Resources
 - Potable Water costs down
 - Energy to treat effluent down



2019 Annual Report



Built Environment

- Community Character
 - Measures show an overall stable trend
 - Beautification funding remaining high
 - Generated by tourism revenues





2019 Annual Report



Built Environment

- Community Character
- Growth Areas & Land Use
 - Somewhat steady growth
 - Residential Units and commercial square footage show more variability based on specific projects' completion
 - ADUs show large increase
 - Very little change in land uses



2019 Annual Report



Built Environment

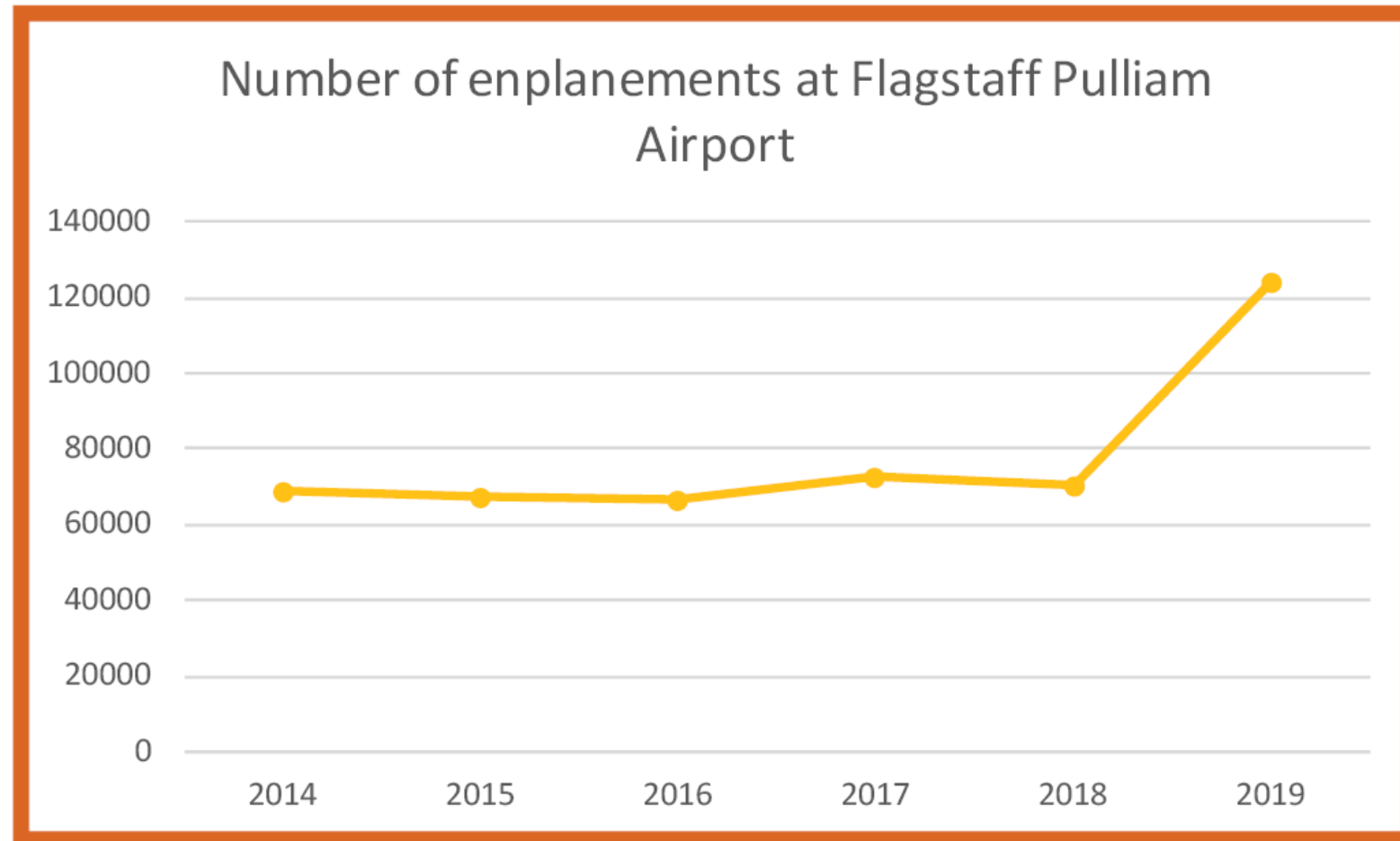
- Community Character
- Growth Areas & Land Use
- Transportation
 - Stagnant trend for walkability
 - Transit boardings leveling off
 - Record year for Airport (Key Insight, next slide)



2019 Annual Report

Built Environment – Key Insight

- Transportation – Record Year for Airport





2019 Annual Report



Built Environment

- Community Character
- Growth Areas & Land Use
- Transportation
- Cost of Development
 - Money spent on Capital Improvement variable depending on specific projects and their phase



2019 Annual Report



Human Environment

- Indicators of Overall Community Well Being
 - Increasing population



2019 Annual Report



Human Environment

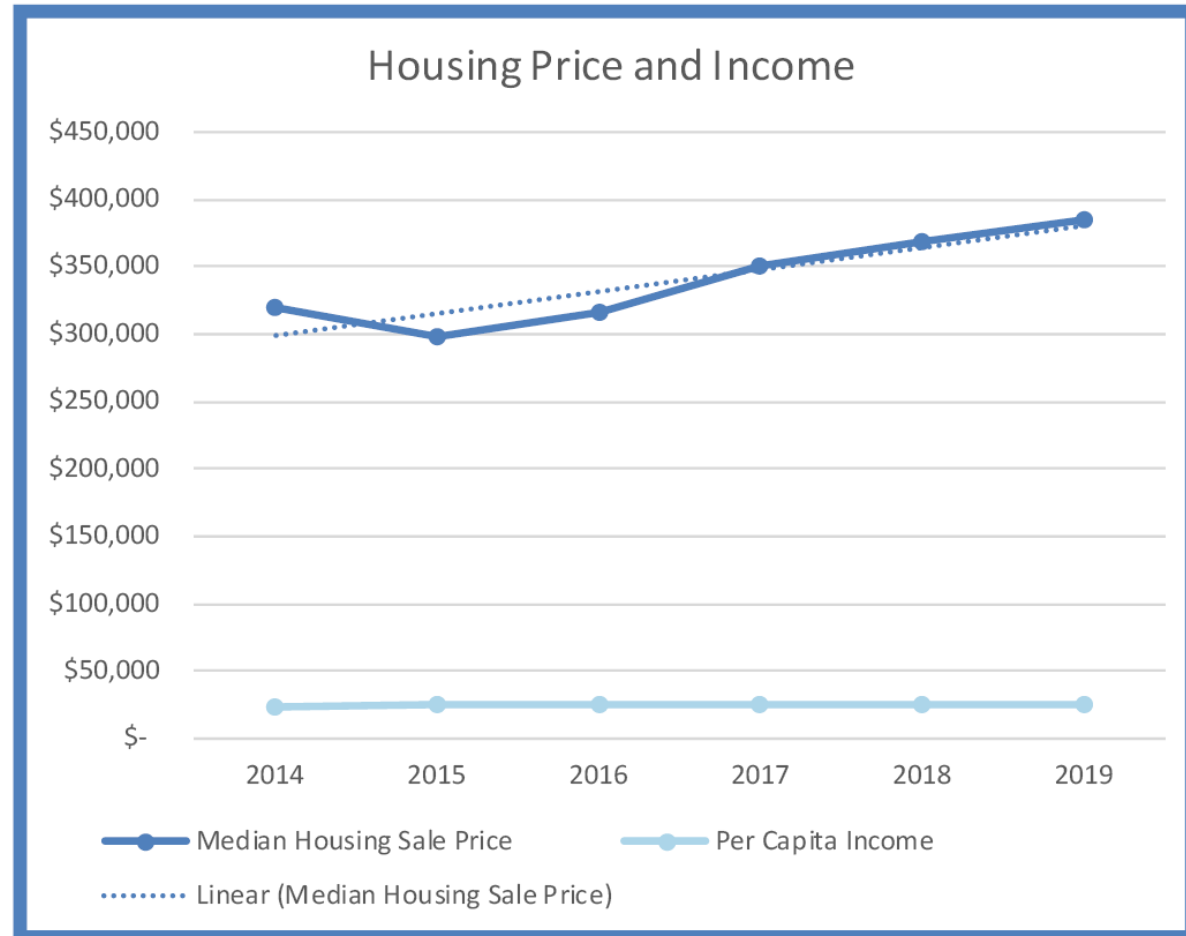
- Indicators of Overall Community Well Being
- Neighborhoods, Housing & Urban Conservation
 - High Affordability Index
 - Housing costs are increasing (Key Insight, next slide)



2019 Annual Report

Human Environment – Key Insight

- Neighborhoods, Housing & Urban Conservation – Housing Price
 - \$385,000





2019 Annual Report



Human Environment

- Indicators of Overall Community Well Being
- Neighborhoods, Housing & Urban Conservation
- Economic Development
 - Income staying the same
 - Visitor numbers still high



2019 Annual Report



Human Environment

- Indicators of Overall Community Well Being
- Neighborhoods, Housing & Urban Conservation
- Economic Development
- Recreation
 - Recreation dollars high to complete one-time capital projects



2019 Annual Report

What metrics are new, withdrawn, or missing?

- **Withdrawn**

- Percent of impervious surface in the City limits

- **Missing**

- **Natural Environment**

- Wildlife and Biodiversity related metrics that would be done by other agencies at irregular intervals

- **Built Environment**

- Roadway connectivity – Future FMPO metric

- **Human Environment**

- Median wage of new companies attracted or started in the last year



2019 Annual Report

Most cited goals in staff memos to Council

• This Year

- **Goal PF.3.** Provide high-quality emergency response and public safety services including law enforcement, fire, medical, and ambulance transport service.
- **Goal LU.5.** Encourage compact development principles to achieve efficiencies and open space preservation.
- **Goal NH.3.** Make available a variety of housing types at different price points, to provide housing opportunity for all economic sectors.
- **Goal E&C.1.** Increase energy efficiency.



2019 Annual Report



Regional Plan Accomplishments

- Specific Plans
 - La Plaza Vieja related:
 - Our Lady of Guadalupe Catholic Church landmark overlay designation
 - HOH related
 - Zoning Code Amendments



2019 Annual Report



Future Projects

- Ongoing Planning Efforts
 - JW Powell
 - Milton/180
- Future Plan Amendments
 - “Great Streets” and “Corridor” use clarification
- Future Planning Efforts
 - Regional Plan update

Questions, comments?

**Annual Report for Flagstaff Regional
Plan 2030: Place Matters**

Carlton Johnson, PE, AICP
Associate Planner



September, 2020