

# COVID-19 Update





# Agenda



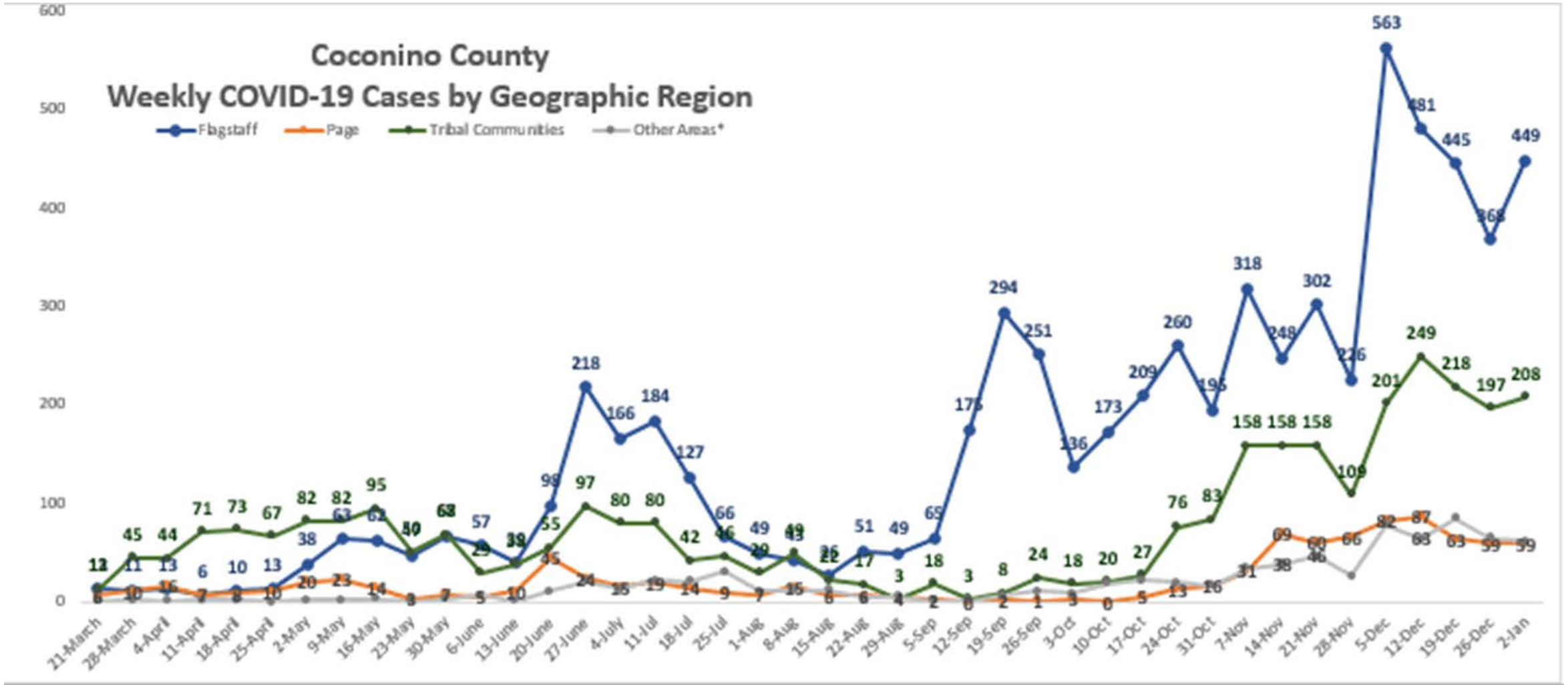
- The Data
  - Coconino County Health and Human Services (CCHHS) dashboard
  - Arizona Department of Health Services (ADHS) business operations dashboard
  - Northern Arizona Healthcare (NAH) hospital census
  - Navajo Nation
  - Hopi Tribe
- Indigenous Nations Update
- Coconino County Health and Human Services
- Northern Arizona University
- Dr. Engelthaler Update

# The Data



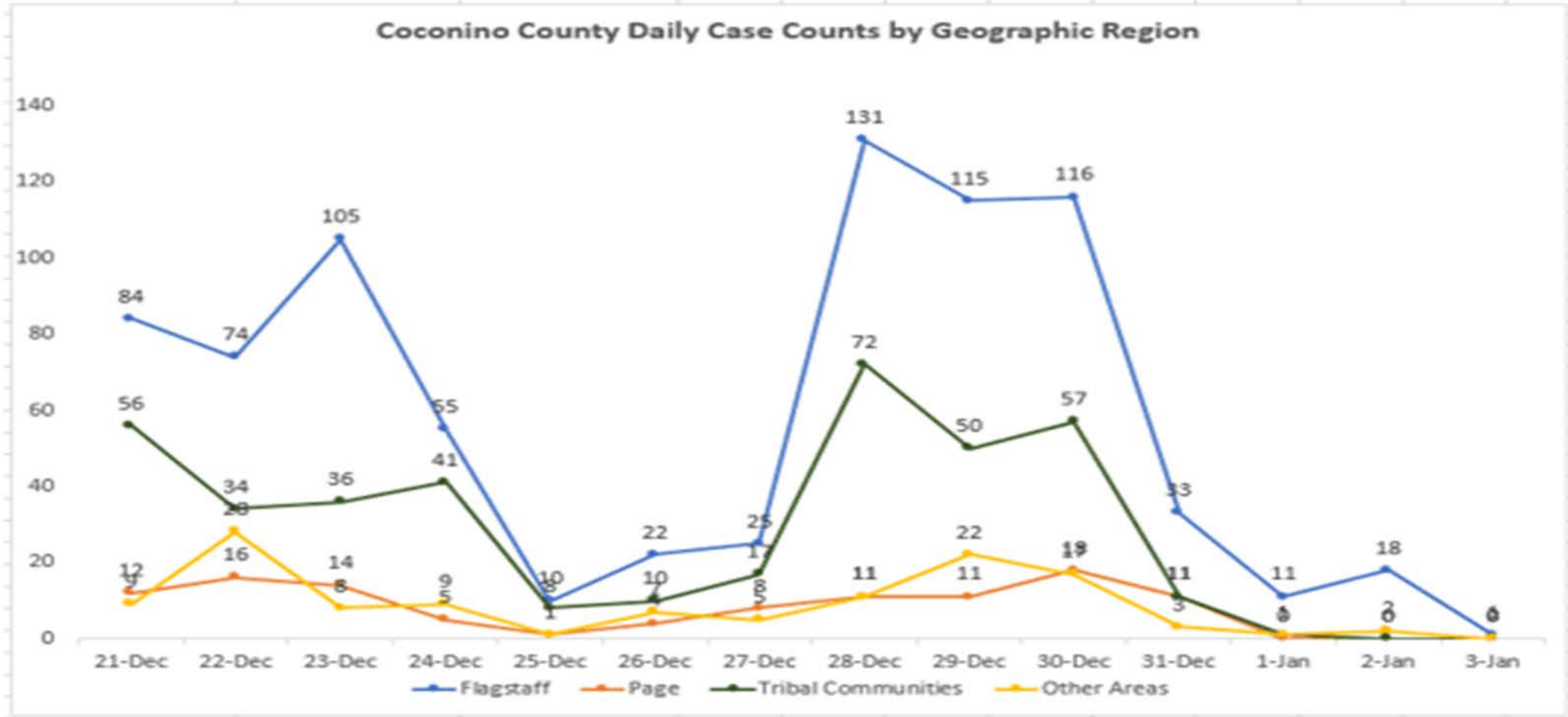


# CCHHS: COVID-19 Weekly Cases





# CCHHS: COVID-19 Daily Cases

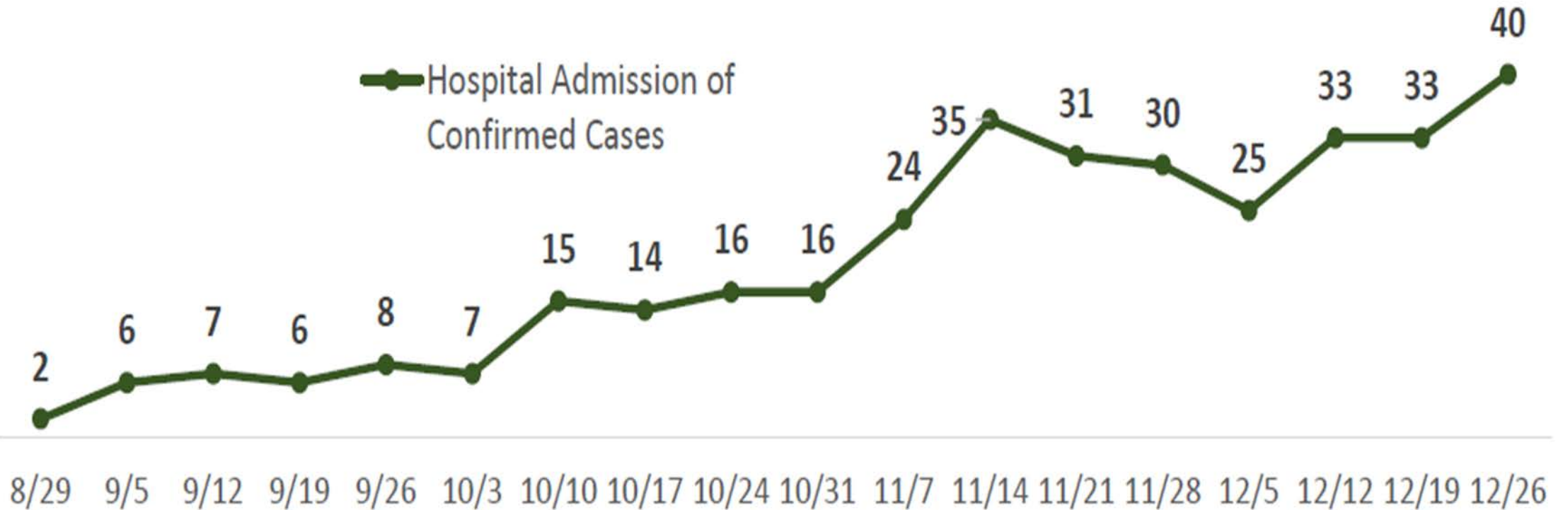




# CCHHS: Hospital Admissions



## Weekly Case Counts Among Coconino County Residents:





# CCHHS: Hospital Admissions



## Hospitalizations

(not all hospitals are currently reporting hospitalization data to Coconino County):

	Banner Page Hospital	Flagstaff Medical Center	Tuba City Regional Healthcare
Adult ICU Bed Availability (N)	1	3	2
Adult ICU Bed Availability (%)	33%	7%	20%
Emergency Department Bed Availability (N)	7	10	30
Emergency Department Bed Availability (%)	78%	28%	100%
Med/Surg Bed Availability (N)	2	28	0
Med/Surg Bed Availability (%)	11%	19%	0%

CCHHS School  
Update report as of  
January 4, 2021

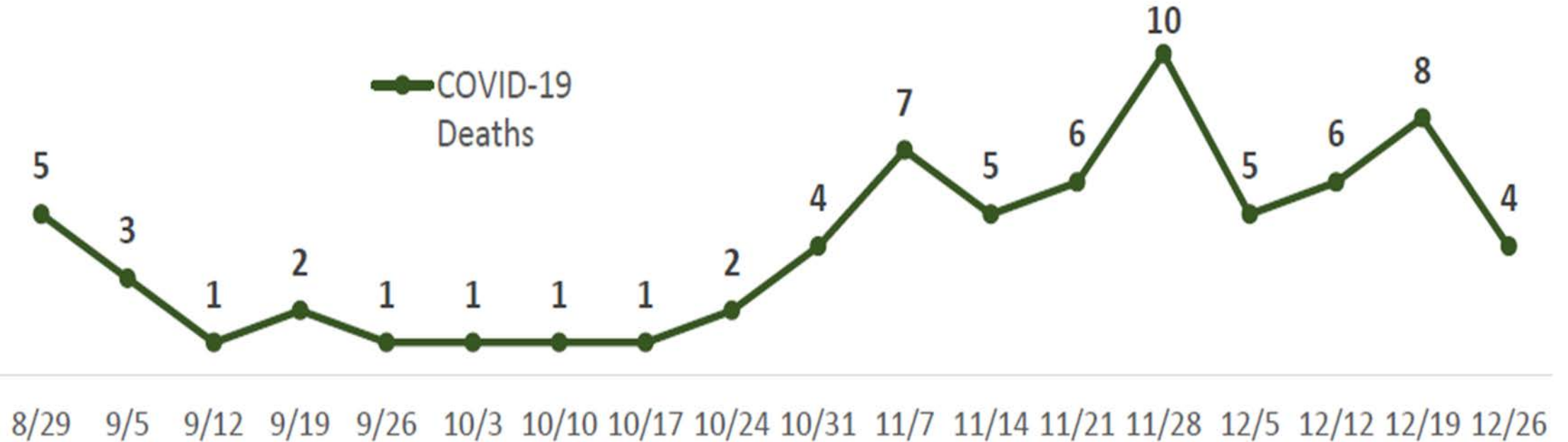
\*Hospital bed availability is determined based on bed availability as well as standard staffing schedules. Additional beds may be available that are not currently staffed.



# CCHHS: COVID-19 Related Deaths



## Weekly COVID-19 Deaths Among Coconino County Residents:





# CCHHS: Community Transmission



## Community Transmission

- Coconino County has a current **incidence rate of 465.5 per 100,000**, **percent positivity of 14.4%\***, and **COVID-19-Like-Illness incidence (CLI) of 25.5%\*\***.
- Coconino County is currently at a **substantial\*\*\*** level of community transmission.

Benchmarks	Minimal	Moderate	Substantial
Cases	<10 cases/100,000	10-100 cases/100,000	>100 cases/100,000
Percent Positivity	<5%	5-10%	>10%
COVID-19-Like-Illness	<5%	5-10%	>10%

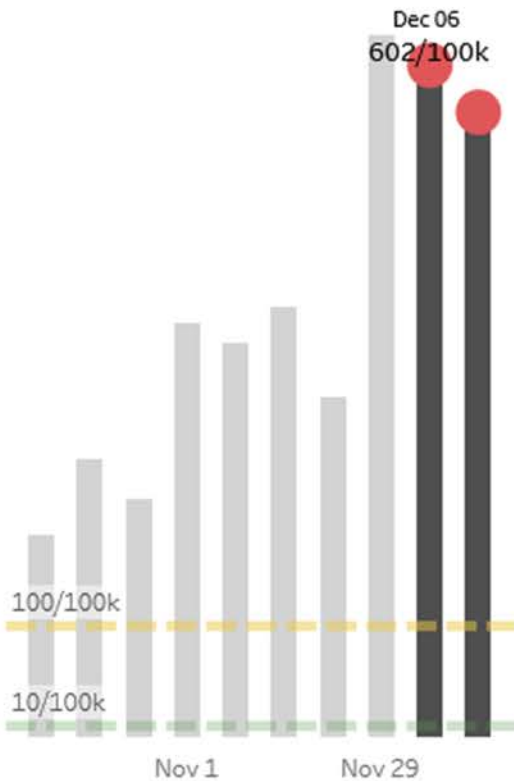


# ADHS Dashboard

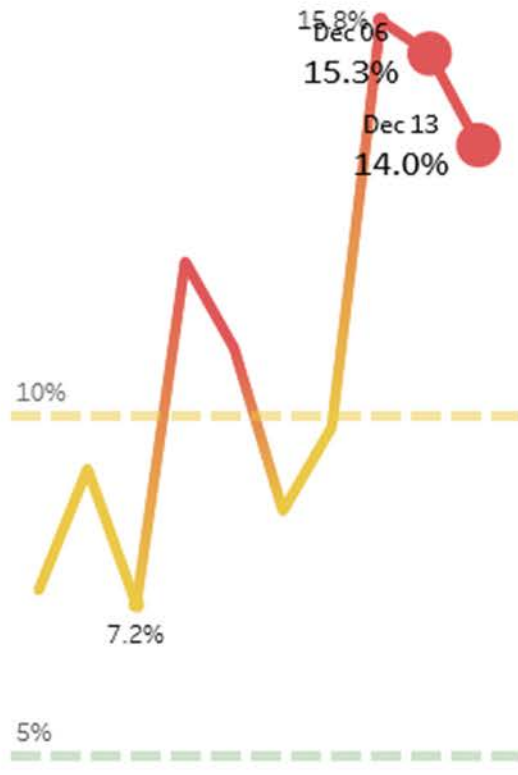
Showing data for **Coconino County** (Northern Region)

Business Reopening Status: **Substantial**

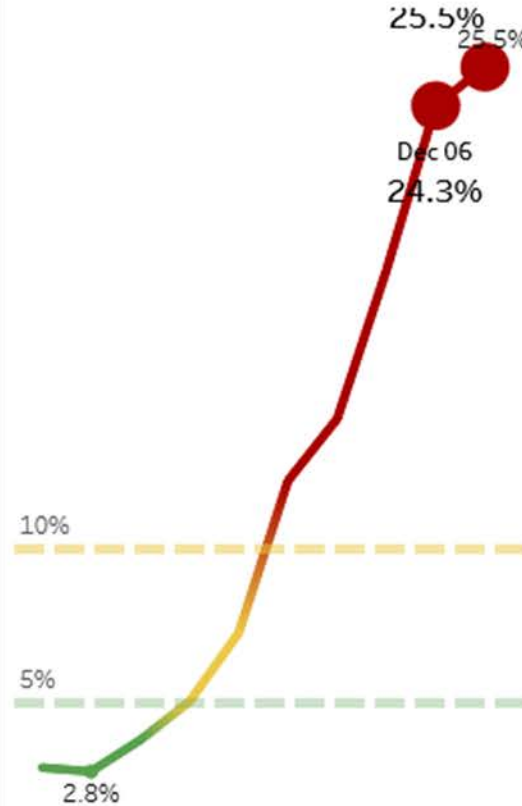
1) Cases per 100,000 individuals



2) Percent positivity



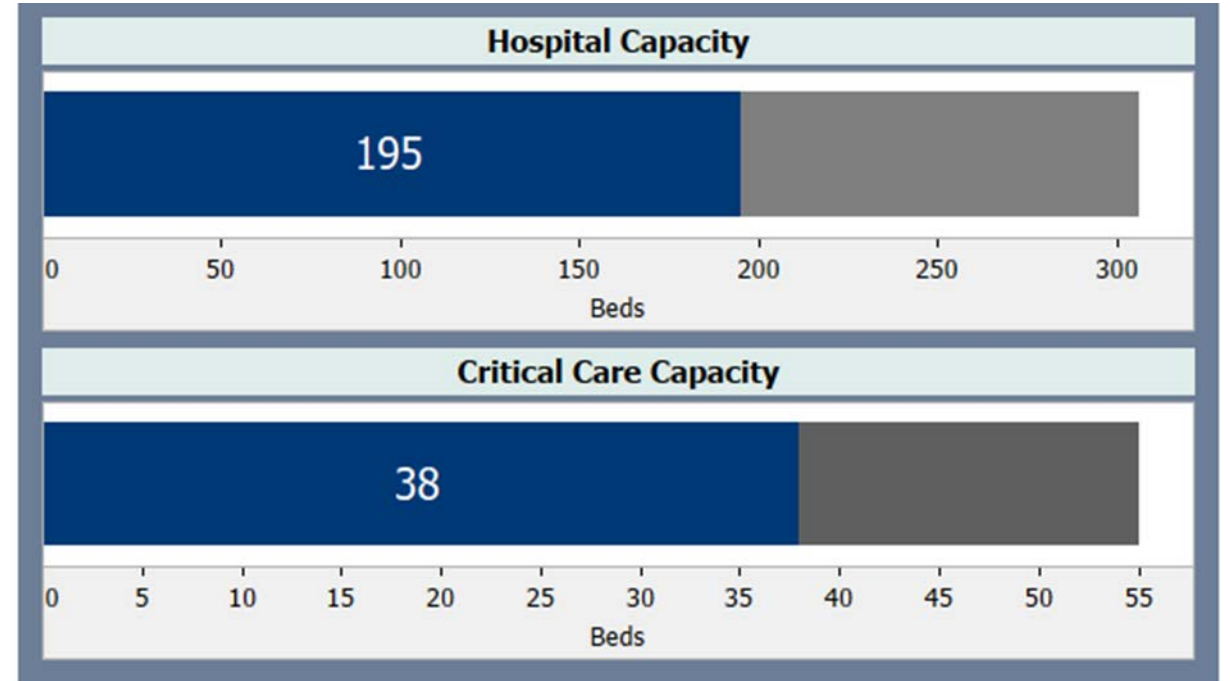
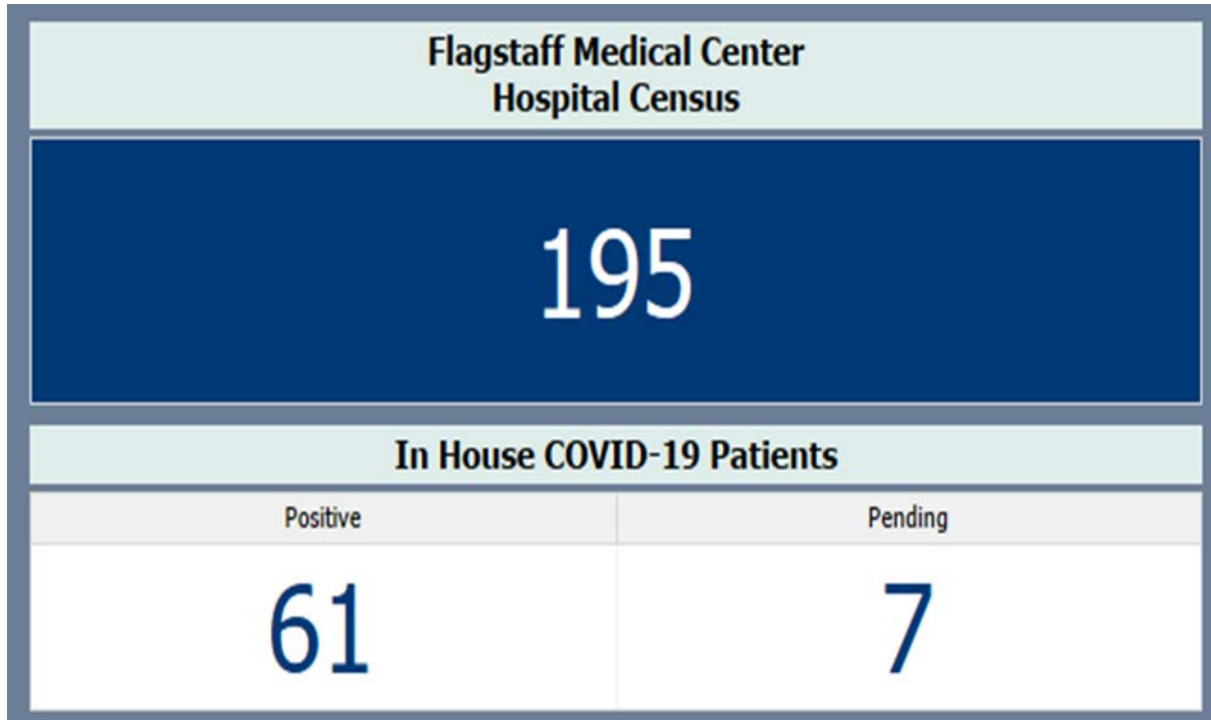
3) Hospital visits for COVID-like illnesses in the region



Data as of December 31, 2020



# NAH: Hospital Census



Data as of January 4, 2021



# Indigenous Nations Data

## Navajo Nation

	Difference in 17 days	Current Week 1/3/21	Previous Week 12/17/20
Total Tested	+ 17,896	205,373	187,477
Negative Cases	+ 13,663	167,308	153,645
Confirmed Positive Cases	+ 3,333	23,728	20,395
Recoveries	+ 1,343	12,191	10,848
Deaths	+ 87	819	732



# Indigenous Nations Data

## Hopi Tribe

	Difference in <u>15</u> days	12/29/20 KUYI Radio FB	12/14/20 KUYI Radio FB
Total Tested	+ 658	7,054	6,396
Negative Cases	+ 453	6,037	5,584
Positive Cases	+ 153	906	753
Hopi Tribal members	+ 169	777	608

# Indigenous Nations Update





# Indigenous Nations Update

## • Navajo Nation

- The Public Health Emergency Order (Stay at Home/Shelter in Place) was extended.
- The IHS Navajo Area has received 11,800 doses of vaccine and another 11,700 has been set aside to provide second doses to those individuals.
- Indian Health Service (IHS) is prioritizing administration of the vaccine to health care personnel in clinical settings and residents of long-term-care facilities.
- Navajo Tribal Utility Authority (NTUA) has completed CARES Act funded projects that have brought electricity to 713 homes so far, exceeding goal of 510 homes.
- NTUA continues to make progress with water cistern projects, residential solar unit installations, watering point improvements, and broadband and cellular tower projects.

### Information on Navajo Nation website:

Navajo Nation website <https://www.navajo-nsn.gov/>

Nez/Lizer Facebook <https://www.facebook.com/NezLizer2018/>



# Indigenous Nations Update

- **Hopi Tribe**

- Executive Stay at Home Order
- Hopi reports as of 12/29, the cumulative positive COVID-19 cases of Hopi Tribal members has increased.
- Hopi Jr & Sr High School has canceled our winter season sports for the 2020-2021 school year.

**Information on Hopi Tribe Website:**

CARES Act Committee <https://www.hopi-nsn.gov/hopi-tribe-cares-act-committee/>

Hopi Tribe Website <https://www.hopi-nsn.gov/>

Hopi Tutuveni <https://www.hopi-nsn.gov/news/hopi-tutuveni/>

# Coconino County Health and Human Services Update



# Northern Arizona University Update



# Dr. Engelthaler Update



# Council Questions

