

COVID-19 Update





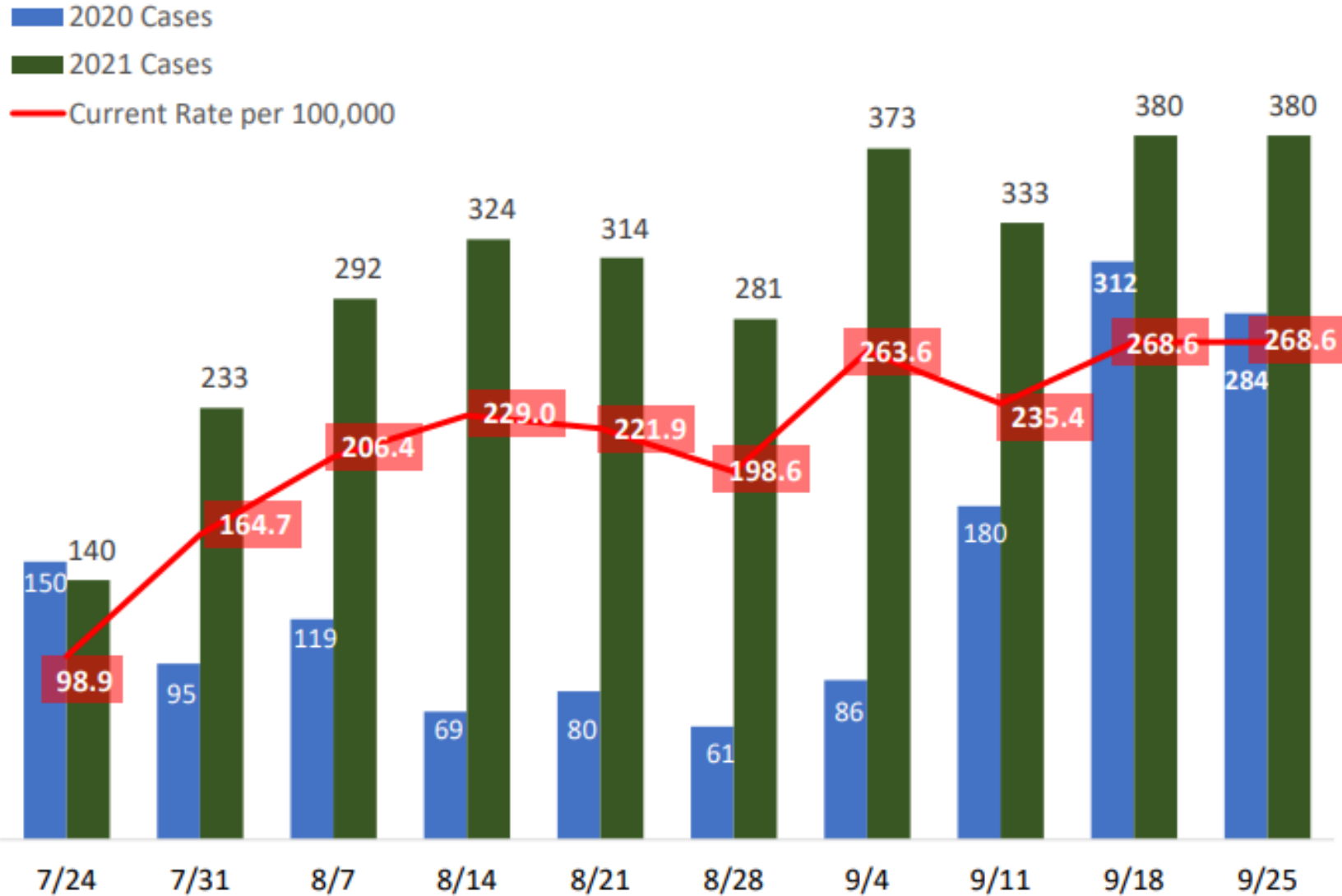
Agenda



- The Data
 - Coconino County Health and Human Services (CCHHS) dashboard
 - Northern Arizona Healthcare (NAH) hospital census
 - Navajo Nation
 - Hopi Tribe
- Indigenous Nations Update



CCHHS: COVID-19 Weekly Cases

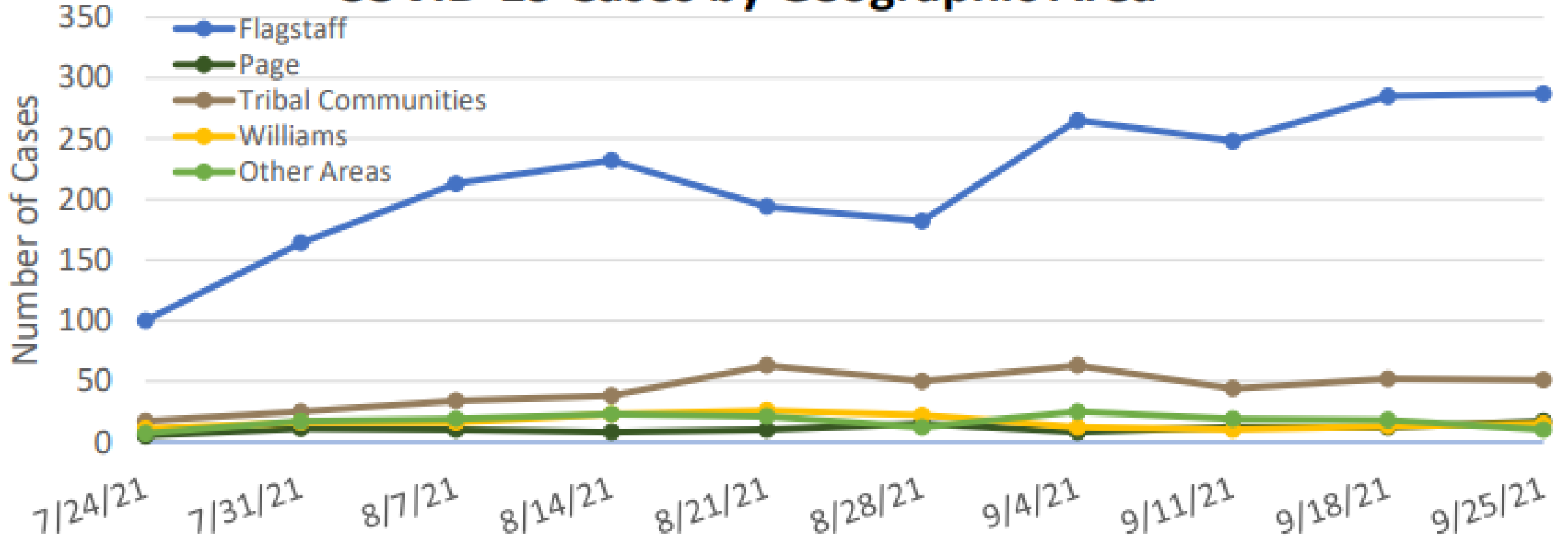




CCHHS: COVID-19 Weekly Cases



COVID-19 Cases by Geographic Area



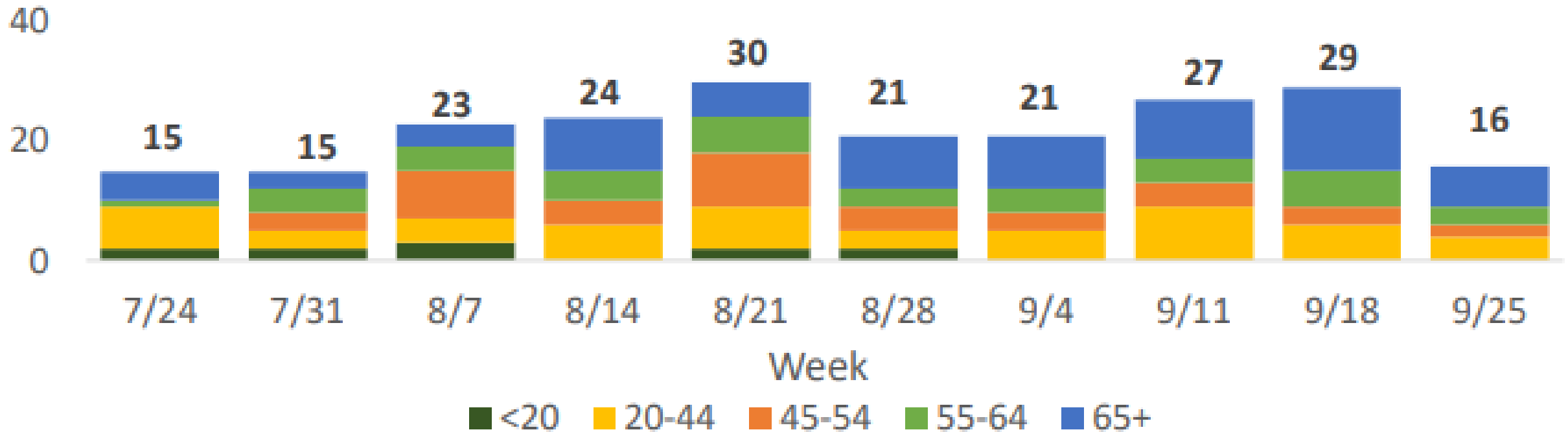


CCHHS: Hospital Admissions



Weekly Case Counts Among Coconino County Residents:

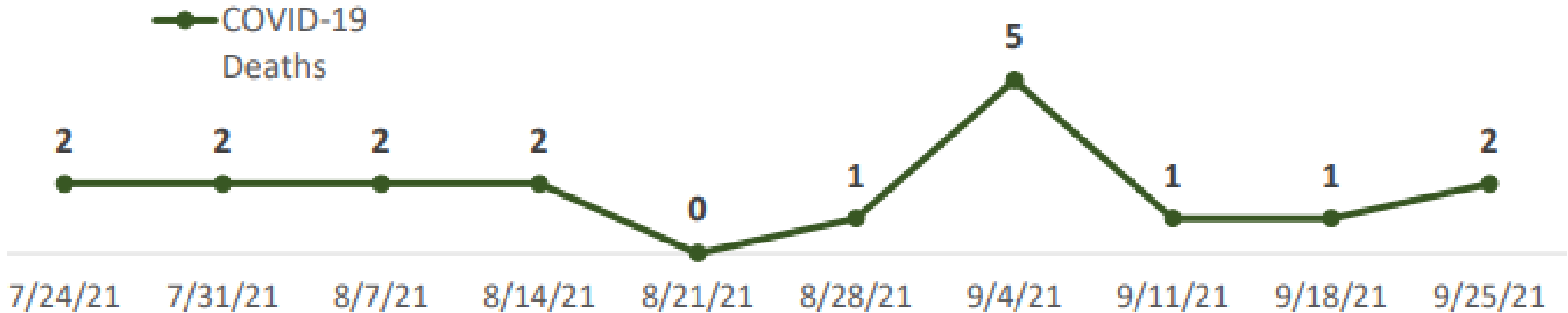
Hospitalized Coconino COVID-19 Patients by Age





CCHHS: COVID-19 Related Deaths

Weekly COVID-19 Deaths Among Coconino County Residents:





CCHHS: Community Transmission



Community Transmission

- Coconino County has a current **incidence rate of 268.6 per 100,000**, **percent positivity of 6.6%**, and **COVID-19-Like-Illness incidence (CLI) of 7%***.
- Coconino County is currently at a **High**** level of community transmission.

Indicator	Low Transmission	Moderate Transmission	Substantial Transmission	High Transmission
Total new cases per 100,000 persons in the last 7 days	0-9	10-49	50-99	≥100
Percentage of PCR tests that are positive during the past 7 days	<5.0%	5.0% - 7.9%	8.0% - 9.9%	≥10.0%



CCHHS: Community Vaccination

Doses in Coconino

Total number of COVID-19 vaccine doses administered:	158,949
Total number of COVID-19 vaccine doses ordered:	110,439
Percent of COVID-19 vaccine doses utilized:	143.9%

People in Coconino

Total number of people who have received at least one dose of COVID-19	87,046
Percent of people vaccinated:	59.1%
Number of people who are fully vaccinated against COVID-19:	74,336

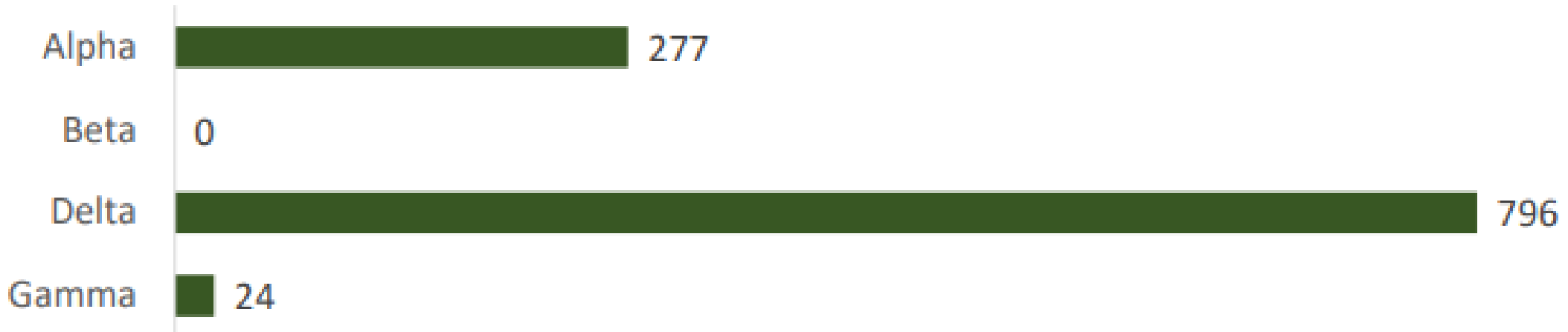


CCHHS: Variants



COVID-19 Variants:

Coconino County Total Variants of Concern**

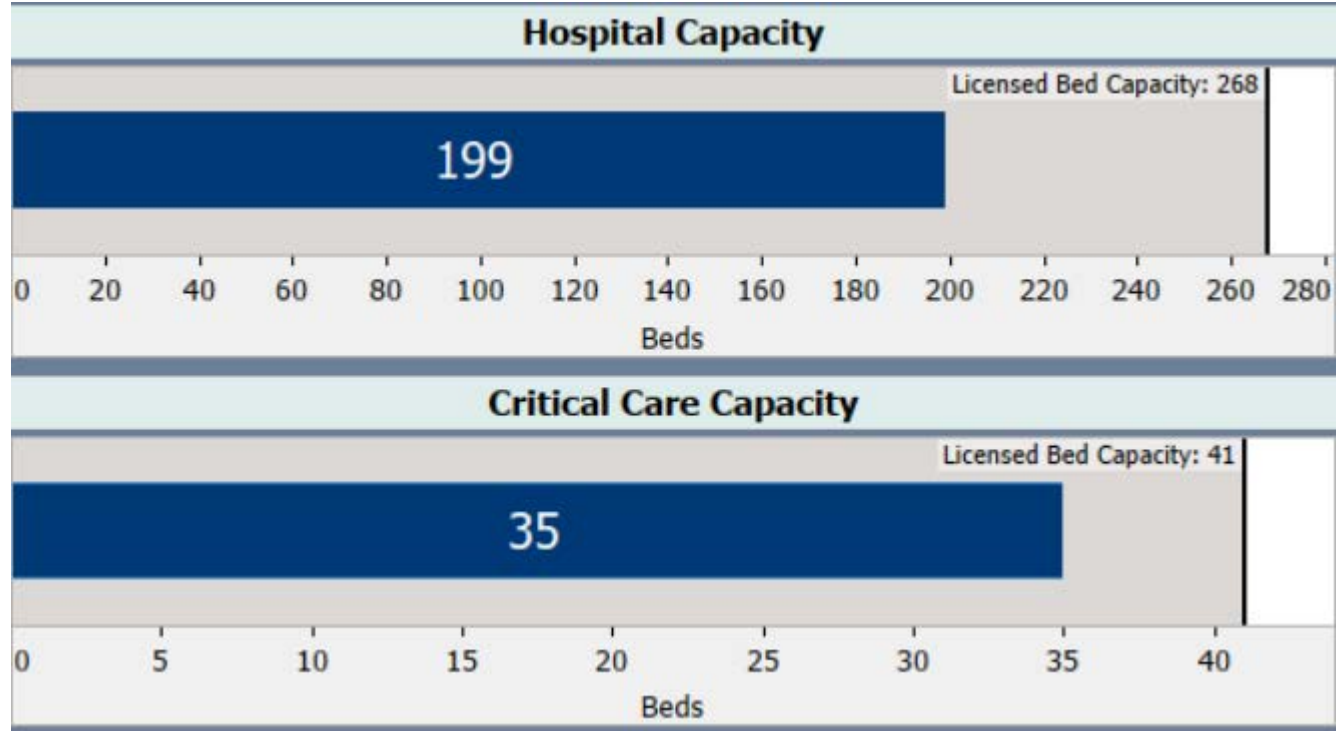


****A variant for which there is evidence of an increase in transmissibility, more severe disease (e.g., increased hospitalizations or deaths), reduced effectiveness of treatments or vaccines, or diagnostic detection failures as defined by the CDC. Current data suggest that COVID-19 vaccines authorized for use in the United States offer protection against variants currently spreading in Coconino County.**



NAH: Hospital Census

Flagstaff Medical Center Hospital Census	
199	
In House COVID-19 Patients	
Positive	Pending
37	



Data as of October 3, 2021



Indigenous Nations Data

Navajo Nation

NN Health Facilities Data	Difference in 14 days	Current Week 9/30/21	Previous Date 9/16/21
Total Tested	+ 9,187	338,739	329,552
Negative Cases	+ 7,619	278,510	270,891
Confirmed Positive Cases	+ 601	33,995	33,394
Recoveries	+ 533	32,155	31,622
Deaths	+ 19	1,447	1,428



Indigenous Nations Data

Hopi Tribe

Hopi Health Care Center Data	Difference in 6 days	9/21/21 KUYI Radio FB	9/15/21 KUYI Radio FB
Total Tested	+ 167	11,025	10,858
Negative Cases	+ 163	9,435	9,272
Positive Cases	+ 17	1,496	1,479
Hopi Tribal members (includes #s from Tuba Hospital)	+ 14	1,385	1,371



Indigenous Nations Update

- Navajo Nation

- Public Health Emergency Orders remain the same
- Indian Health Services distributing all three vaccines
- All Navajo Nation government employees are required to be vaccinated
- Health Advisory for 40 communities



Indigenous Nations Update

- Hopi Tribe

- HHCC taking appointments or walk-ins for COVID vaccine
- Continuing to encourage vaccines for everyone ages 12 or older

Council Questions

