

COVID-19 Update





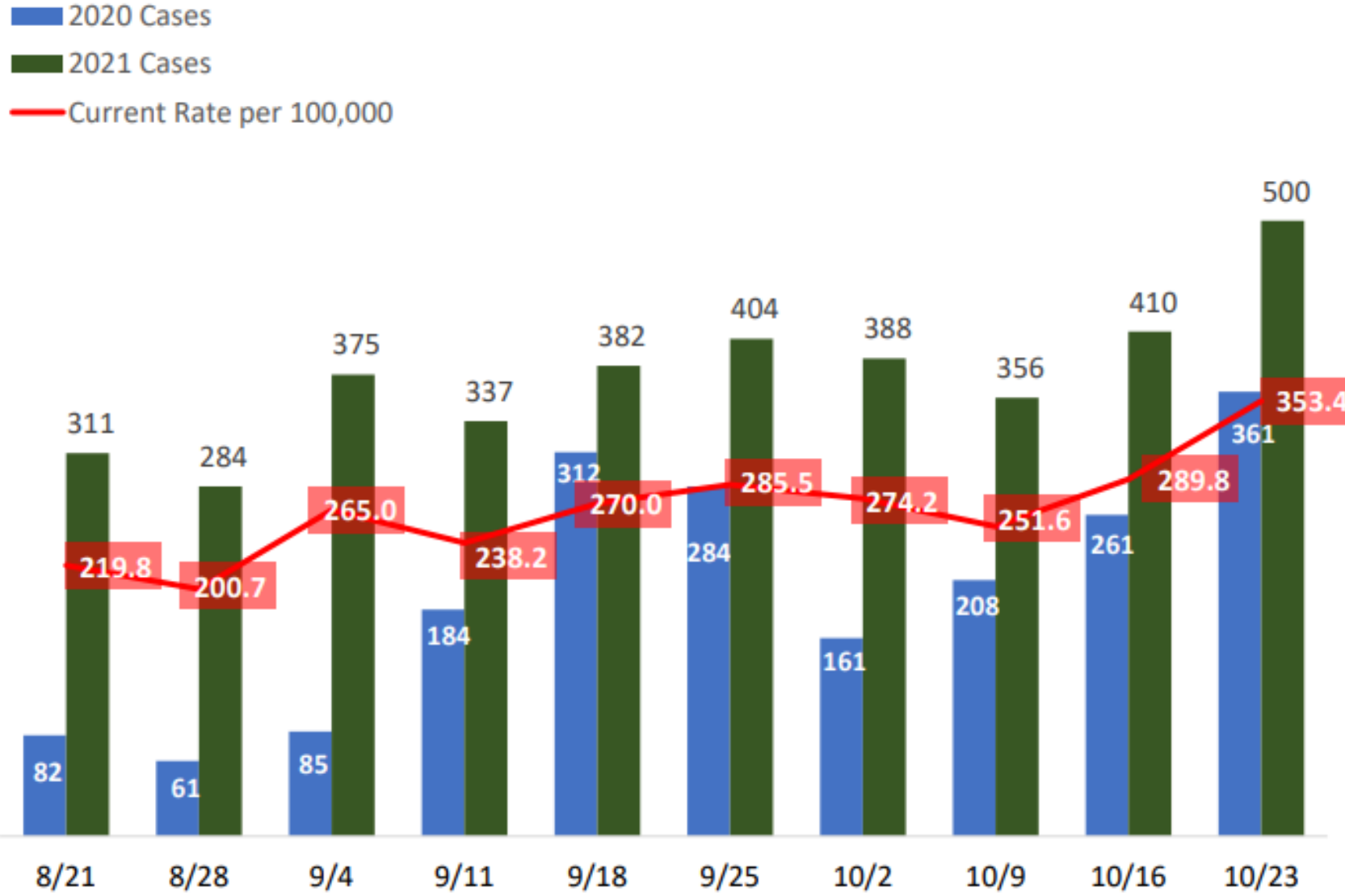
Agenda



- The Data
 - Coconino County Health and Human Services (CCHHS) dashboard
 - Northern Arizona Healthcare (NAH) hospital census
 - Navajo Nation
 - Hopi Tribe
- Indigenous Nations Update



CCHHS: COVID-19 Weekly Cases

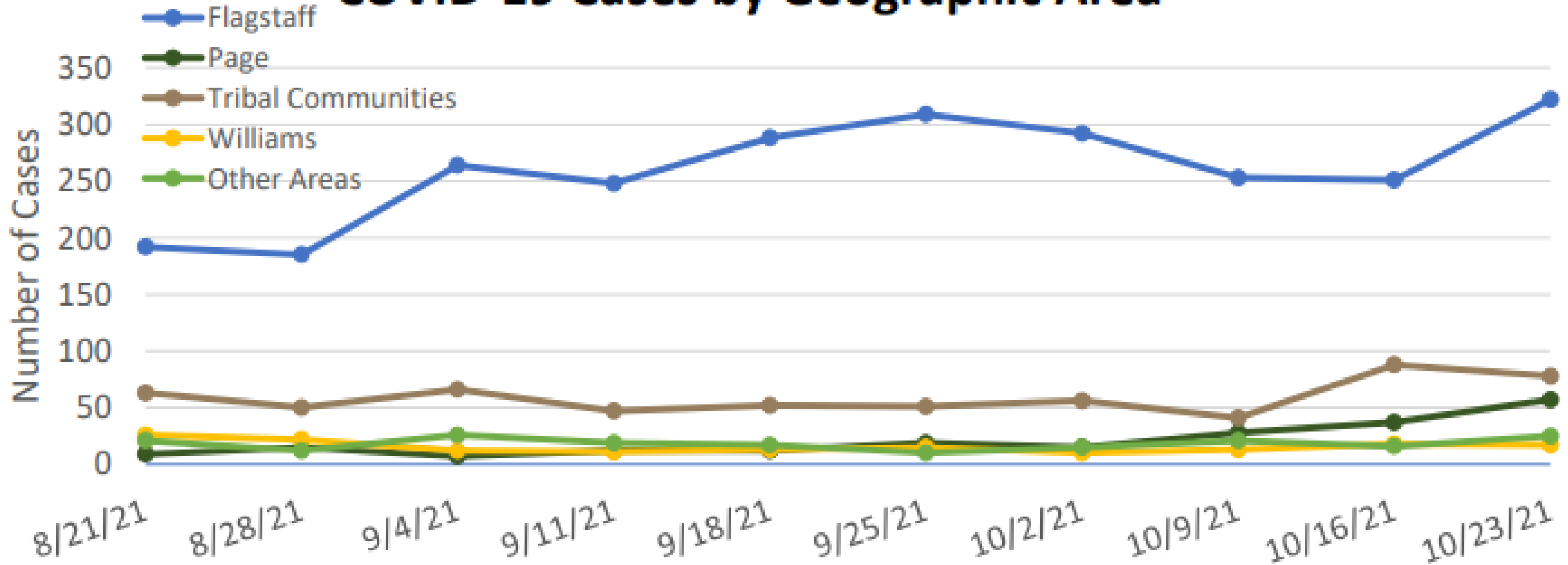




CCHHS: COVID-19 Weekly Cases



COVID-19 Cases by Geographic Area



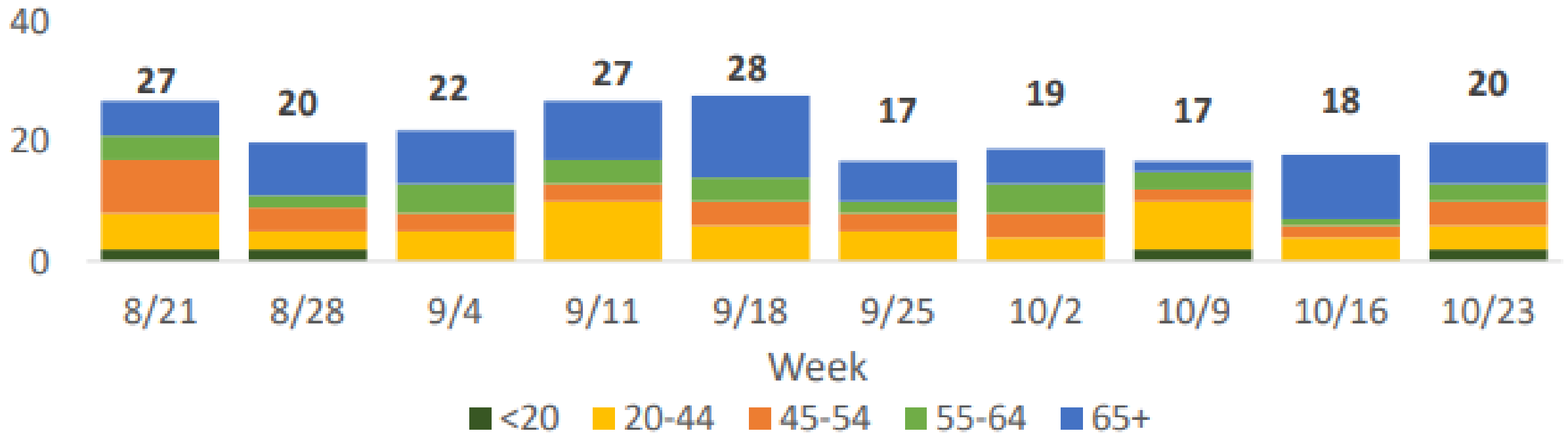


CCHHS: Hospital Admissions



Weekly Case Counts Among Coconino County Residents:

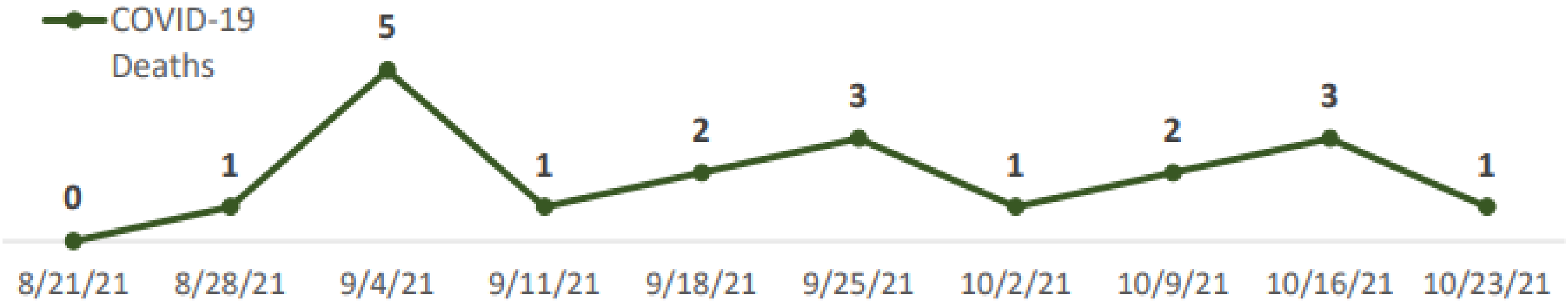
Hospitalized Coconino COVID-19 Patients by Age





CCHHS: COVID-19 Related Deaths

Weekly COVID-19 Deaths Among Coconino County Residents:





CCHHS: Community Transmission



Community Transmission

- Coconino County has a current **incidence rate of 353.4 per 100,000, percent positivity of 8.6%, and COVID-19-Like-Illness incidence (CLI) of 7.1%***.
- Coconino County is currently at a **High**** level of community transmission.

Indicator	Low Transmission	Moderate Transmission	Substantial Transmission	High Transmission
Total new cases per 100,000 persons in the last 7 days	0-9	10-49	50-99	≥100
Percentage of PCR tests that are positive during the past 7 days	<5.0%	5.0% - 7.9%	8.0% - 9.9%	≥10.0%



CCHHS: Community Vaccination

Doses in Coconino

Total number of COVID-19 vaccine doses administered: **167,123**

Total number of COVID-19 vaccine doses ordered: **112,089**

Percent of COVID-19 vaccine doses utilized: **149.1%**

People in Coconino

Total number of people who have received at least one dose of COVID-19: **89,697**

Percent of people vaccinated: **60.9%**

Number of people who are fully vaccinated against COVID-19: **74,726**



CCHHS: Variants



COVID-19 Variants:

Total Variants Being Monitored** and Variants of Concern***



****Variants Being Monitored include variants for which there are data indicating a potential or clear impact on approved or authorized medical countermeasures or that has been associated with more severe disease or increased transmission but are no longer detected or are circulating at very low levels in the U.S, and as such, do not pose a significant and imminent risk to public health in the U.S.**

***** Variants of Concern include variants for which there is evidence of an increase in transmissibility, more severe disease (e.g., increased hospitalizations or deaths), significant reduction in neutralization by antibodies generated during previous infection or vaccination, reduced effectiveness of treatments or vaccines, or diagnostic detection failures.**

For more information about SARS-CoV-2 variants, please visit the CDC webpage:

[SARS-CoV-2 Variant Classifications and Definitions \(cdc.gov\)](https://www.cdc.gov/sars-cov-2/variant-classifications-and-definitions)



NAH: Hospital Census

Flagstaff Medical Center Hospital Census

204

In House COVID-19 Patients

Positive

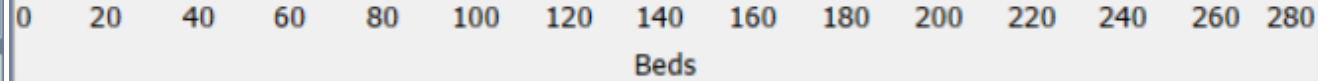
36

Pending

Hospital Capacity

Licensed Bed Capacity: 268

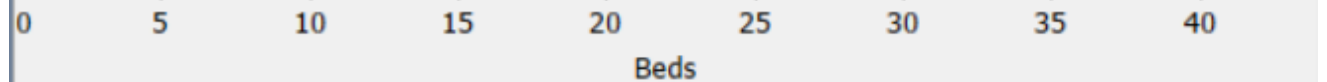
204



Critical Care Capacity

Licensed Bed Capacity: 41

39



Data as of October 31, 2021



Indigenous Nations Data

Navajo Nation

NN Health Facilities Data	Difference in 16 days	Current Week 10/29/21	Previous Date 10/13/21
Total Tested	+ 16,142	362,397	346,255
Negative Cases	+ 12,580	297,294	284,714
Confirmed Positive Cases	+ 253	36,653	36,400
Recoveries	+ 1,642	34,377	32,735
Deaths	+ 21	1,484	1,463



Indigenous Nations Data

Hopi Tribe

Hopi Health Care Center Data	Difference in 13 days	10/24/21 KUYI Radio FB	10/11/21 KUYI Radio FB
Total Tested	+ 366	11,751	11,385
Negative Cases	+ 296	10,066	9,770
Positive Cases	+ 61	1,602	1,541
Hopi Tribal members (includes #s from Tuba Hospital)	+ 55	1,487	1,432



Indigenous Nations Update

• Navajo Nation

- Public Health Emergency Orders remain the same
- Health Advisory for 48 communities
- Implementation of ARPA funding
 - \$200M broadband
 - \$200M water and wastewater projects
 - \$160M powerlines

- \$140M bathroom additions
- \$80M housing
- \$220M Chapter projects
- \$80M educational initiatives
- \$80M wellness center/detox center/senior center/transition housing
- \$80M social services
- \$90M economic development
- \$20M tourism
- \$100M enterprises



Indigenous Nations Update



- Hopi Tribe
 - Continuing with third part of phased reopening

Council Questions

