

# COVID-19 Update





# Agenda



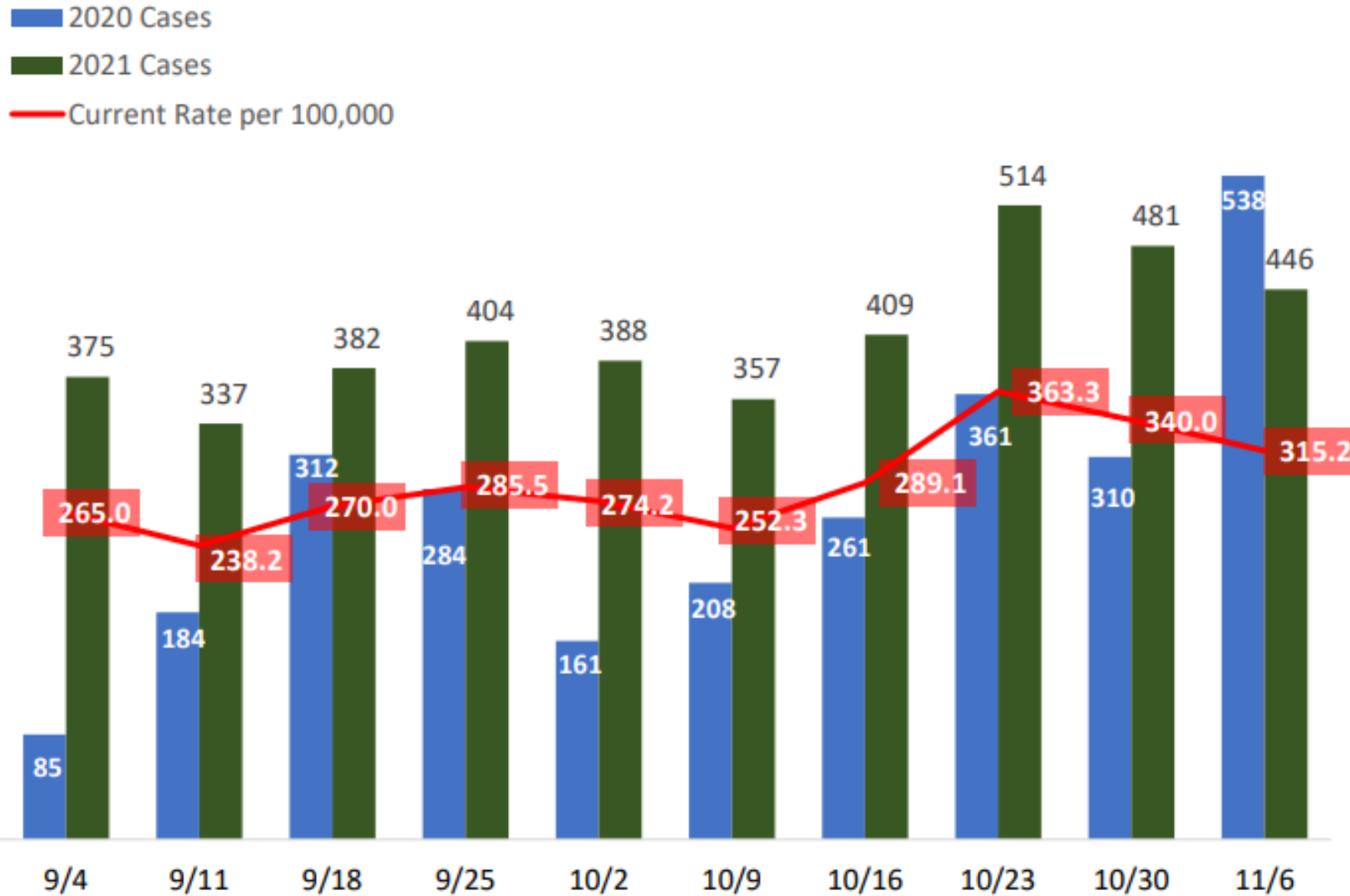
- The Data

- Coconino County Health and Human Services (CCHHS) dashboard
- Northern Arizona Healthcare (NAH) hospital census
- Navajo Nation
- Hopi Tribe

- Indigenous Nations Update

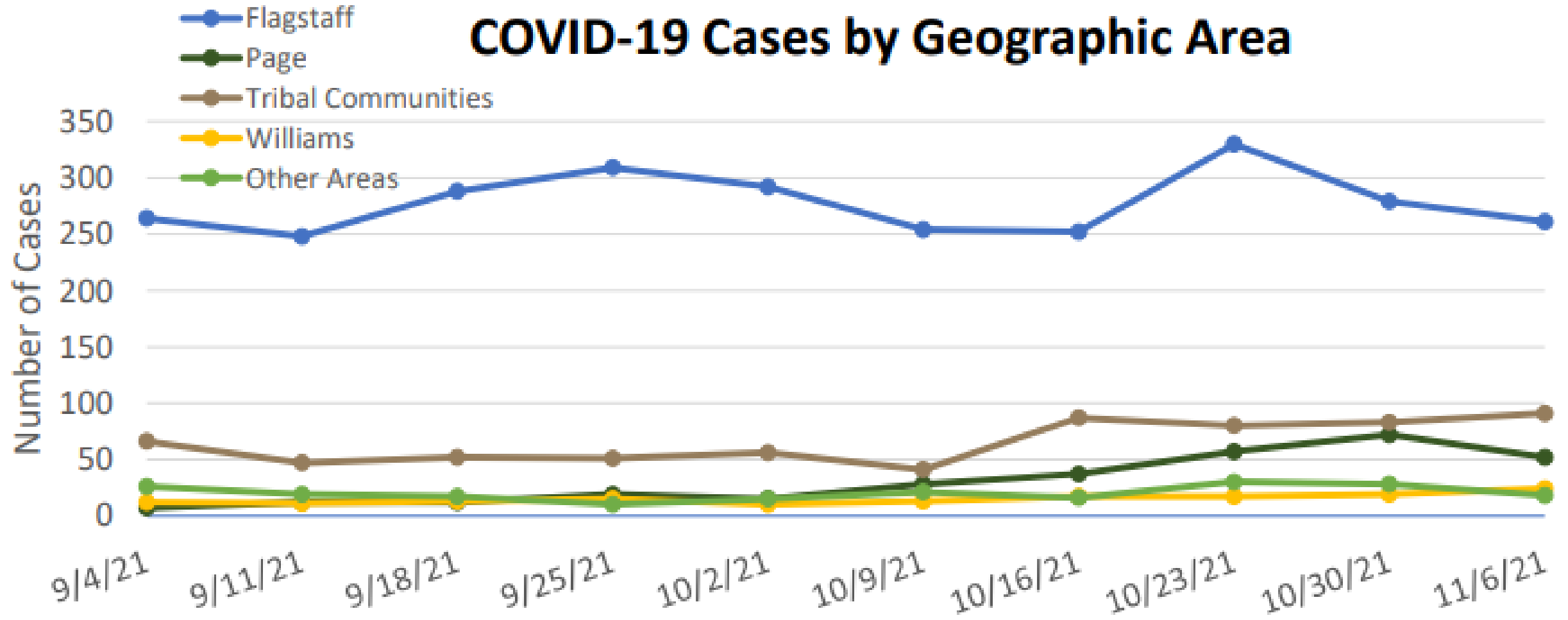


# CCHHS: COVID-19 Weekly Cases





# CCHHS: COVID-19 Weekly Cases



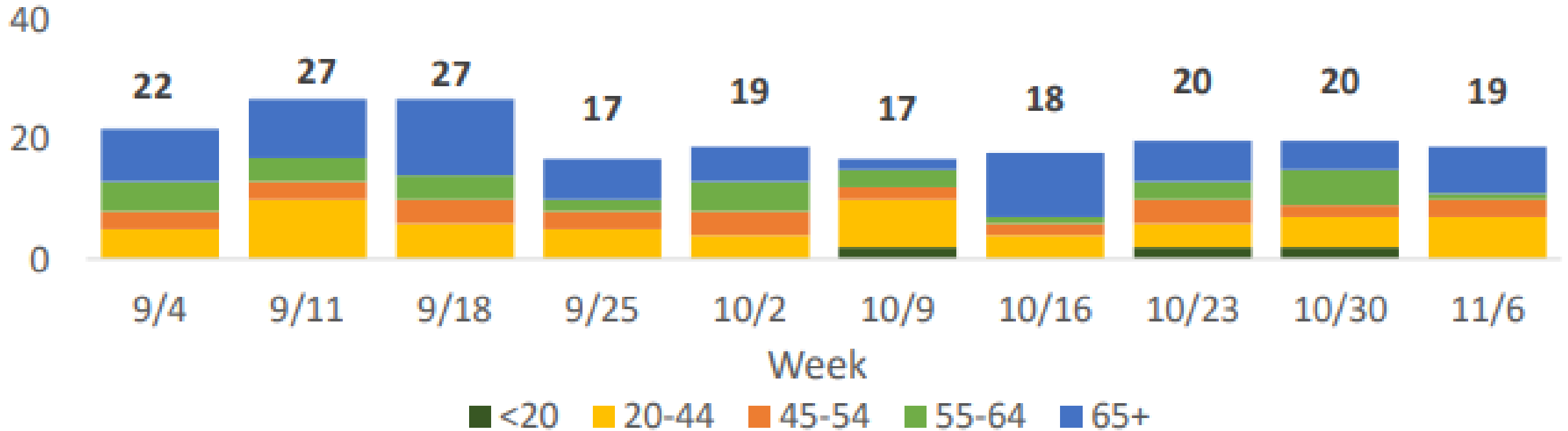


# CCHHS: Hospital Admissions



## Weekly Case Counts Among Coconino County Residents:

### Hospitalized Coconino COVID-19 Patients by Age

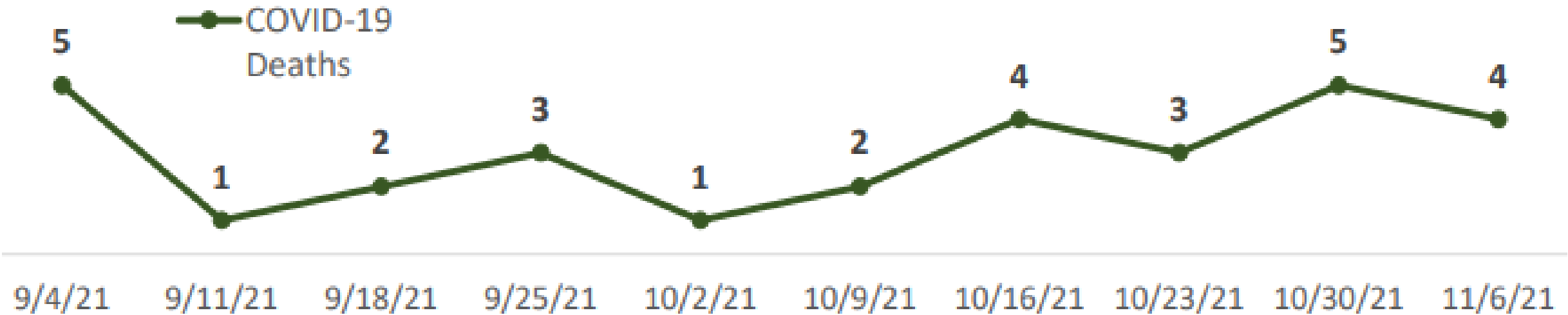




# CCHHS: COVID-19 Related Deaths



## Weekly COVID-19 Deaths Among Coconino County Residents:





# CCHHS: Community Transmission



## Community Transmission

- Coconino County has a current incidence rate of **315.2 per 100,000**, percent positivity of **7.6%**, and **COVID-19-Like-Illness incidence (CLI) of 7.3%\***.
- Coconino County is currently at a **High\*\*** level of community transmission.

Indicator	Low Transmission	Moderate Transmission	Substantial Transmission	High Transmission
Total new cases per 100,000 persons in the last 7 days	0-9	10-49	50-99	≥100
Percentage of PCR tests that are positive during the past 7 days	<5.0%	5.0% - 7.9%	8.0% - 9.9%	≥10.0%



# CCHHS: Community Vaccination

## Doses in Coconino

Total number of COVID-19 vaccine doses administered: **173,378**

Total number of COVID-19 vaccine doses ordered: **120,359**

Percent of COVID-19 vaccine doses utilized: **144.1%**

## People in Coconino

Total number of people who have received at least one dose of COVID-19: **91,617**

Percent of people vaccinated: **62.2%**

Number of people who are fully vaccinated against COVID-19: **74,864**



# CCHHS: Variants



## COVID-19 Variants:

### Total Variants Being Monitored\*\* and Variants of Concern\*\*\*



**\*\*Variants Being Monitored** include variants for which there are data indicating a potential or clear impact on approved or authorized medical countermeasures or that has been associated with more severe disease or increased transmission but are no longer detected or are circulating at very low levels in the U.S, and as such, do not pose a significant and imminent risk to public health in the U.S.

**\*\*\* Variants of Concern** include variants for which there is evidence of an increase in transmissibility, more severe disease (e.g., increased hospitalizations or deaths), significant reduction in neutralization by antibodies generated during previous infection or vaccination, reduced effectiveness of treatments or vaccines, or diagnostic detection failures.

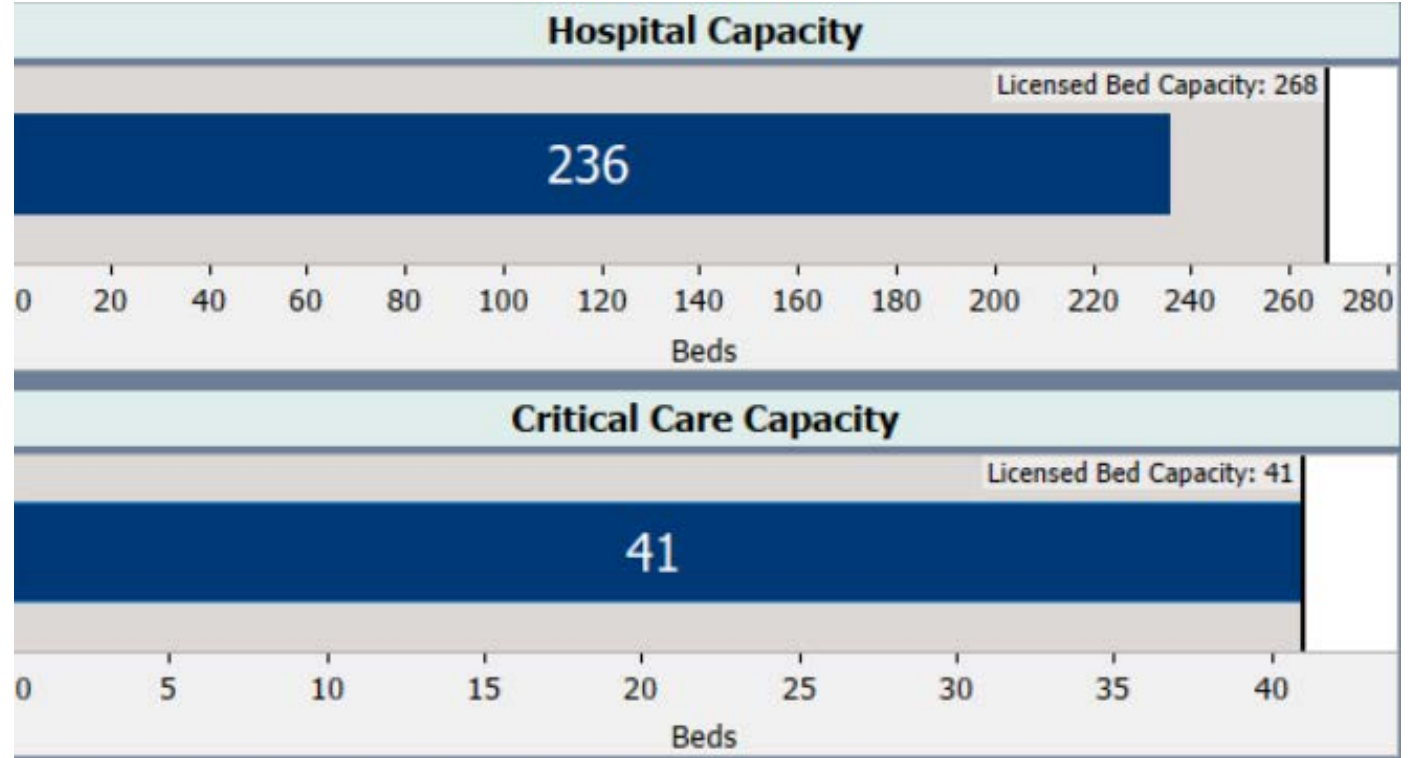
**For more information about SARS-CoV-2 variants, please visit the CDC webpage:**

[SARS-CoV-2 Variant Classifications and Definitions \(cdc.gov\)](https://www.cdc.gov/sars-cov-2/variant-classifications-and-definitions)



# NAH: Hospital Census

Flagstaff Medical Center Hospital Census	
<b>236</b>	
In House COVID-19 Patients	
Positive	Pending
<b>33</b>	<b>1</b>



Data as of November 12, 2021



# Indigenous Nations Data

## Navajo Nation

<b>NN Health Facilities Data</b>	<b>Difference in 12 days</b>	<b>Current Week 11/10/21</b>	<b>Previous Date 10/29/21</b>
Total Tested	+ 11,636	374,033	362,397
Negative Cases	+ 8,773	306,067	297,294
Confirmed Positive Cases	+ 1,084	37,737	36,653
Recoveries	+ 1,064	35,441	34,377
Deaths	+ 23	1,507	1,484



# Indigenous Nations Data

## Hopi Tribe

<b>Hopi Health Care Center Data</b>	<b>Difference in 9 days</b>	<b>11/2/21 KUYI Radio FB</b>	<b>10/24/21 KUYI Radio FB</b>
Total Tested	+ 230	11,981	11,751
Negative Cases	+ 161	10,227	10,066
Positive Cases	+ 30	1,632	1,602
Hopi Tribal members (includes #s from Tuba Hospital)	+ 43	1,530	1,487



# Indigenous Nations Update

- Navajo Nation

- COVID cases attributed to variant of concern
- Public Health Emergency Orders remain the same
- Health Advisory for 56 communities



# Indigenous Nations Update

- Hopi Tribe

- Announced FDA emergency use of Pfizer vaccine for children ages 5 and older
- Continuing with third part of phased reopening

# Council Questions

