

COVID-19 Update





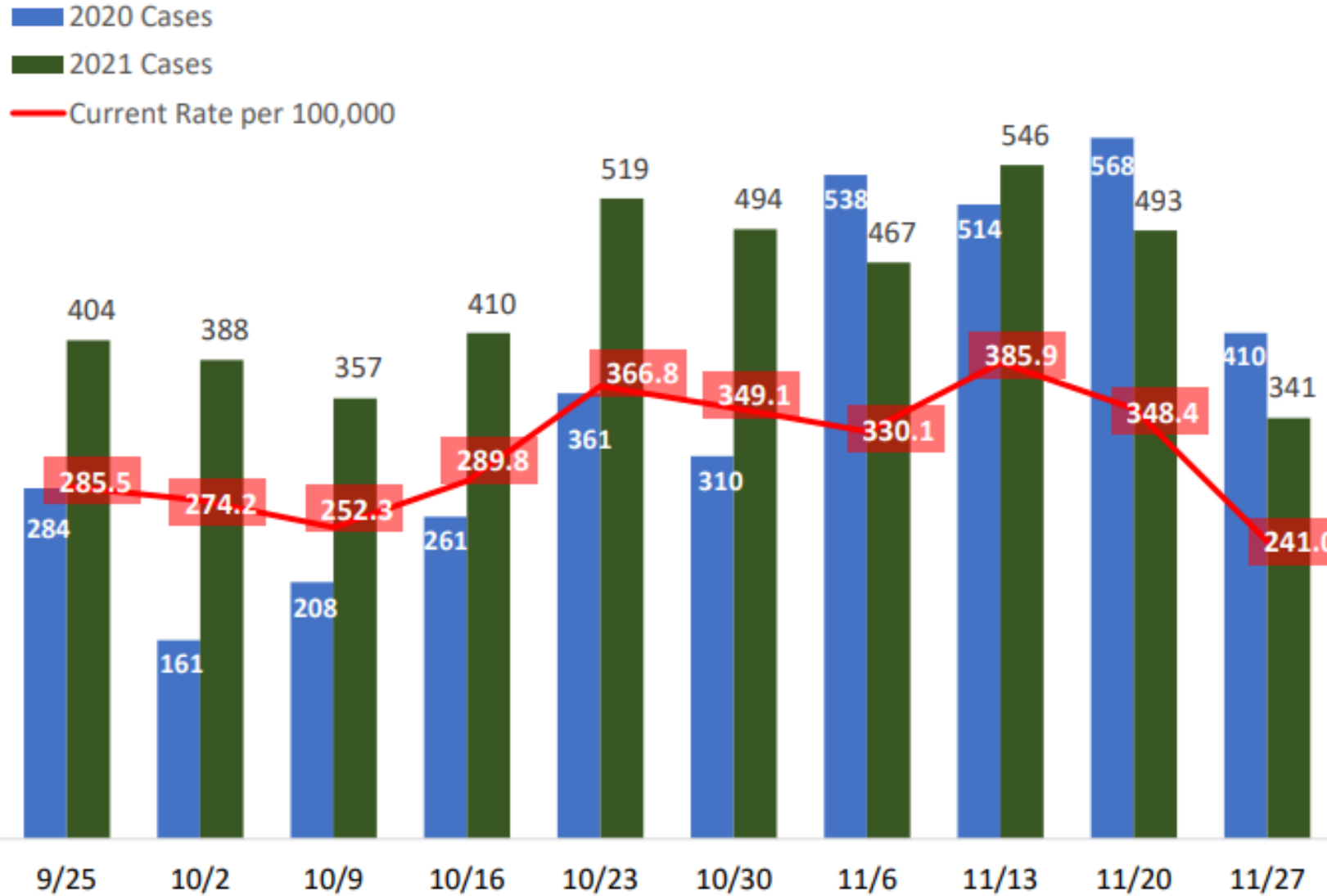
Agenda



- The Data
 - Coconino County Health and Human Services (CCHHS) dashboard
 - Northern Arizona Healthcare (NAH) hospital census
 - Navajo Nation
 - Hopi Tribe
- Indigenous Nations Update



CCHHS: COVID-19 Weekly Cases

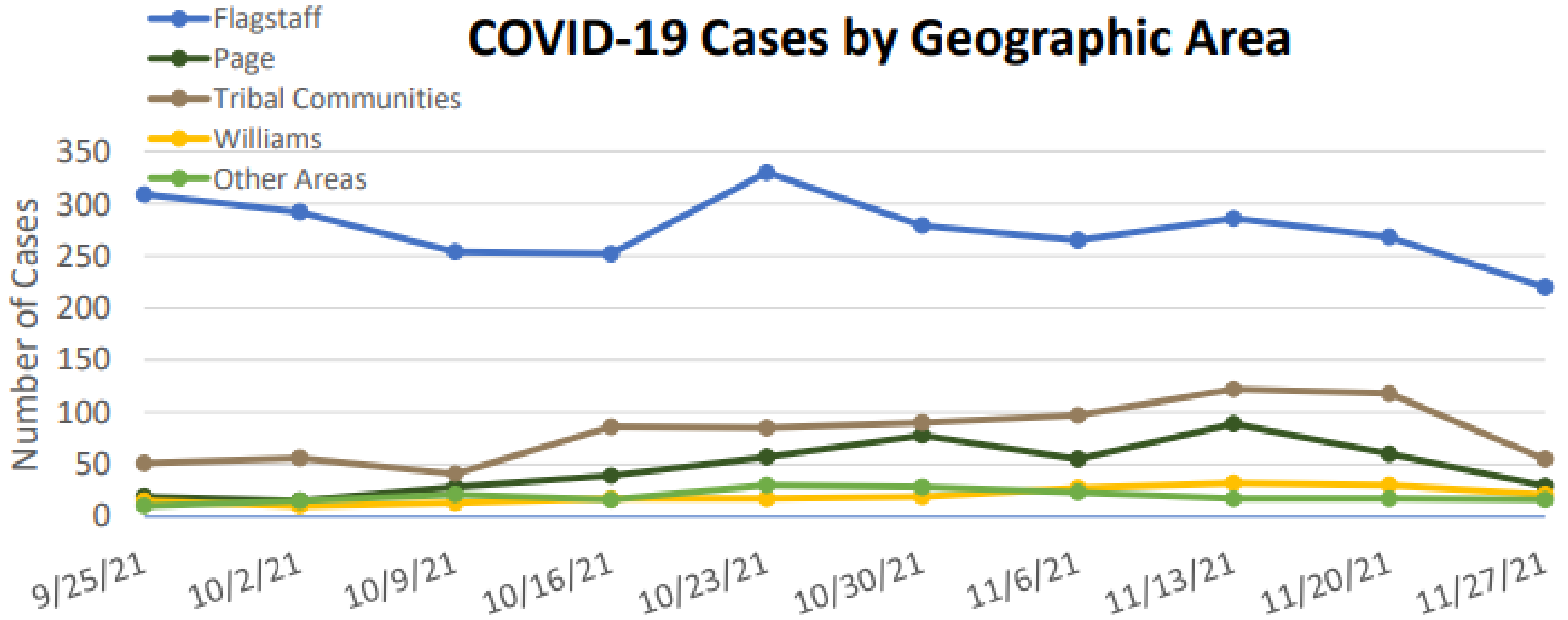




CCHHS: COVID-19 Weekly Cases



COVID-19 Cases by Geographic Area



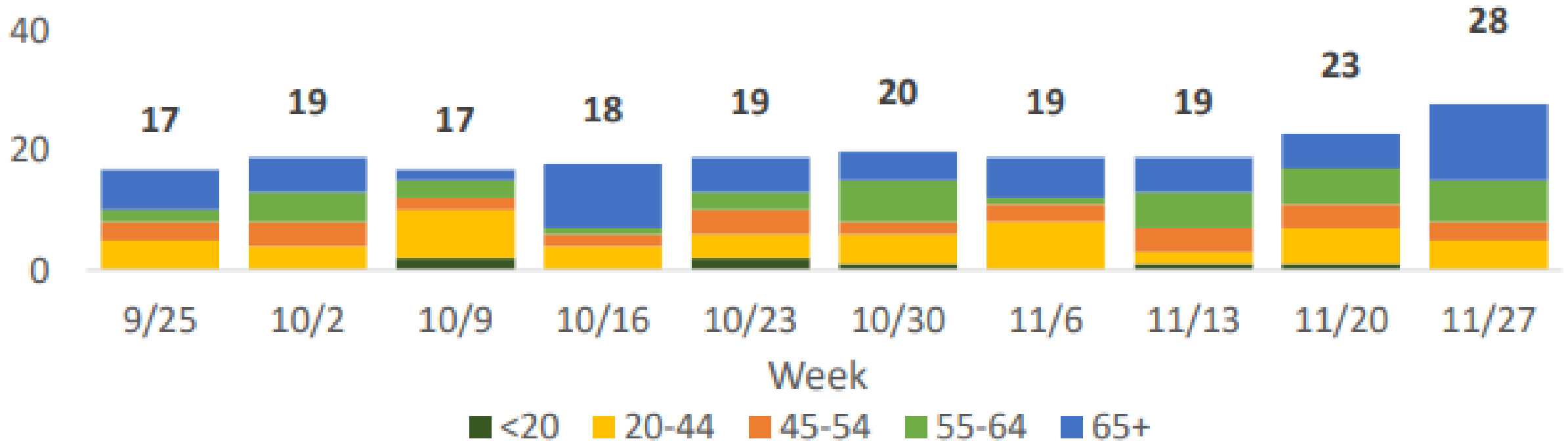


CCHHS: Hospital Admissions



Weekly Case Counts Among Coconino County Residents:

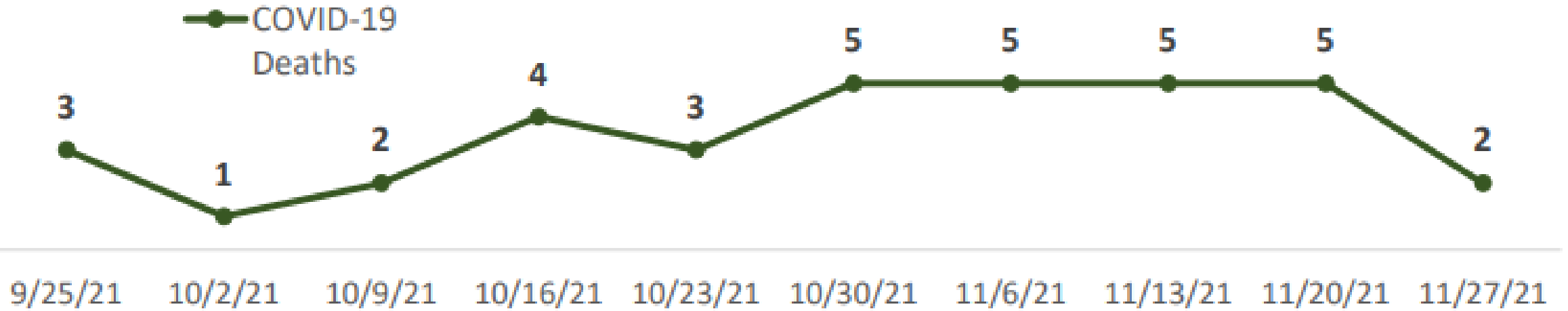
Hospitalized Coconino COVID-19 Patients by Age





CCHHS: COVID-19 Related Deaths

Weekly COVID-19 Deaths Among Coconino County Residents:





CCHHS: Community Transmission



Community Transmission

Coconino County is currently at a **High** ** level of community transmission.

Indicator	Low Transmission	Moderate Transmission	Substantial Transmission	High Transmission
Total new cases per 100,000 persons in the last 7 days	0-9	10-49	50-99	≥100
Percentage of PCR tests that are positive during the past 7 days	<5.0%	5.0% - 7.9%	8.0% - 9.9%	≥10.0%



CCHHS: Community Vaccination

Doses in Coconino

Total number of COVID-19 vaccine doses administered: **193,192**

Total number of doses reported yesterday: **727**

People in Coconino

Total number of **people** who have received at least one dose of COVID-19: **92,603**

Percent of **people** vaccinated: **62.9%**

Percent of *eligible* people vaccinated: **66.5%**

Number of people who are **fully** vaccinated against COVID-19: **81,438**

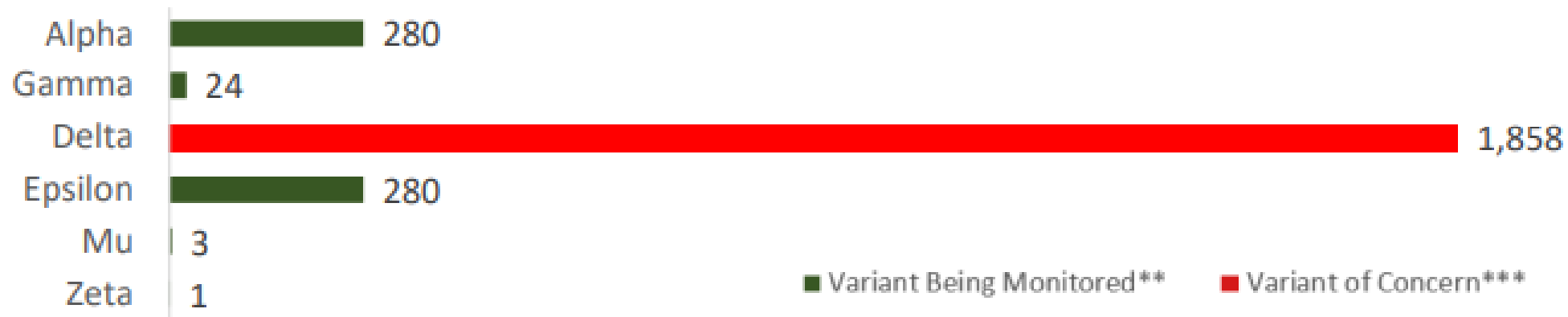


CCHHS: Variants



COVID-19 Variants:

Total Variants Being Monitored** and Variants of Concern***



***Variants Being Monitored include variants for which there are data indicating a potential or clear impact on approved or authorized medical countermeasures or that has been associated with more severe disease or increased transmission but are no longer detected or are circulating at very low levels in the U.S, and as such, do not pose a significant and imminent risk to public health in the U.S.*

**** Variants of Concern include variants for which there is evidence of an increase in transmissibility, more severe disease (e.g., increased hospitalizations or deaths), significant reduction in neutralization by antibodies generated during previous infection or vaccination, reduced effectiveness of treatments or vaccines, or diagnostic detection failures.*

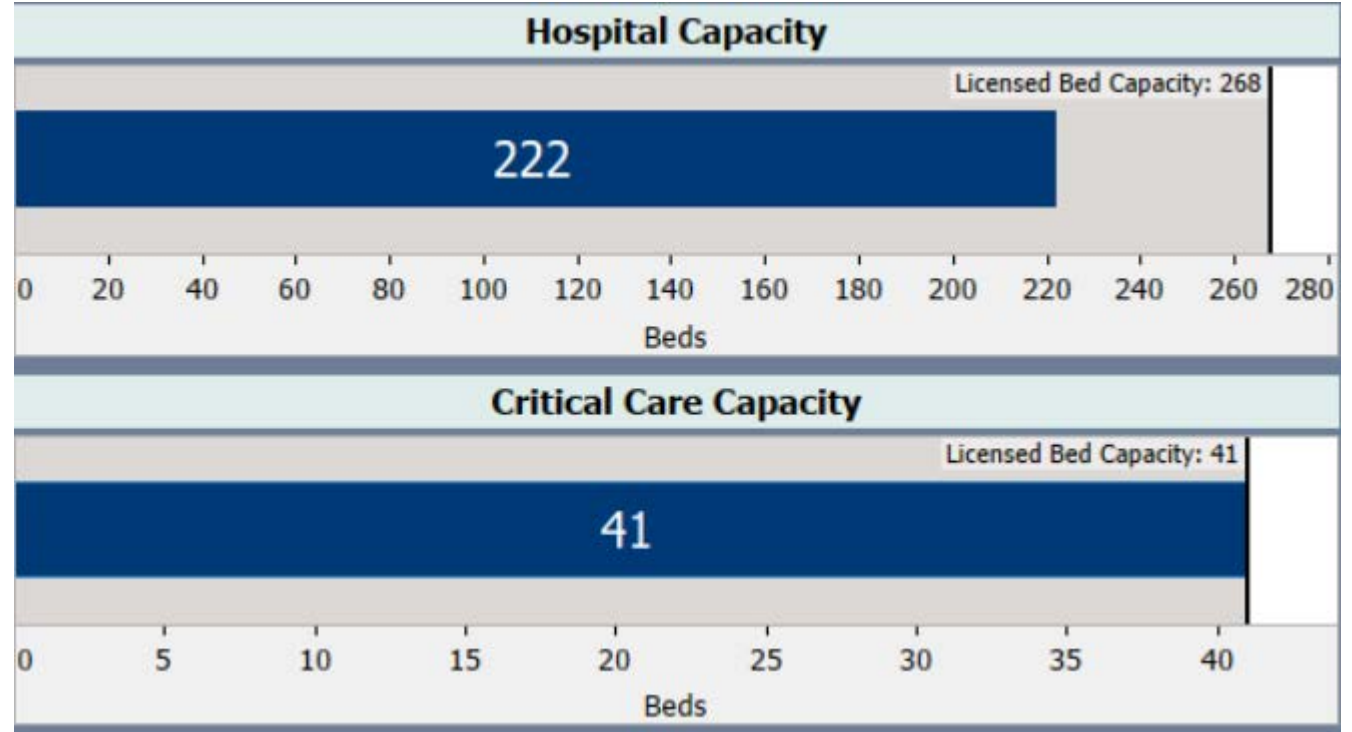
For more information about SARS-CoV-2 variants, please visit the CDC webpage:

[SARS-CoV-2 Variant Classifications and Definitions \(cdc.gov\)](https://www.cdc.gov/sars-cov-2/variants/)



NAH: Hospital Census

Flagstaff Medical Center Hospital Census	
222	
In House COVID-19 Patients	
Positive	Pending
48	



Data as of December 5, 2021



Indigenous Nations Data

Navajo Nation

NN Health Facilities Data	Difference in 21 days	Current Week 12/1/21	Previous Date 11/10/21
Total Tested	+ 22,329	396,362	374,033
Negative Cases	+ 17,662	323,729	306,067
Confirmed Positive Cases	+ 1,824	39,561	37,737
Recoveries	+ 2,063	37,504	35,441
Deaths	+ 35	1,542	1,507



Indigenous Nations Data

Hopi Tribe

Hopi Health Care Center Data	Difference in days	9 11/30/21 KUYI Radio FB	11/2/21 KUYI Radio FB
Total Tested	+		11,981
Negative Cases	+		10,227
Positive Cases	+ 10	1,642	1,632
Hopi Tribal members (includes #s from Tuba Hospital)	+		1,530



Indigenous Nations Update

- Navajo Nation

- COVID cases attributed to variant of concern
- Public Health Emergency Orders remain the same
- Health Advisory for 65 communities
- Issued health advisory about booster for ages 18 and older



Indigenous Nations Update

- Hopi Tribe

- Recommending vaccinations and boosters
- Continuing with third part of phased reopening
- COVID variant testing

Council Questions & Discussion

