



CITY COUNCIL - DIVISION INTRODUCTION

Public Works

MARCH 30, 2021



Overview of Public Works

Project Management – Adam Miele

Facilities Maintenance – Craig Smith

Fleet Services – Greg Conlin

Parks, Recreation, and Open Space – Rebecca Sayers

Solid Waste – Todd Hanson

Streets – Scott Overton



Project Management



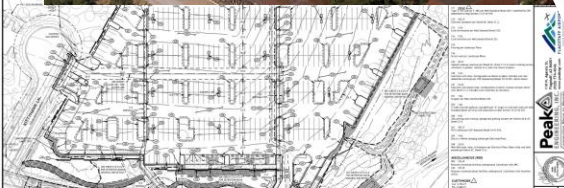
TEAM FLAGSTAFF
WE MAKE THE CITY BETTER



CITY OF FLAGSTAFF, ARIZONA
FLAGSTAFF STREET MAINTENANCE PROGRAM 2015
C.O.F. FILE NO. 01-19001
STREET IMPROVEMENTS (BUDGET) (048-06-162-3073-6-4433)
STREET IMPROVEMENTS (SALES TAX) (048-06-163-3321-6)
AIRPORT CRACK FILL (221-07-221-0884-0-4357)

CITY OF FLAGSTAFF, ARIZONA
FLAGSTAFF STREET MAINTENANCE PROGRAM 2019
C.O.F. FILE NO. 01-19001

CITY OF FLAGSTAFF
2020 STREET MAINTENANCE PROGRAM
C.O.F. PROJECT NUMBER 01-20001





Project Management


Recently Completed Projects



- Public Works - Core Services Maintenance Facility



- Pulliam Airport 3-21 mill and overlay and shoulder improvements



- Street Maintenance Projects 2015 - 2020

- Overflow parking at Pulliam Airport

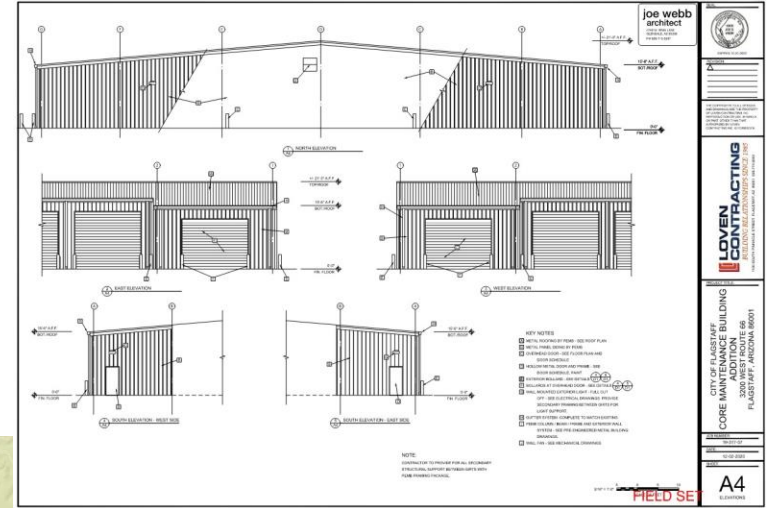
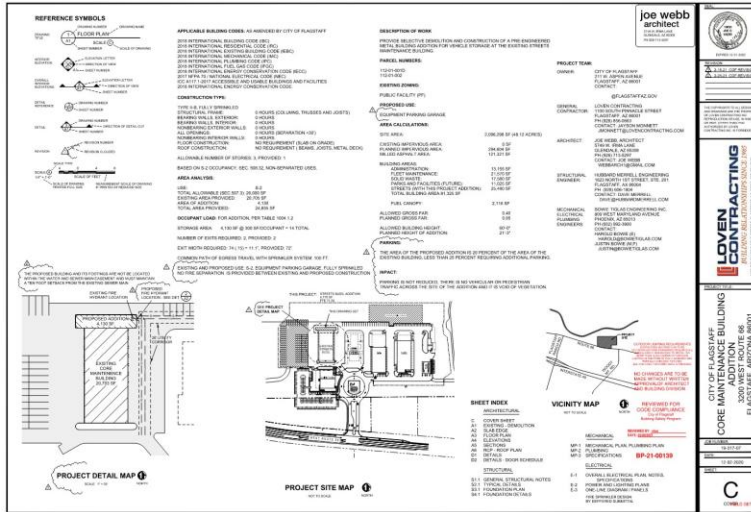


Project Management



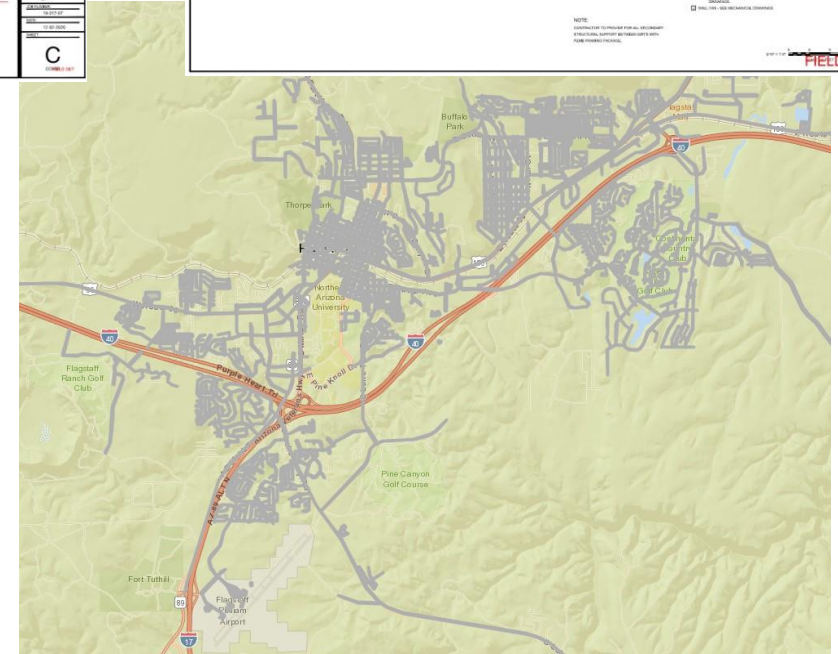
Current projects in development - Streets

- Sweeper Bay Improvements



- Street Maintenance projects

- Prop 406 (asphalt overlays)
 - 133.07 lane miles improved
 - Over 8.6 million square feet of asphalt placed
 - 152 roadway segments improved
- Highway User Roadway Fund (HURF) (chip seals)
 - 355.13 lane miles improved
 - Over 22.7 million square feet of surface treatment placed
 - 521 roadway segments improved

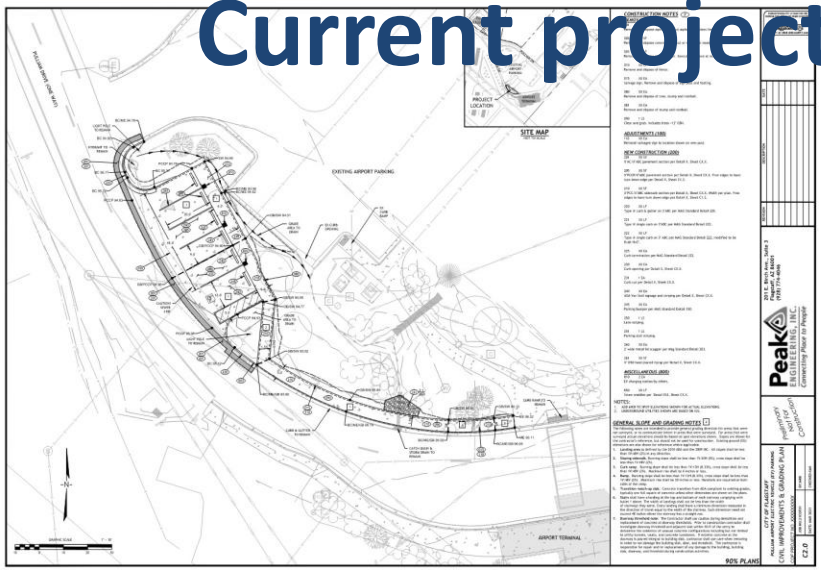




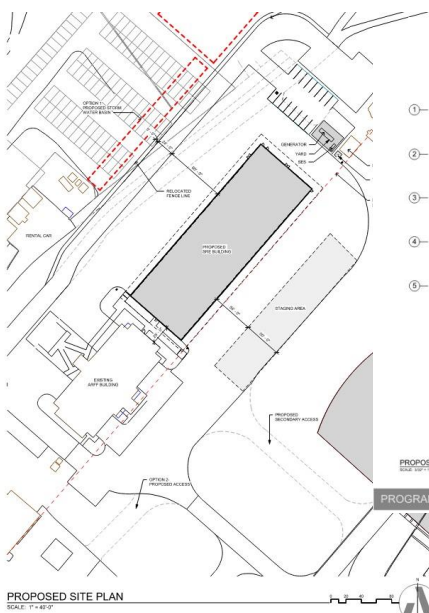
Project Management



Current projects in development - Airport



- Electric Vehicle Parking improvements
- Snow Removal Equipment Building - \$16M
- CARES Grant Funding (\$18.1 + \$1.44 = \$19.54)
 - Job Order Contractor - Delivery System
 - Horizontal Improvements
 - Vertical Improvements



PROPOSED FLOOR PLAN

PROGRAMMING FLOOR PLAN

Room	Area (sq ft)	Notes
101	10,000	Office
102	10,000	Office
103	10,000	Office
104	10,000	Office
105	10,000	Office
106	10,000	Office
107	10,000	Office
108	10,000	Office
109	10,000	Office
110	10,000	Office
111	10,000	Office
112	10,000	Office
113	10,000	Office
114	10,000	Office
115	10,000	Office
116	10,000	Office
117	10,000	Office
118	10,000	Office
119	10,000	Office
120	10,000	Office
121	10,000	Office
122	10,000	Office
123	10,000	Office
124	10,000	Office
125	10,000	Office
126	10,000	Office
127	10,000	Office
128	10,000	Office
129	10,000	Office
130	10,000	Office
131	10,000	Office
132	10,000	Office
133	10,000	Office
134	10,000	Office
135	10,000	Office
136	10,000	Office
137	10,000	Office
138	10,000	Office
139	10,000	Office
140	10,000	Office
141	10,000	Office
142	10,000	Office
143	10,000	Office
144	10,000	Office
145	10,000	Office
146	10,000	Office
147	10,000	Office
148	10,000	Office
149	10,000	Office
150	10,000	Office

APM ARCHITECTURE

SD.1

- Long-Term Parking Lot - \$4M
- Drainage Masterplan update
- Environmental Assessment

CITY OF FLAGSTAFF
PULLIAM AIRPORT OVERFLOW PARKING
FLAGSTAFF, AZ

T20N, RTE. NW CORNER OF SE QUARTER SECTION 5 GASRM

CIVIL IMPROVEMENTS SHEET INDEX

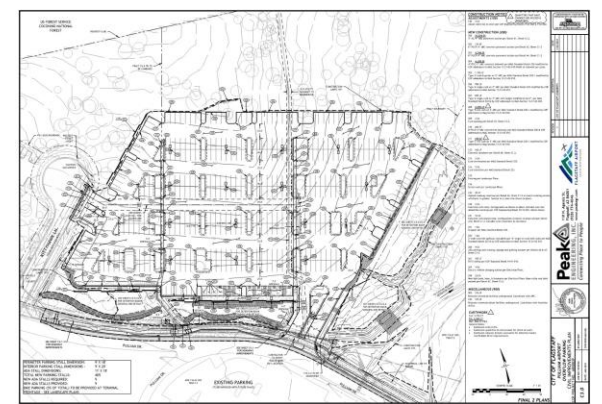
- C1.0 SCENE
- C1.1 NOTES & LEGEND
- C1.2 DETAILS
- C1.3 CIVIL IMPROVEMENTS
- C1.4 GRADE SECTION
- C1.5 STANDARD DETAILS
- C1.6 STANDARD DETAILS
- C1.7 STANDARD DETAILS
- C1.8 STANDARD DETAILS
- C1.9 STANDARD DETAILS
- C1.10 STANDARD DETAILS
- C1.11 STANDARD DETAILS
- C1.12 STANDARD DETAILS
- C1.13 STANDARD DETAILS
- C1.14 STANDARD DETAILS
- C1.15 STANDARD DETAILS
- C1.16 STANDARD DETAILS
- C1.17 STANDARD DETAILS
- C1.18 STANDARD DETAILS
- C1.19 STANDARD DETAILS
- C1.20 STANDARD DETAILS
- C1.21 STANDARD DETAILS
- C1.22 STANDARD DETAILS
- C1.23 STANDARD DETAILS
- C1.24 STANDARD DETAILS
- C1.25 STANDARD DETAILS
- C1.26 STANDARD DETAILS
- C1.27 STANDARD DETAILS
- C1.28 STANDARD DETAILS
- C1.29 STANDARD DETAILS
- C1.30 STANDARD DETAILS
- C1.31 STANDARD DETAILS
- C1.32 STANDARD DETAILS
- C1.33 STANDARD DETAILS
- C1.34 STANDARD DETAILS
- C1.35 STANDARD DETAILS
- C1.36 STANDARD DETAILS
- C1.37 STANDARD DETAILS
- C1.38 STANDARD DETAILS
- C1.39 STANDARD DETAILS
- C1.40 STANDARD DETAILS
- C1.41 STANDARD DETAILS
- C1.42 STANDARD DETAILS
- C1.43 STANDARD DETAILS
- C1.44 STANDARD DETAILS
- C1.45 STANDARD DETAILS
- C1.46 STANDARD DETAILS
- C1.47 STANDARD DETAILS
- C1.48 STANDARD DETAILS
- C1.49 STANDARD DETAILS
- C1.50 STANDARD DETAILS

CITY OF FLAGSTAFF APPROVALS

CITY ENGINEER APPROVAL

UTILITY ACKNOWLEDGMENTS

PROPOSED SITE PLAN





Facilities Maintenance



The Facilities Maintenance Team provides a safe, functional, and aesthetic work environment and maximizes resources through maintenance of all City buildings in a safe and efficient manner for all users.

Overall building maintenance/upkeep of all city facilities.

- 938,000 square feet of unique building types
- 94 buildings and structures
- 11 skilled trade employees





Facilities Maintenance

Roles and Services

- Delivering quality maintenance service with professional skill, a friendly attitude, and creative problem-solving best practices.
- Utilizing sound planning and organization of our work.
- Adapting to the changing needs of our organization.
- Supporting Sustainability Programs and the Climate Action and Adaptation Plan.





Facilities Maintenance

Building Maintenance

- **Building Inspections and Assessments**

- City buildings inspected on a regular schedule based on age, size, user type, and construction used to develop repair estimates, schedules and work orders along with the long-range capital replacement planning.

- **Maintenance Program**

- City staff support; Electrical, Flooring, General HVAC, Moving/Relocations, Painting, Plumbing, Pool System Operation, Preventative Maintenance, Records, Storage, Roofing, Security/Locksmith and overall upkeep.
- The City of Flagstaff currently contracts with local custodial vendors.





Facilities Maintenance



Recent work program efforts -

- Construction/commissioning/relocation support for new Courthouse facility.
- Replacement of primary cooling system for the City's Main Library and Aquaplex.
- Completed engineering designs for replacement of City Hall/City Main Library hot water boiler systems with 95% high efficiency units and system controls.
- Continued support for the COVID-19 enhanced cleaning/disinfecting protocols as directed by the CDC and Coconino County Health Department.
- Major roof repair at City Hall addressing the chronic leaking in the main lobby.



Facilities Maintenance



Coming Soon -
Facilities Advisory Committee



Fleet Management/Fleet Services




Fleet Management Committe

- **PURPOSE/POLICY:** Together with City Leadership, the Fleet Management Committee shall establish policies, procedures and best practices designed to meet the operational needs of the City and operate the fleet under its control at the most effective and efficient cost per mile for the life of the vehicle and that there is sound justification for retaining or replacing them.
- To support the use of clean, energy-efficient vehicles that align with the City's Climate Action and Adaptation Plan.
- **BUDGET:** General Fund capital equipment \$765,000.00.
Enterprise Divisions budget capital from revenue.






Fleet Management/Fleet Services



CURRENT FLEET-688 VEHICLES & EQUIPMENT	
DESCRIPTION	QUANTITY
Trucks over 1.5 Tons	66
Sedans and Motorcycles	49
Vans	8
Light Duty Trucks and SUV's	229
Fire Apparatus	26
Refuse Trucks	32
Heavy Equipment	64
Miscellaneous Construction Equipment	40
Trailers	62
Miscellaneous Welders, Generators, etc.	112






Fleet Management/Fleet Services

Fleet Services

- Budget: \$1,145,871.00
- Full time employees: 15
- Parts/Supplies Inventory: \$289,145.
- Fuel Dispensed Fiscal 20-21:
 - Unleaded 149,221 gallons
 - Diesel 267,918 gallons
 - Electricity 5390.898 KWH
(676.5 gal saved)





Fleet Management/Fleet Services



Accomplishments

- COVID response (to date, no staff contracted)
- ChargePoint EV charging stations
- Introduced Telematics
- State of the art fuel management system
- Remained almost fully staffed, despite highly competitive employment environment
- Staff holds 49 ASE and EVT certificates

STAY, PLAY DISTANCE & MASK RESPONSIBLY
discoverflagstaff.com

4 FULL ELECTRIC VEHICLES
28 HYBRID VEHICLES SO FAR

ELECTRIC FIRE ENGINE

Unit Status	Total Product Levels	Active Trouble Codes
Synchronized See All Units	01 6,333 / 10,000 gal 02 14,922 / 20,000 gal 03 200 / 400 gal See Facilities	No Codes Exist See Codes
Unit Messages No Messages Exist See All Messages		Data Processing Errors No Errors Exist See All Errors

What's next?



- Continue investment in Staff's education and certification
- Partner with City Section, APS and ChargePoint, expanding EV charging station access
- Continue to expand use of Telematics to over 125 vehicles and equipment
- Spearhead research and investment in new EV and plug in hybrid equipment



Parks, Recreation, and Open Space



Enhancing our community through people, parks, and programs





Parks, Recreation, and Open Space



Budgets

Parks	
BBB Rec Fund	\$1,600,000
General Fund	\$1,966,642
Total	\$3,566,642

Recreation	
BBB Rec Fund	\$1,000,000
General Fund	\$3,051,973
Total	\$4,051,973

Open Space	
General Fund	\$125,151

Personnel

Parks	
Full time employees	27.00
Temp/Contract employees	7.67
Total	34.67

Recreation	
Full time employees	20.50
Temporary employees	38.68
Total	59.18

Open Space	
Full time employees	1.00
Americorps VISTA	1.00



Parks



TEAM FLAGSTAFF
WE MAKE THE CITY BETTER





Parks



Accomplishments

- COVID response
- Greenhouse Pilot Project
 - Pollinator starter plants
- Expanded Use of Rights of Way (EUROW) Team
 - Heritage Square tables and gazebos
- Completion of deferred maintenance projects

What's next?

- Thorpe Park Annex public engagement and planning
- Phoenix Suns/APS Rebound project at Ponderosa Park
- Focus on Flagstaff Urban Trail System for accessibility and inclusion





Recreation



TEAM FLAGSTAFF
WE MAKE THE CITY BETTER





Recreation



Accomplishments

- Continued meal service at Joe C. Montoya
 - Drive through and delivery
- COVID pivot to online programming and cross training
- Halloween drive through event with Libraries

What's next?

- Safely reopen recreation centers and reintroduce events
- Outdoor recreation focus
- Continue virtual programs
 - Wellness
 - Fitness
 - Arts and crafts
 - Mindfulness





Open Space



TEAM FLAGSTAFF
WE MAKE THE CITY BETTER





Open Space

Accomplishments

- Invasive plant management project at Picture Canyon
- McMillan Mesa graffiti and litter removal



- Picture Canyon self-guided tour and map

What's next?

- Re-start tours and education programs
- Complete the McMillan Mesa rezone
- McMillan Mesa invasive tree project (grant)
- Observatory Mesa trail planning



Solid Waste



Section Overview

- **Mission:**

- To provide the community with affordable, efficient, and sustainable comprehensive solid waste solutions
- The Solid Waste Section is part of the Public Works Division. Programs include collection of garbage and recycling from residential, commercial and City Facilities, operating the City owned Cinder Lake Landfill, Hazardous Products Center, and oversight of the Materials Recovery Facility (MRF) operated by Norton Environmental.
- Operates as an Enterprise Fund
- 47 FTE
- FY 21-22 Budget Revenue \$14m
- FY 21-22 Base Budget Expenditures \$13.7m



Solid Waste

Solid Waste Collection

- **Residential Trash/ Recycle Collection**
- The residential collection program is responsible for servicing over 19,000 homes per week.
- Approximately 14,500 tons of trash and 3,800 tons of recyclables were collected last year.
- Exploring electrification of collection vehicles. Diesel Emissions Reduction Act Grant opportunities.





Solid Waste



Solid Waste Collection

• Bulky Trash Collection

- This program is responsible for the curbside collection of household bulky items as well as tree limbs, yard waste, etc.
- The work is performed by 3 trucks with 2 operators each during peak volume. The trucks are loaded by hand and with an articulated loader. This program collects approximately 4,700 tons of material annually.





Solid Waste

Solid Waste Collection

- **Commercial Trash/Recycle Collection and Roll-Off**
- This program collects trash and recyclables from approximately 1,300 accounts generating 26,500 tons of trash and 3,800 tons of recyclables per year.
- Two Roll-Off trucks operate daily and Saturdays upon approved requests.
 - Deliver and remove 20,30 and 40 cubic yard boxes for debris disposal.





Solid Waste



Landfill





Solid Waste



Landfill

Landfill Overview

- Opened in 1965, The Cinder Lake Landfill is the only permitted landfill within Coconino County and is considered a Regional Sanitary Landfill.
- 284 acres of operating space 343 acres total
- In 2020 the landfill accepted approximately 98,000 tons. The daily disposal rate is approximately 315 tons per day
- Staff ensures the maximum life of the Landfill now estimated at 2063 vs the previous estimate of 2049 only two years ago. Ongoing efficiencies and further life of Landfill achievements are anticipated.





Solid Waste



Landfill

Current and future projects

- Begin Landfill Cell D Construction
- Landfill Road Reconstruction and Infrastructure including 3 phase power, water and future fiber optics
- Initiate planning for the closure of the current active cells at the Landfill (estimate of 2025-2027). Planning includes:
 - Use of closed area (solar array, wind turbines, biogas generation, etc.)





Solid Waste



Hazardous Products Center

- 3 employees trained to properly handle and process the materials the center takes in.
- The HPC accepts approximately 173 tons of household hazardous waste from County and City residents and business every year.
- The HPC staff also collect material from several City sponsored drop-off events throughout the year.





Solid Waste



Hazardous Products Center





Solid Waste



Materials Recovery Facility

- The City of Flagstaff contracts with Norton Environmental Inc. to operate the Materials Recovery Facility (MRF).
- The facility processes approximately 8,500 tons of material annually.
- The current agreement began in December 1997 and expires September 2023.





Streets



The Streets Section is responsible for the maintenance and operation of our complete transportation network -

- 700 Lane miles of roadway, 16 miles of alley and dirt roads
- 270 miles of sidewalk
- 45 signalized intersections, 3,600 streetlights
- 15,000 signs
- Hundreds of miles of line striping and markings
- Highway User Revenue Funds (HURF) 5M+
- 31 Skilled Employees assigned to 4 main programs



Streets



Roadway Maintenance - Asphalt, Concrete and Grading





Streets

Signalized Intersections and Streetlighting Program -






Streets



Signs and Markings Program-





Streets



Street Sweeping, Debris Removal and Vegetation Work





Streets

Snow Operations-

- ALL Streets Employees, cross trained operators and external temporary operators.





Streets



Specialized Snow Operations-





Streets



Special Projects and Emergency Response -





Thank you

