

COVID-19 Update





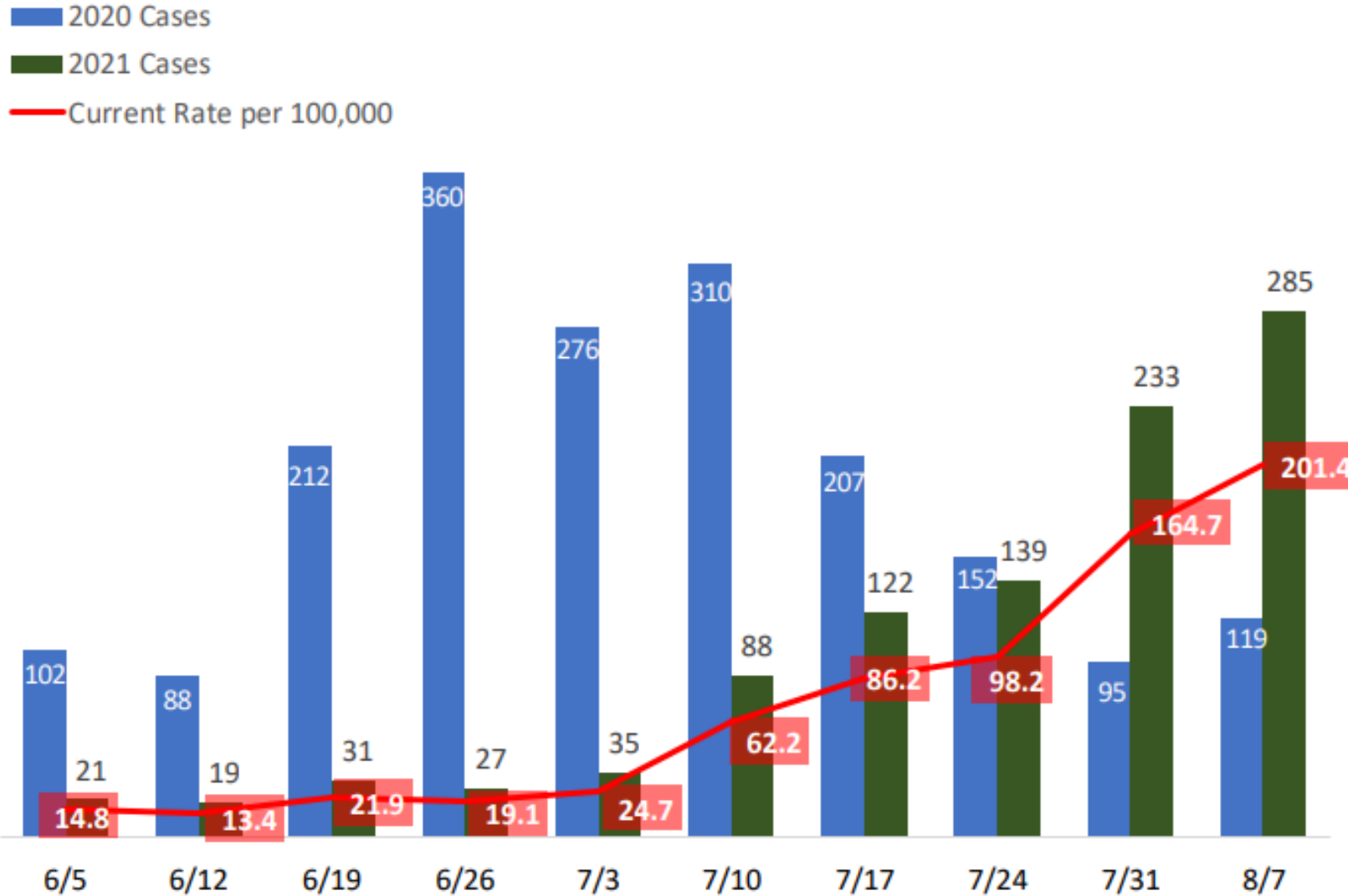
Agenda



- Recent COVID data
- Council Meeting format
- Vaccination Incentives
- Discussion



CCHHS: COVID-19 Weekly Cases

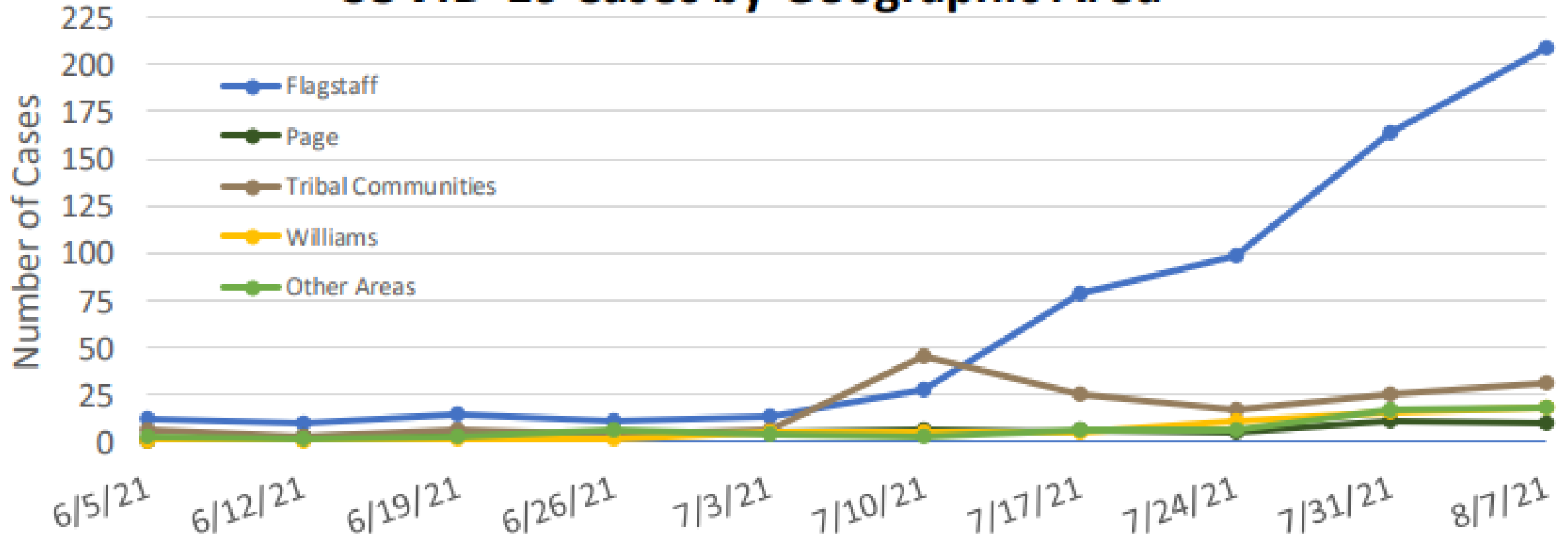




CCHHS: COVID-19 Weekly Cases



COVID-19 Cases by Geographic Area

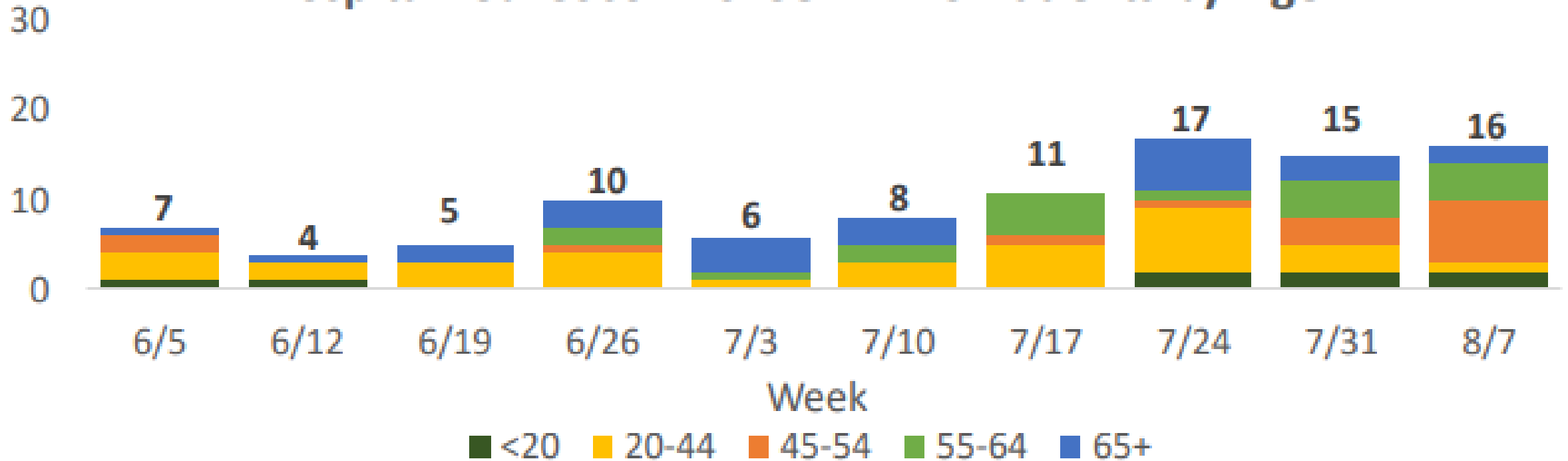




CCHHS: Hospital Admissions

Weekly Case Counts Among Coconino County Residents:

Hospitalized Coconino COVID-19 Patients by Age

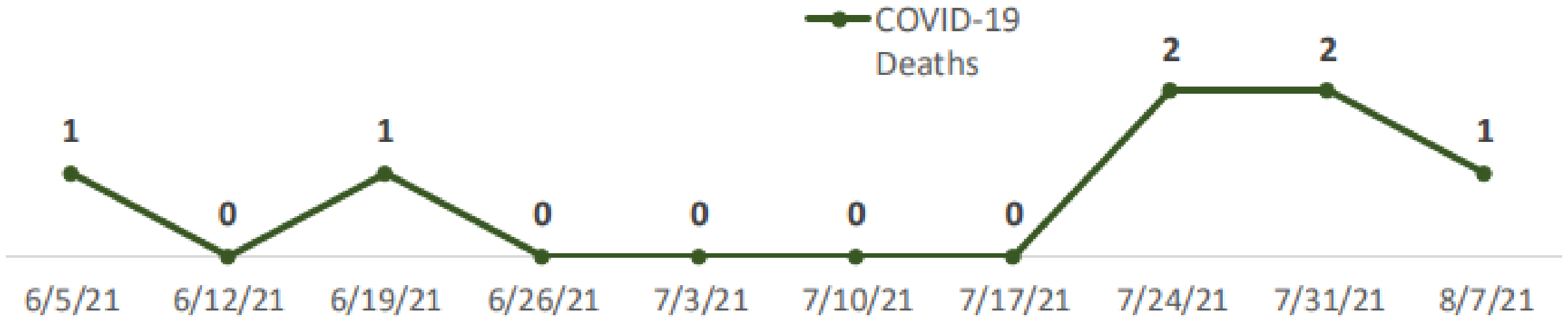




CCHHS: COVID-19 Related Deaths



Weekly COVID-19 Deaths Among Coconino County Residents:





CCHHS: Community Transmission



Community Transmission

- Coconino County has a current **incidence rate of 201.4 per 100,000, percent positivity of 9.0%***, and **COVID-19-Like-Illness incidence (CLI) of 3.8%****.
- Coconino County is currently at a **High***** level of community transmission.

Indicator	Low Transmission	Moderate Transmission	Substantial Transmission	High Transmission
Total new cases per 100,000 persons in the last 7 days	0-9	10-49	50-99	≥100
Percentage of PCR tests that are positive during the past 7 days	<5.0%	5.0% - 7.9%	8.0% - 9.9%	≥10.0%



CCHHS: Community Vaccination

Doses in Coconino

Total number of COVID-19 vaccine doses administered:	148,592
Total number of COVID-19 vaccine doses ordered:	97,508
Percent of COVID-19 vaccine doses utilized:	152.4%

People in Coconino

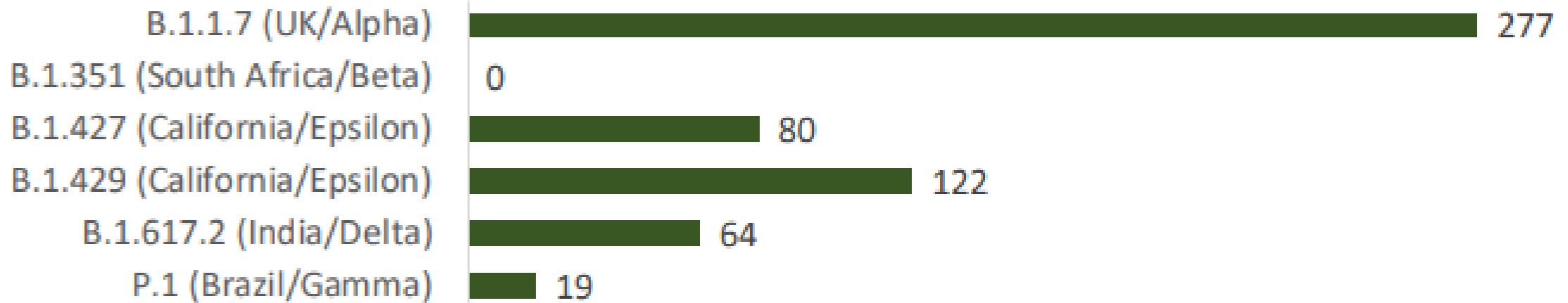
Total number of people who have received at least one dose of COVID-19	81,721
Percent of people vaccinated:	55.5%
Number of people who are fully vaccinated against COVID-19:	70,988



CCHHS: Variants



Coconino County Total Variants of Concern**



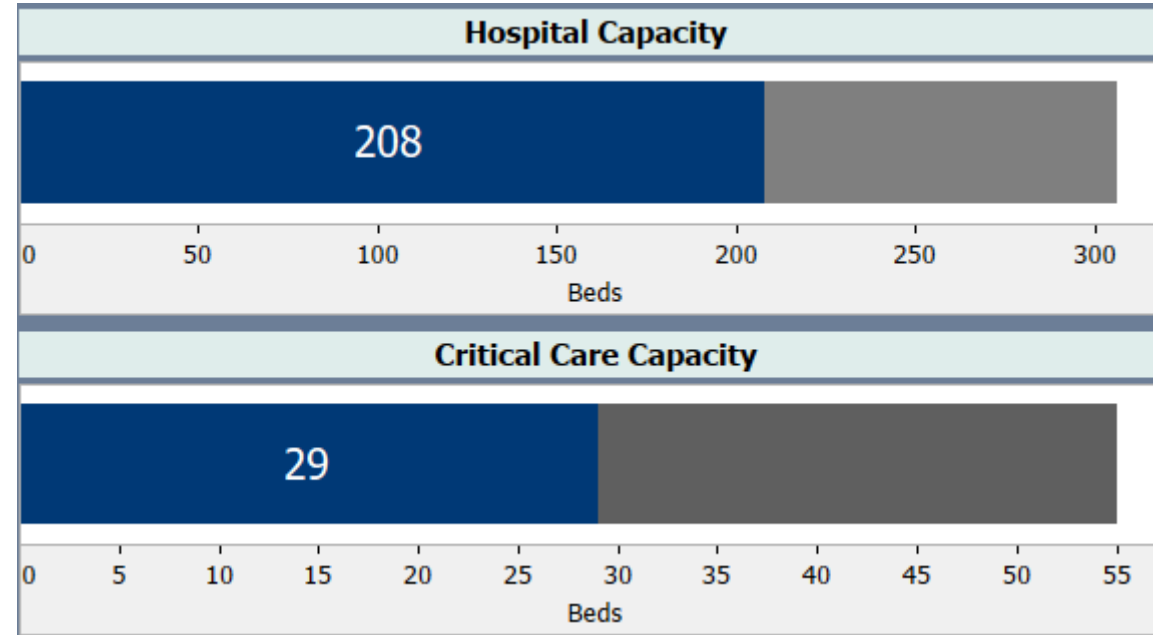
****A variant for which there is evidence of an increase in transmissibility, more severe disease (e.g., increased hospitalizations or deaths), reduced effectiveness of treatments or vaccines, or diagnostic detection failures as defined by the CDC. Current data suggest that COVID-19 vaccines authorized for use in the United States offer protection against variants currently spreading in Coconino County.**



NAH: Hospital Census



Flagstaff Medical Center Hospital Census	
208	
In House COVID-19 Patients	
Positive	Pending
25	1



Data as of August 13, 2021



Council Meeting Format

- Hybrid option: supports attendance in person or remotely
- Virtual option: attendance would be remote
- Public participation would improve in both options



Vaccination Incentives Funding

American Rescue Plan

- Cash or in-kind incentives for vaccination are eligible
- Motivates individuals to get vaccinated earlier
- Benefit of public health



Vaccination Incentive Examples

Louisiana

- Identified where highest number of COVID cases existed
- Set up events in that area of community at Recreation Centers
- Paid first 250 people who attended event



Vaccination Incentive Examples

Ohio

- Cash incentive to address 30% decline in vaccinations
- Set up events in identified neighborhoods to address health equity gap
- Door-to-door education
- People available to answer questions or concerns
- Offered \$100 Visa gift card with first dose with verification
- 7,000 vaccinations in 5 weeks
- 55% of those who attended were “black and brown”



Vaccination Incentive Examples

New York

- Began with in-kind donations in value of \$15-\$50 (e.g. tickets) provided 5% increase in vaccinations
- Contest for prizes in value of \$250-\$2,500 (e.g. memberships) increased 5% a little more
- Referral bonus program of \$100 per person to organization
 - 600 organizations participating
 - 5,000 referrals
 - 35,000 incentives remaining



Vaccination Incentive Examples

New York continued

- \$100 vaccine incentive to NY residents
 - Incentive provided with first dose
 - Verifying vaccination status in registry
 - 20,000 participants in one week
 - Gift cards provided virtually, mailed or pick up locations
 - Vaccine required to dine in restaurants



Vaccination Incentives Next Steps



- Exploring potential partnership opportunities with Coconino County
- City Council discussion on American Rescue Plan funding on September 7th

Council Questions & Discussion

