

COVID-19 Update





Agenda



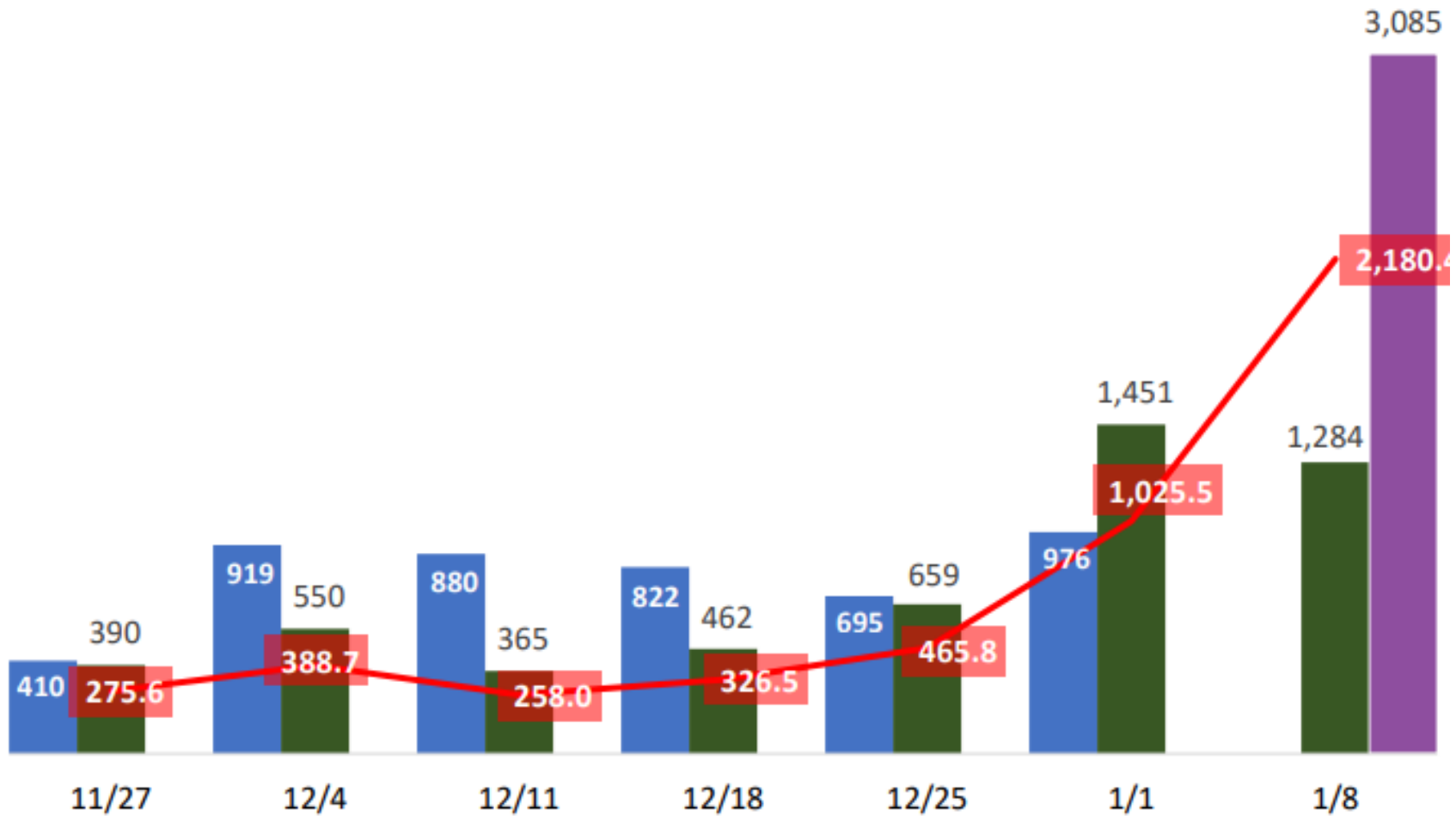
- The Data
 - Coconino County Health and Human Services (CCHHS) dashboard
 - Northern Arizona Healthcare (NAH) hospital census
 - Navajo Nation
 - Hopi Tribe
- Indigenous Nations Update



CCHHS: COVID-19 Weekly Cases



2020 Cases 2021 Cases 2022 Cases Current Rate per 100,000



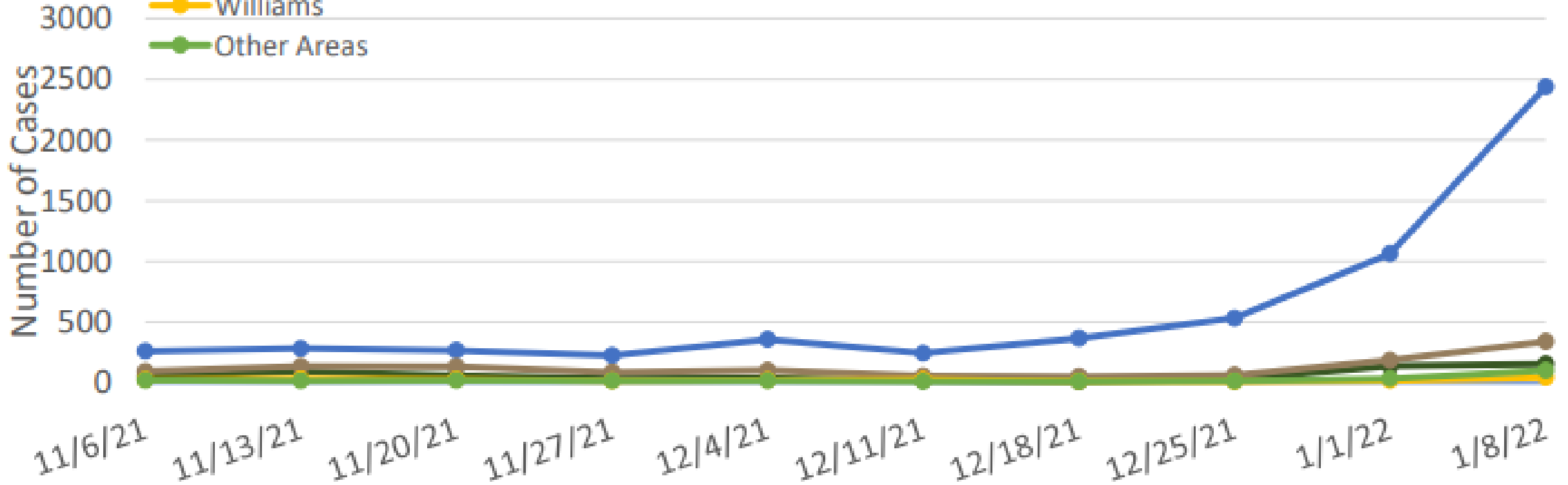


CCHHS: COVID-19 Weekly Cases



- Flagstaff
- Page
- Tribal Communities
- Williams
- Other Areas

COVID-19 Cases by Geographic Area



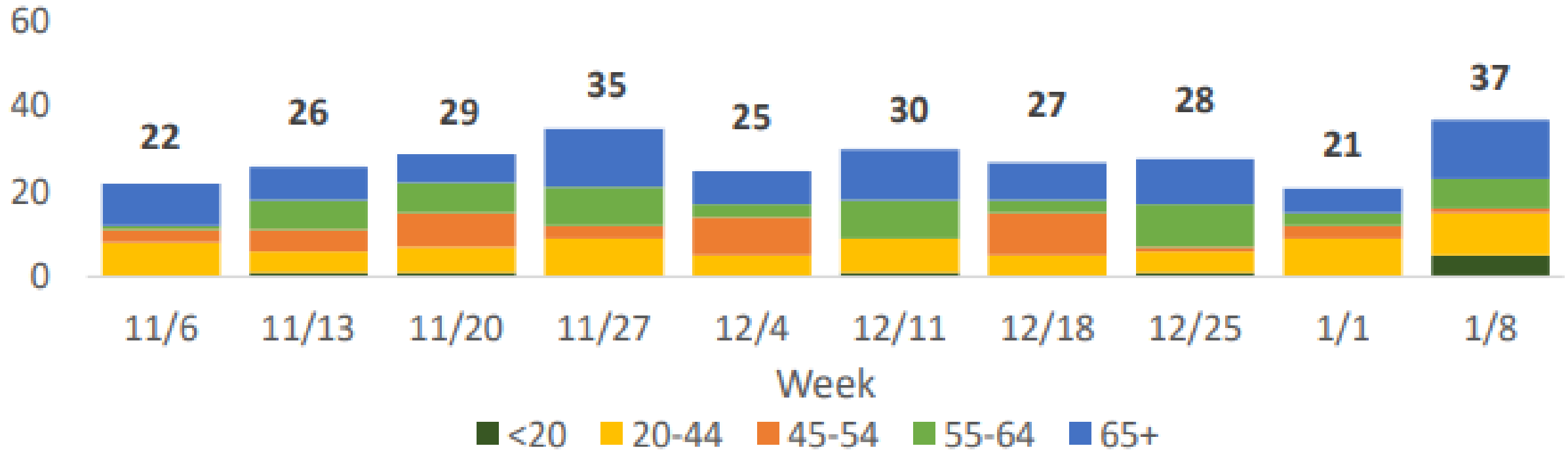


CCHHS: Hospital Admissions



Weekly Case Counts Among Coconino County Residents:

Hospitalized Coconino COVID-19 Patients by Age

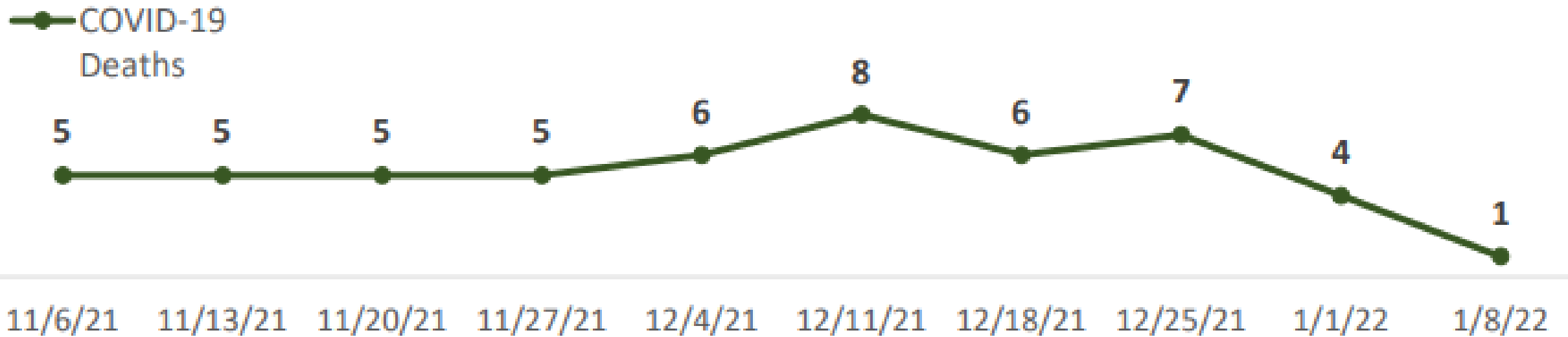




CCHHS: COVID-19 Related Deaths



Weekly COVID-19 Deaths Among Coconino County Residents:





CCHHS: Community Transmission



Community Transmission

Coconino County is currently at a **High** ** level of community transmission.

Indicator	Low Transmission	Moderate Transmission	Substantial Transmission	High Transmission
Total new cases per 100,000 persons in the last 7 days	0-9	10-49	50-99	≥100
Percentage of PCR tests that are positive during the past 7 days	<5.0%	5.0% - 7.9%	8.0% - 9.9%	≥10.0%



CCHHS: Community Vaccination

Doses in Coconino

Total number of COVID-19 vaccine doses administered: **217,222**

Total number of doses reported yesterday: **287**

People in Coconino

Total number of people who have received at least one dose of COVID-19: **97,764**

Percent of people vaccinated: **66.4%**

Percent of *eligible* people vaccinated: **70.3%**

Number of people who are fully vaccinated against COVID-19: **85,718**

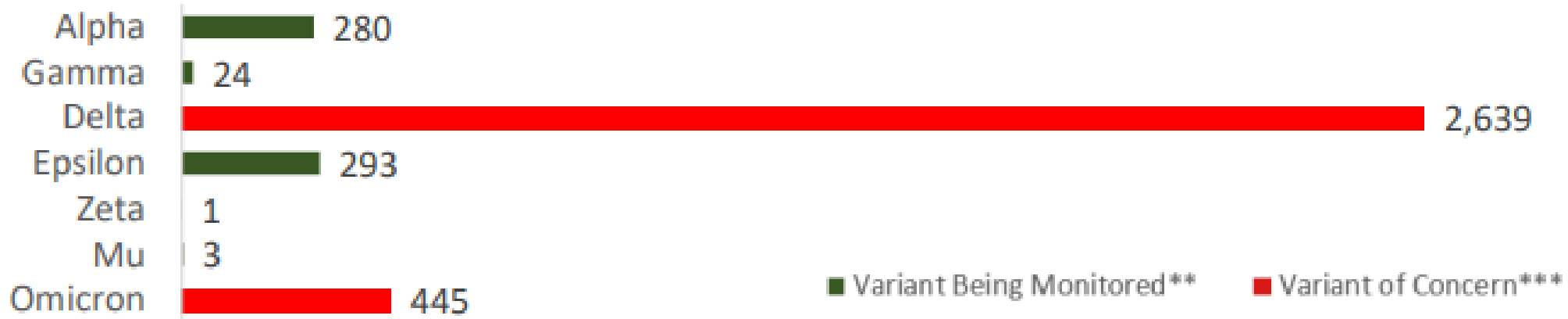


CCHHS: Variants



COVID-19 Variants:

Total Variants Being Monitored** and Variants of Concern***



****Variants Being Monitored** include variants for which there are data indicating a potential or clear impact on approved or authorized medical countermeasures or that has been associated with more severe disease or increased transmission but are no longer detected or are circulating at very low levels in the U.S, and as such, do not pose a significant and imminent risk to public health in the U.S.

***** Variants of Concern** include variants for which there is evidence of an increase in transmissibility, more severe disease (e.g., increased hospitalizations or deaths), significant reduction in neutralization by antibodies generated during previous infection or vaccination, reduced effectiveness of treatments or vaccines, or diagnostic detection failures.

For more information about SARS-CoV-2 variants, please visit the CDC webpage:

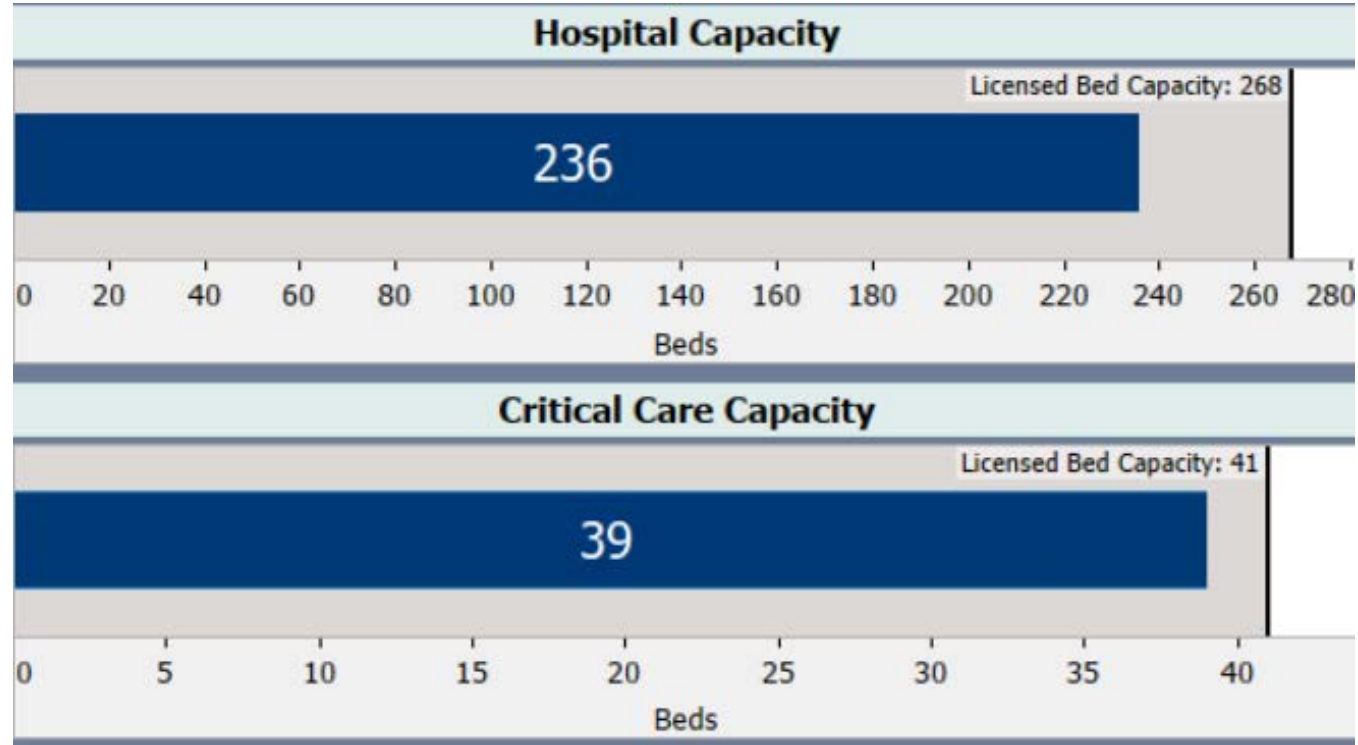
[SARS-CoV-2 Variant Classifications and Definitions \(cdc.gov\)](https://www.cdc.gov/sars-cov-2/variant-classifications-and-definitions)



NAH: Hospital Census



Flagstaff Medical Center Hospital Census	
236	
In House COVID-19 Patients	
Positive	Pending
60	3



Data as of January 18, 2021



Indigenous Nations Data

Navajo Nation

NN Health Facilities Data	Difference in 44 days	Current Week 1/13/22	Previous Date 12/1/21
Total Tested	+ 43,479	439,841	396,362
Negative Cases	+ 30,194	353,923	323,729
Confirmed Positive Cases	+ 4,813	44,374	39,561
Recoveries	+ 2,797	40,301	37,504
Deaths	+ 57	1,599	1,542



Indigenous Nations Update

Hopi Tribe

- 279 active Covid-19 cases (last 14 days)
- 146 active Covid-19 cases (last 7 days)
- 81.99% total Reservation vaccinated
- 90.91% total eligible vaccinated



Indigenous Nations Update

- Navajo Nation

- COVID cases attributed to variant of concern
 - 1,250 Delta variant
 - 81 Epsilon
 - 19 Omicron
- 72.5% of eligible individuals vaccinated
- Public Health Emergency Order declared red status for schools and remains at orange status for businesses
- Navajo Nation employee vaccine and testing requirements
- Health Advisory for 42 communities



Indigenous Nations Update



- Hopi Tribe

- Continuing with third part of phased reopening
- Hopi Emergency Relief Fund Services

Council Questions & Discussion

