



COVID-19 Update

Dashboard Update





Agenda



- Sharing CCHHS Information
- The Data
 - Coconino County Health and Human Services (CCHHS) dashboard
 - Northern Arizona Healthcare (NAH) hospital census
 - Navajo Nation
 - Hopi Tribe
- Indigenous Nations Update



Sharing CCHHS Information



FREE AT-HOME COVID-19 TESTS

Every home in the U.S. is eligible to order 4 free at-home COVID-19 tests. The tests are completely free. Orders will usually ship in 7-12 days.



For more information visit: covidtests.gov

COCONINO COUNTY ARIZONA
Health & Human Services

Coconino County Health and Human Services

17h · 🌐

Free Covid-19 tests are now available to order online through the U.S. Government. Every home in the U.S. is eligible to order 4 at-home COVID-19 tests. The tests are completely free. Orders will usually ship in 7-12 days. The tests are over the counter antigen tests and deliver results within 30 minutes. No lab drop off is necessary. For more information on the free Covid-19 test program, visit: <https://bit.ly/3qEgukR>. For other testing options in Coconino County visit <https://bit.ly/3292kie>.

If you or anyone in your household is experiencing COVID-19 symptoms, or has been exposed to COVID-19, please follow the CDC quarantine guidelines at <https://bit.ly/33PLd5q>

Protect yourself, friends, family, and others - stay up to date on COVID-19 vaccinations, wear a well-fitted mask when gathering indoors, and social distance when possible.

Your sofa is waiting for you.



COVID-19 cases are rising.
When feeling sick, please, stay home.
For more information visit: coconino.az.gov/covid19

COCONINO COUNTY ARIZONA
Health & Human Services

Coconino County Health and Human Services

January 20 at 9:51 AM · 🌐

🛋️ Your sofa is waiting for you. If you are feeling sick, please stay home. Seek medical attention if symptoms worsen.

For up-to-date COVID-19 information, please visit <https://bit.ly/3fpNgiE>

**NEW CHANGES
FLAGSTAFF MALL
COVID-19
VACCINATION SITE**

Wednesdays and Fridays
Hours: 11 AM -1 PM and 2 - 5 PM

Vaccinations: All Ages 5+
Boosters: Ages 12+

For more info visit:
www.coconino.az.gov/2580/COVID-19-Vaccination-Locations

COCONINO COUNTY ARIZONA
Health & Human Services

Coconino County Health and Human Services

1h · 🌐

The CCHHS COVID-19 vaccination site - Flagstaff Mall

FRIDAY JAN 28, 2022

Adults 18+ and Children 5-17: 11 a.m. – 1 p.m. and 2 p.m. -5 p.m.

Please note a change in ages for Wednesday's and Friday's COVID-19 vaccination clinic at the Flagstaff Mall. Both adults and children may be vaccinated beginning at 11 am. If you have a vaccine card please bring it with you.

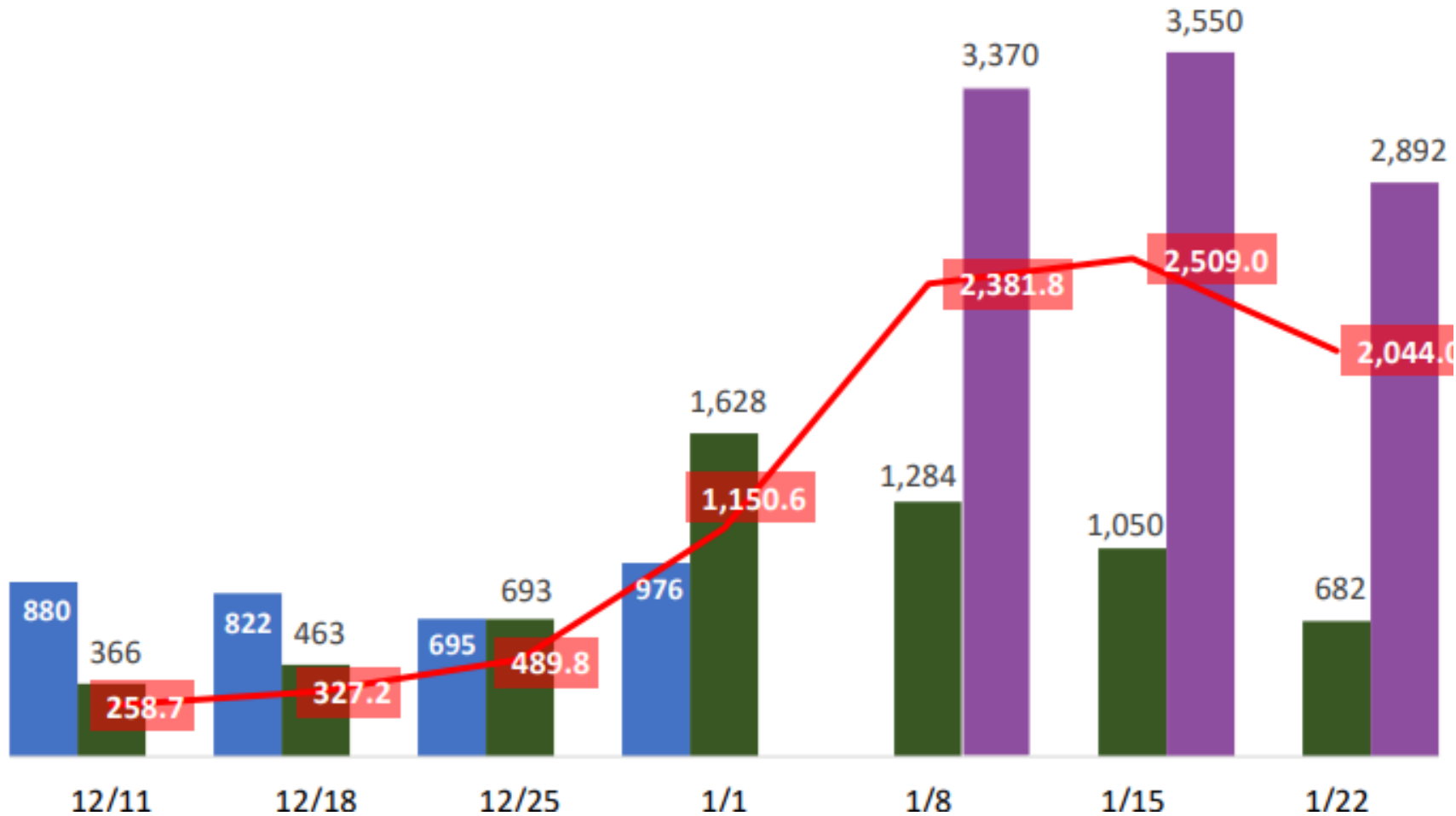
No appointment is needed. A guardian must accompany a child receiving the vaccine. Masks are required at the vaccine site. Pfizer Booster doses are available for all eligible individuals 12 years and older. Moderna and J&J Booster doses are available for 18+. More information at <https://bit.ly/36hOFUS>



CCHHS: COVID-19 Weekly Cases

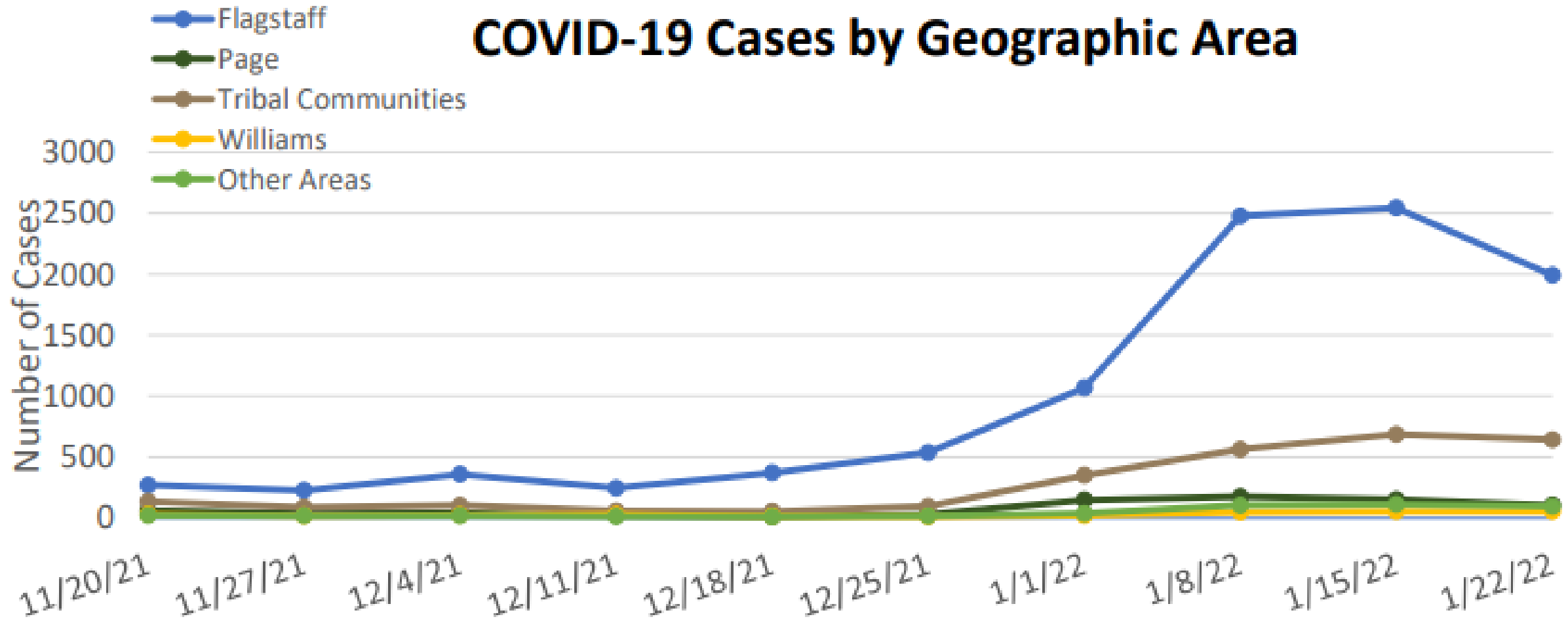


2020 Cases 2021 Cases 2022 Cases Current Rate per 100,000





CCHHS: COVID-19 Weekly Cases



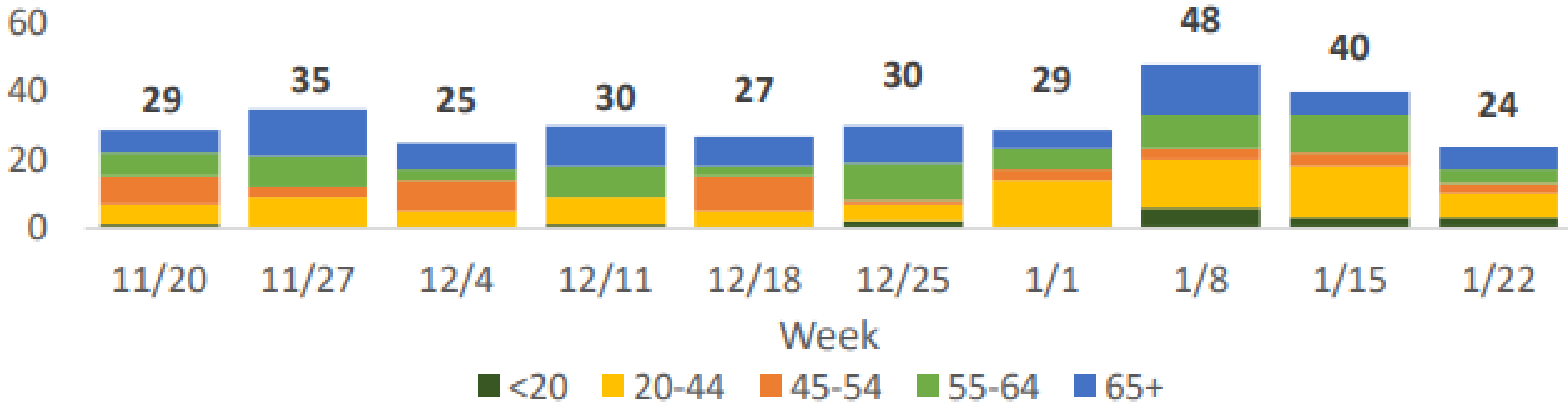


CCHHS: Hospital Admissions



Weekly Case Counts Among Coconino County Residents:

Hospitalized Coconino COVID-19 Patients by Age



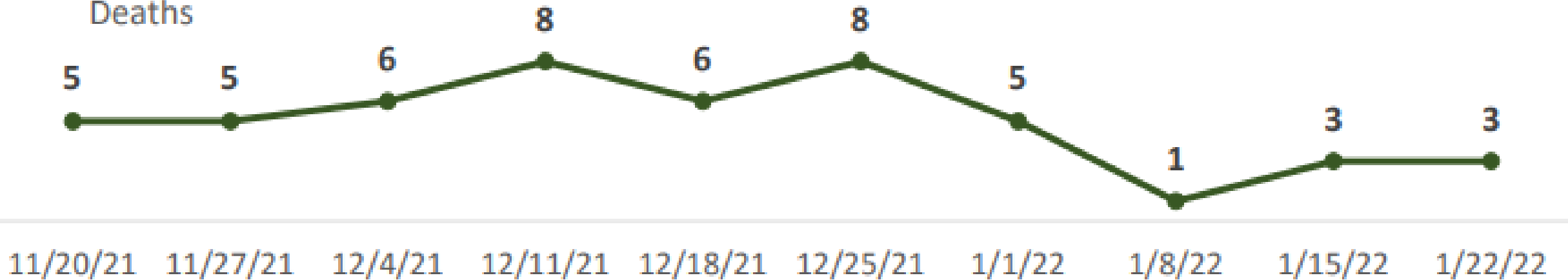


CCHHS: COVID-19 Related Deaths



Weekly COVID-19 Deaths Among Coconino County Residents:

—●— COVID-19
Deaths





CCHHS: Community Transmission



Cases Reported Week 3 (January 16, 2022 - January 22, 2022):

2,892
Positive
Cases

69%
Not Fully
Vaccinated

2,044.0
Rate per
100,000

30.4%
Positivity
Yield

18.9%
COVID-Like
Illness**

Community Transmission

Coconino County is currently at a **High**** level of community transmission.

Indicator	Low Transmission	Moderate Transmission	Substantial Transmission	High Transmission
Total new cases per 100,000 persons in the last 7 days	0-9	10-49	50-99	≥100
Percentage of PCR tests that are positive during the past 7 days	<5.0%	5.0% - 7.9%	8.0% - 9.9%	≥10.0%



CCHHS: Community Vaccination

Doses in Coconino

People in Coconino

Total number of COVID-19 vaccine doses administered: **232,165**

Total number of **people** who have received at least one dose of COVID-19: **98,978**

Total number of doses reported yesterday: **247**

Percent of **people** vaccinated: **67.2%**

Percent of *eligible* people vaccinated: **71.1%**

Number of people who are **fully** vaccinated against COVID-19: **86,873**

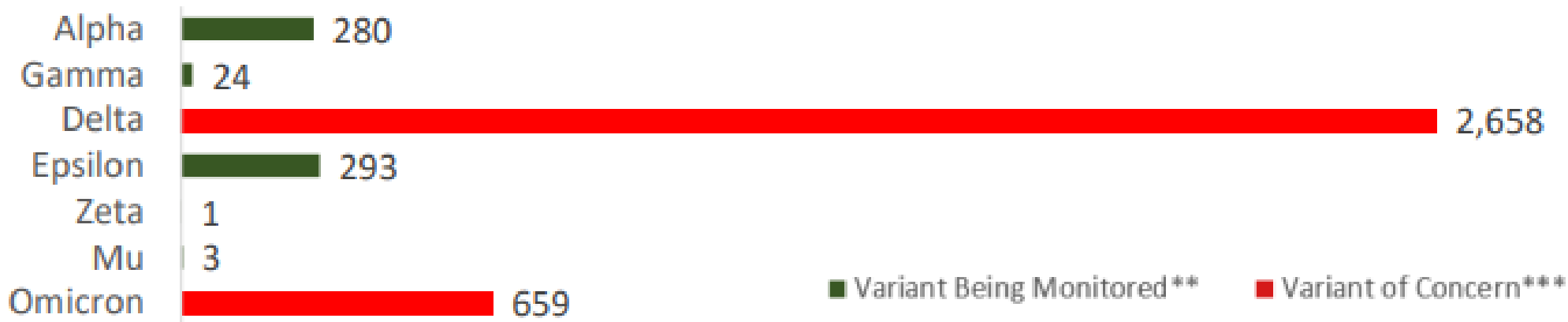


CCHHS: Variants



COVID-19 Variants:

Total Variants Being Monitored** and Variants of Concern***



***Variants Being Monitored include variants for which there are data indicating a potential or clear impact on approved or authorized medical countermeasures or that has been associated with more severe disease or increased transmission but are no longer detected or are circulating at very low levels in the U.S, and as such, do not pose a significant and imminent risk to public health in the U.S.*

**** Variants of Concern include variants for which there is evidence of an increase in transmissibility, more severe disease (e.g., increased hospitalizations or deaths), significant reduction in neutralization by antibodies generated during previous infection or vaccination, reduced effectiveness of treatments or vaccines, or diagnostic detection failures.*

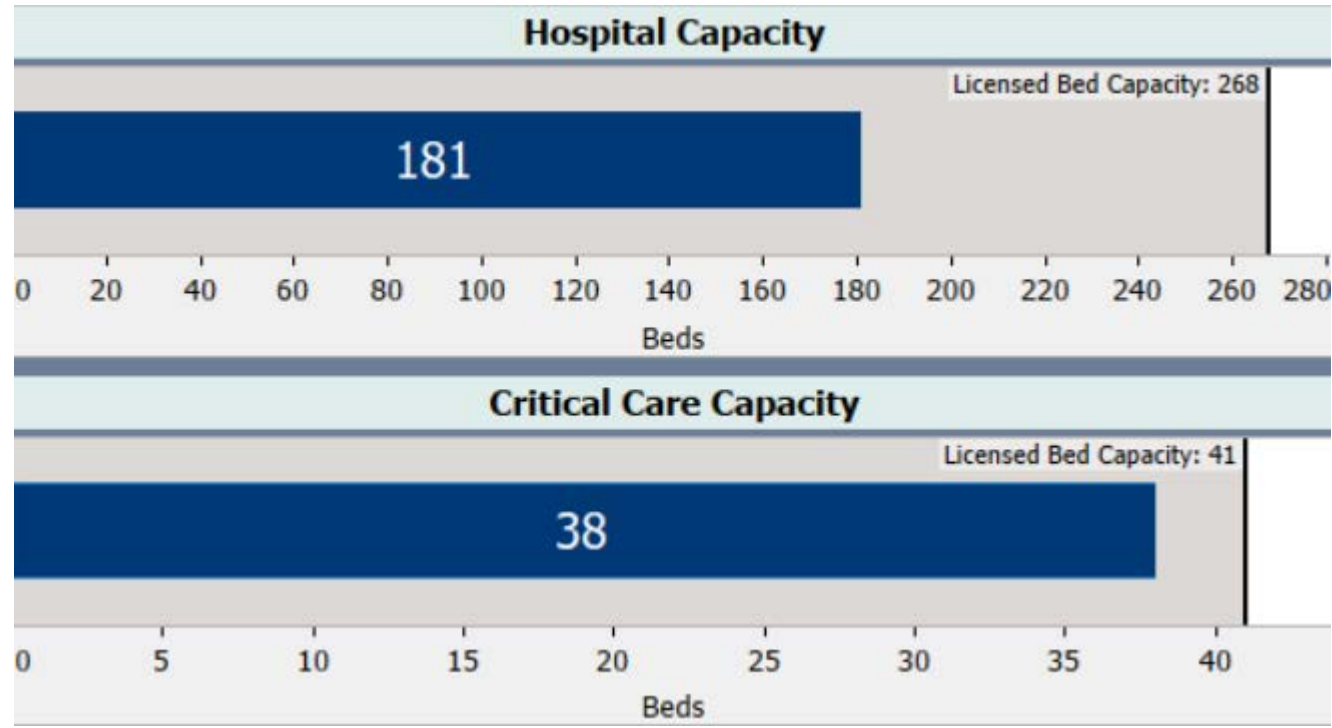
For more information about SARS-CoV-2 variants, please visit the CDC webpage:

[SARS-CoV-2 Variant Classifications and Definitions \(cdc.gov\)](https://www.cdc.gov/sars-cov-2/variant-classifications-and-definitions)



NAH: Hospital Census

Flagstaff Medical Center Hospital Census	
181	
In House COVID-19 Patients	
Positive	Pending
59	3



Data as of January 30, 2021



Indigenous Nations Data

Navajo Nation

NN Health Facilities Data	Difference in 14 days	Current Week 1/27/22	Previous Date 1/13/22
Total Tested	+ 29,688	469,529	439,841
Negative Cases	+ 17,080	371,003	353,923
Confirmed Positive Cases	+ 4,603	48,977	44,374
Recoveries	+ 4,399	44,700	40,301
Deaths	+ 13	1,612	1,599



Indigenous Nations Data

Hopi Tribe

- Total cumulative positive total – 2,244
- Total 14 Day active cases – 327
- Total 7 Day active cases – 149
- 53% of 45 samples tested were Omicron variant
- 47% of 45 samples tested were Delta variant
- 81.99% total Reservation vaccinated
- 90.91% total eligible vaccinated



Indigenous Nations Data

- Navajo Nation

- 59% of 2,289 samples tested were Delta variant
- 14% of 2,289 samples tested were Omicron variant
- 64% of total population are vaccinated
- 73.8% of eligible population are vaccinated
- Safer at Home requirements still in effect
- Public Health Emergency Order declared red status for schools and remains at orange status for businesses
- Health Advisory for 91 communities
- ARPA Hardship Assistance check being issued



Indigenous Nations Data

- Hopi Tribe

- Returned to phase two of reopening plan in effect until 3/13/22
 - Recommend everyone over age 5 get fully vaccinated
 - Face coverings required in all public facilities/buildings, common areas, and outdoor locations
 - Recreational tourism and visitation are not encouraged at this time
 - Coordinated welfare checks and other health-related contacts with villages
 - Businesses restrict capacity, screen employees, encourage telework and rotating schedules,
- COVID-19 Emergency Rental Assistance Program
- Dependent Care Hardship COVID-19 assistance

Council Questions & Discussion

