



# COVID-19 Update

Dashboard Update & Re-Entry Plan Discussion





# Agenda



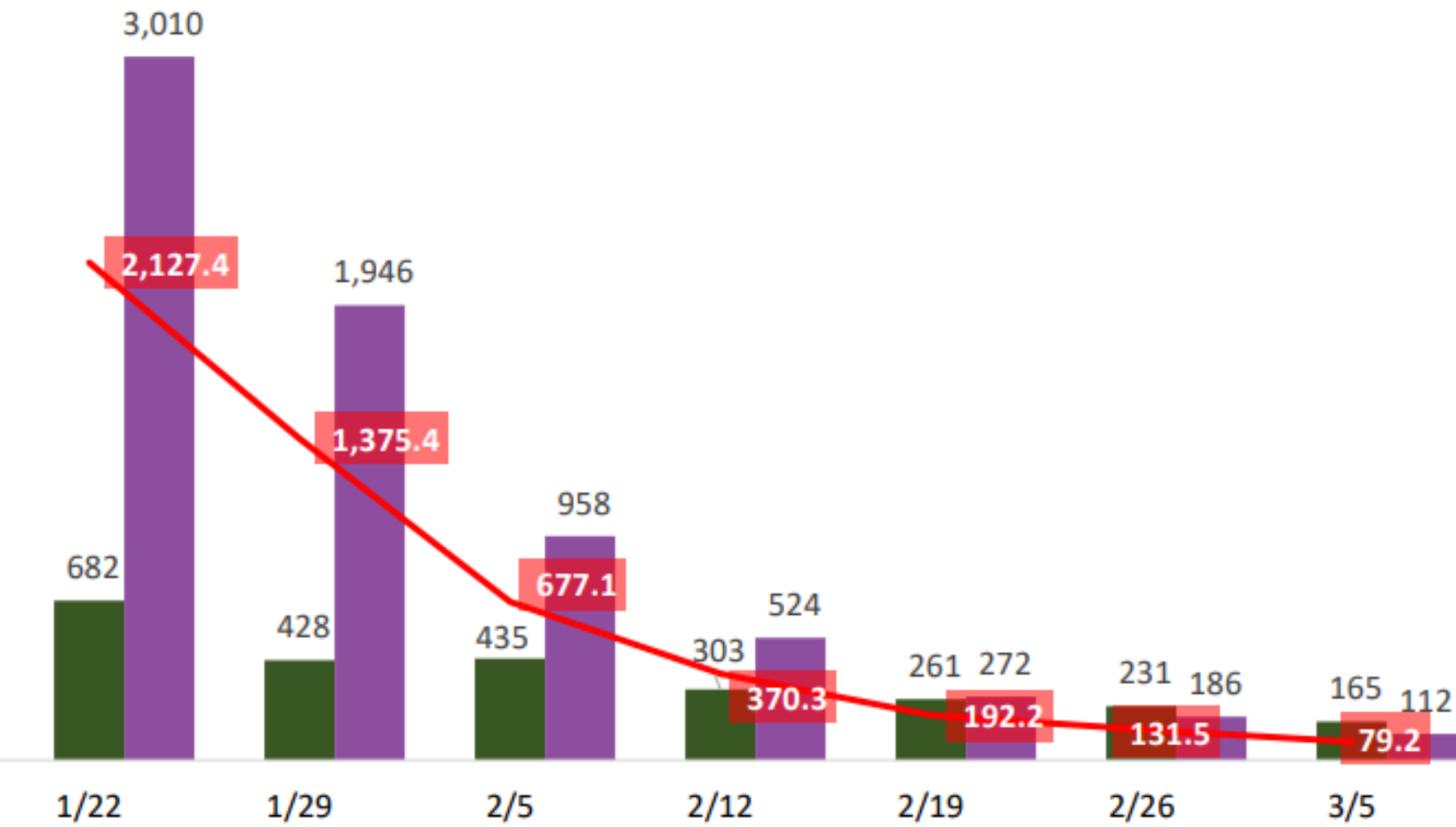
- The Data
  - Coconino County Health and Human Services (CCHHS) dashboard
  - Northern Arizona Healthcare (NAH) hospital census
  - Navajo Nation
  - Hopi Tribe
- Indigenous Nations Update
- Social Media Sharing
- Monitoring Criteria
- Re-Entry Plan Phases



# CCHHS: COVID-19 Weekly Cases



2021 Cases      2022 Cases      Current Rate per 100,000

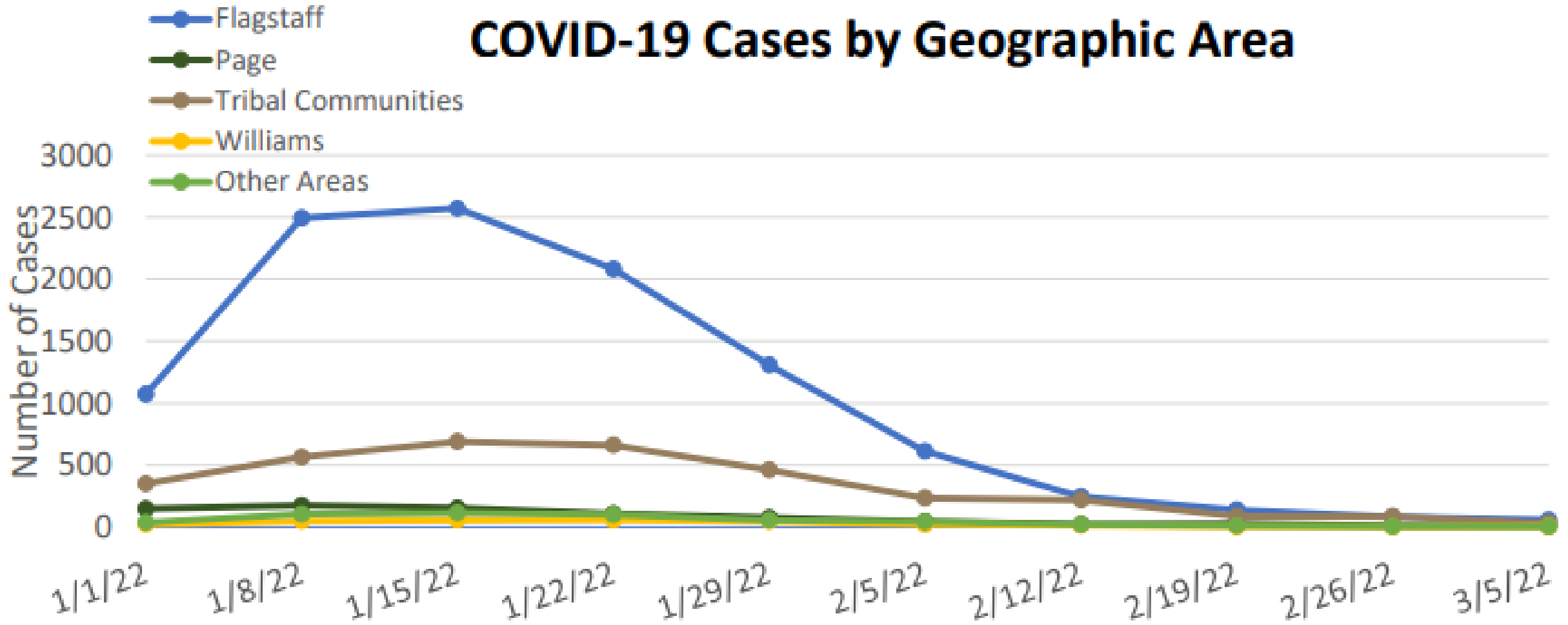




# CCHHS: COVID-19 Weekly Cases



## COVID-19 Cases by Geographic Area



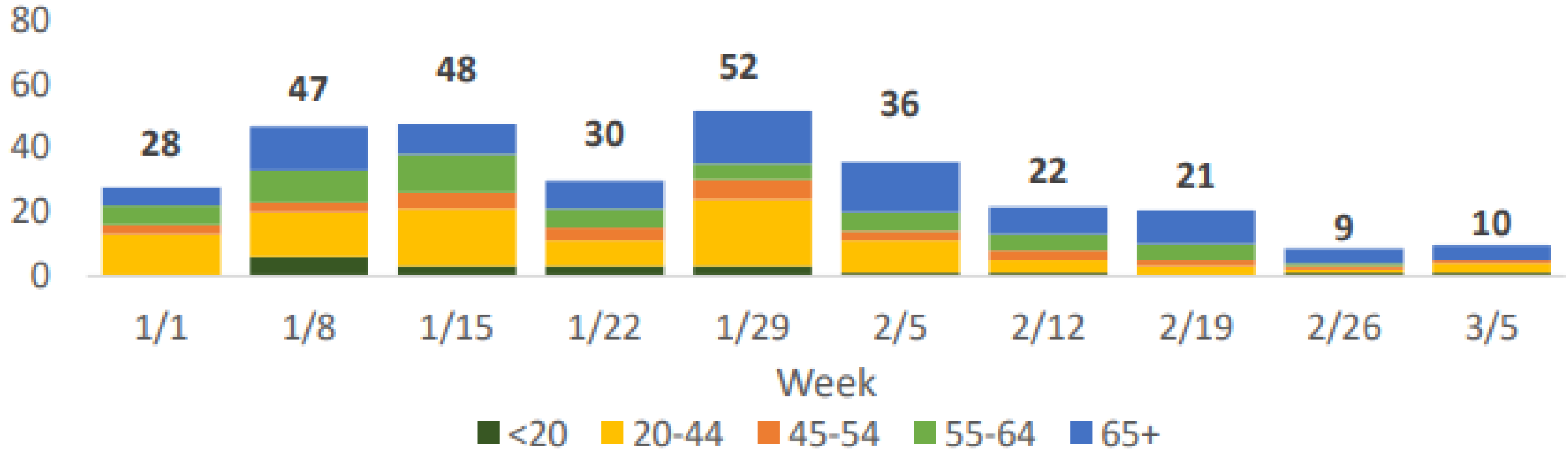


# CCHHS: Hospital Admissions



## Weekly Case Counts Among Coconino County Residents:

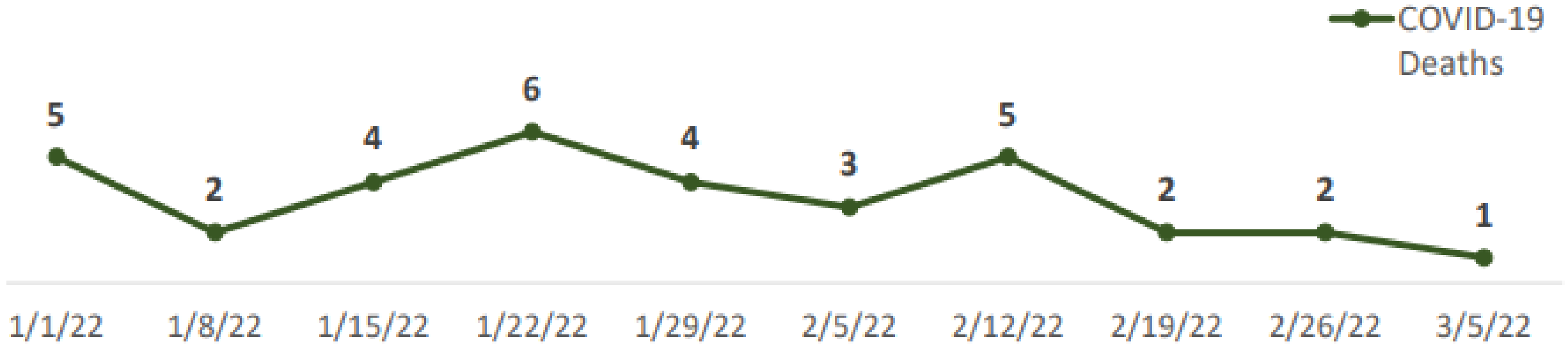
### Hospitalized Coconino COVID-19 Patients by Age





# CCHHS: COVID-19 Related Deaths

## Weekly COVID-19 Deaths Among Coconino County Residents:





# CCHHS: Community Transmission



112  
Positive  
Cases

79.2  
Rate per  
100,000

5.2%  
Positivity  
Yield

3.6%  
COVID-Like  
Illness\*\*

## Community Levels

Coconino County is currently at a **Medium<sup>†</sup>** community level.

<b>New Cases</b> (per 100,000 people in the last 7 days)	<b>Indicator</b>	<b>Low</b>	<b>Medium</b>	<b>High</b>
<b>Fewer than 200</b>	<b>New COVID-19 admissions per 100,000 population (7- day total)</b>	<b>&lt;10.0</b>	<b>10.0-19.9</b> Coconino: <b>10.6</b>	<b>≥20.0</b>
	<b>Percent of staffed inpatient beds occupied by COVID-19 patients (7-day average)</b>	<b>&lt;10.0%</b> Coconino: <b>4.8%</b>	<b>10.0-19.9%</b>	<b>≥15.0%</b>



# CDC: Community Level



## COVID-19 County Check

Find community levels and prevention steps by county.

Select a Location (all fields required)

Arizona Coconino County

< Start Over

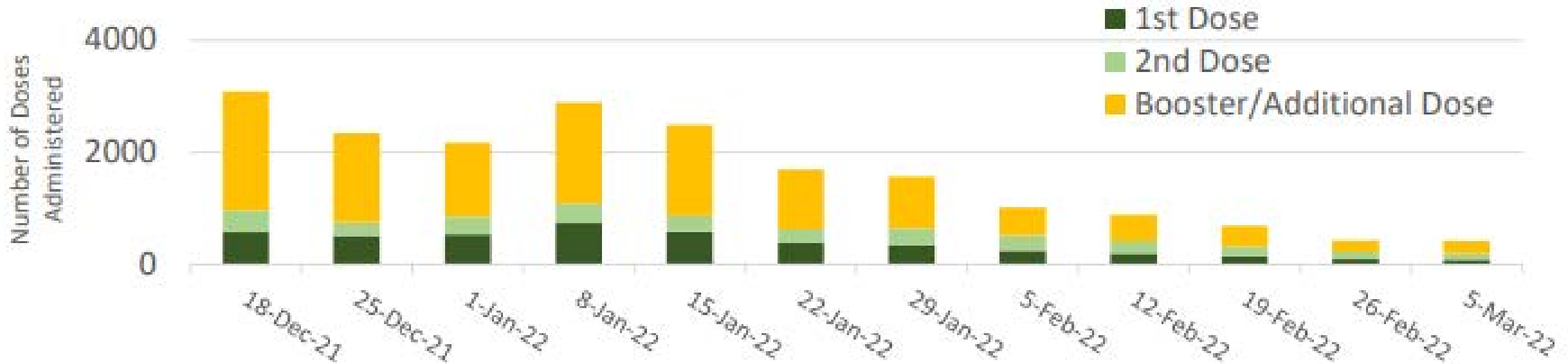
### ● Medium

In **Coconino County, Arizona**, community level is **Medium**.

- If you are [at high risk for severe illness](#), talk to your healthcare provider about whether you need to wear a mask and take other precautions
- Stay [up to date](#) with COVID-19 vaccines
- [Get tested](#) if you have symptoms



# CCHHS: Community Vaccination





# CCHHS: Variants



## COVID-19 Variants:

### Total Variants Being Monitored\*\* and Variants of Concern\*\*\*



**\*\*Variants Being Monitored** include variants for which there are data indicating a potential or clear impact on approved or authorized medical countermeasures or that has been associated with more severe disease or increased transmission but are no longer detected or are circulating at very low levels in the U.S, and as such, do not pose a significant and imminent risk to public health in the U.S.

**\*\*\* Variants of Concern** include variants for which there is evidence of an increase in transmissibility, more severe disease (e.g., increased hospitalizations or deaths), significant reduction in neutralization by antibodies generated during previous infection or vaccination, reduced effectiveness of treatments or vaccines, or diagnostic detection failures.

**For more information about SARS-CoV-2 variants, please visit the CDC webpage:**

[SARS-CoV-2 Variant Classifications and Definitions \(cdc.gov\)](https://www.cdc.gov/sars-cov-2/variant-classifications-and-definitions)



# NAH: Hospital Census

## Flagstaff Medical Center Hospital Census

204

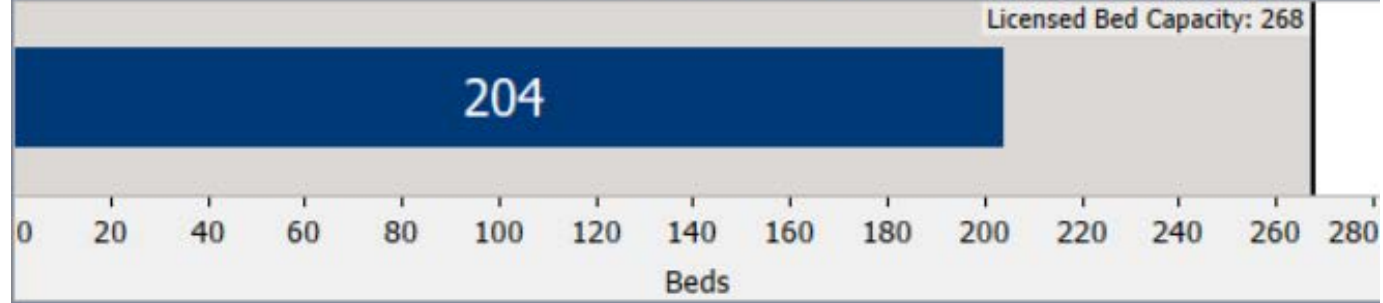
### In House COVID-19 Patients

Positive

Pending

15

## Hospital Capacity



## Critical Care Capacity



Data as of March 14, 2022



# Indigenous Nations Data

## Navajo Nation

<b>NN Health Facilities Data</b>	<b>Difference in 14 days</b>	<b>Current Week 3/10/22</b>	<b>Previous Date 2/24/22</b>
Total Tested	+ 6,411	499,982	493,571
Negative Cases	+ 5,724	391,503	385,779
Confirmed Positive Cases	+ 415	52,685	52,270
Recoveries	+ 584	50,800	50,216
Deaths	+ 9	1,655	1,646



# Indigenous Nations Data

## Hopi Tribe

- Total cumulative positive total – 2,609 (48 increase)
- Total 14 Day active cases – 28 (85 decrease)
- Total 7 Day active cases – not provided
- Total population vaccinated – not provided
- Total eligible vaccinated – not provided



# Indigenous Nations Data

- Navajo Nation

- 43% of 3,506 samples tested were Delta variant
- 42% of 3,506 samples tested were Omicron variant
- Safer at Home requirements still in effect
- Public Health Emergency Orders declared orange status for schools effective March 11<sup>th</sup> and orange status for businesses will continue
- Health Advisory for 24 communities (28 decrease)



# Indigenous Nations Data



- Hopi Tribe
  - Remains in phase two of reopening plan until 3/13/22
  - Kykotsmovi Convenience Store is open



# Social Media Sharing



Flagstaff City Government  
Published by Samantha Victor · Just now

**Place Your Order for Free At-Home COVID-19 Tests**

You can now order your second round of COVID-19 rapid tests here:  
<https://www.covidtests.gov/>

**COCONINO COUNTY ARIZONA**  
Health & Human Services

The advertisement features a dark green background with several white virus-like icons. The text is white and centered. The Coconino County logo is in the bottom right corner.

<https://www.coconino.az.gov/2338/COVID-19-Testing-Information>

Flagstaff City Government  
Published by Samantha Victor · Just now

**Should I get a COVID-19 vaccine if I already had COVID-19?**

**cdc.gov/coronavirus**

The advertisement features a teal background with a white illustration of a woman with dark curly hair, wearing a white short-sleeved shirt and a blue skirt. She has a red bandage on her left upper arm. The CDC logo is in the bottom left corner, and the URL "cdc.gov/coronavirus" is in a yellow box in the bottom right corner.

# City's Monitoring Criteria

- Downward trajectory over four or more weeks
- Demonstrated ability to follow CDC guidelines
- Healthcare facility capacity for seriously ill
- Ability to provide testing, monitoring and contact tracing





# Re-Entry Plan: Phase III

- Most City facilities will be open to public with limited services
- City meetings will continue remotely
- Seating areas will be closed to discourage congregating
- Protective measures in place
- Continued emphasis on working remotely
- Indoor recreation facilities may begin staged opening
- Special events and permits are less limited
- Limited travel



# Re-Entry Plan: Phase IV

- Most City facilities return to pre-COVID business hours and operations
- Required use of PPE will be phased out in accordance with applicable CDC guidelines
- City Council, Intergovernmental and Boards & Commission may return to in-person and/or hybrid meeting formats
- Explore remote meetings and virtual work to pursue efficiency and productivity
- Monitor conditions and take steps to mitigate COVID-19



# Re-Opening City Facilities

- Effective Monday, April 11<sup>th</sup>
  - Staffing
  - Monitor any changes in COVID transmission
- Encourage hybrid meetings where feasible given the flexibility for participants
- City staff updating remote work policies
- Travel and event restrictions lifted
- Recreation Update
- Library Update

# Council Questions & Discussion

