



COVID-19 Update

Dashboard Update





Agenda



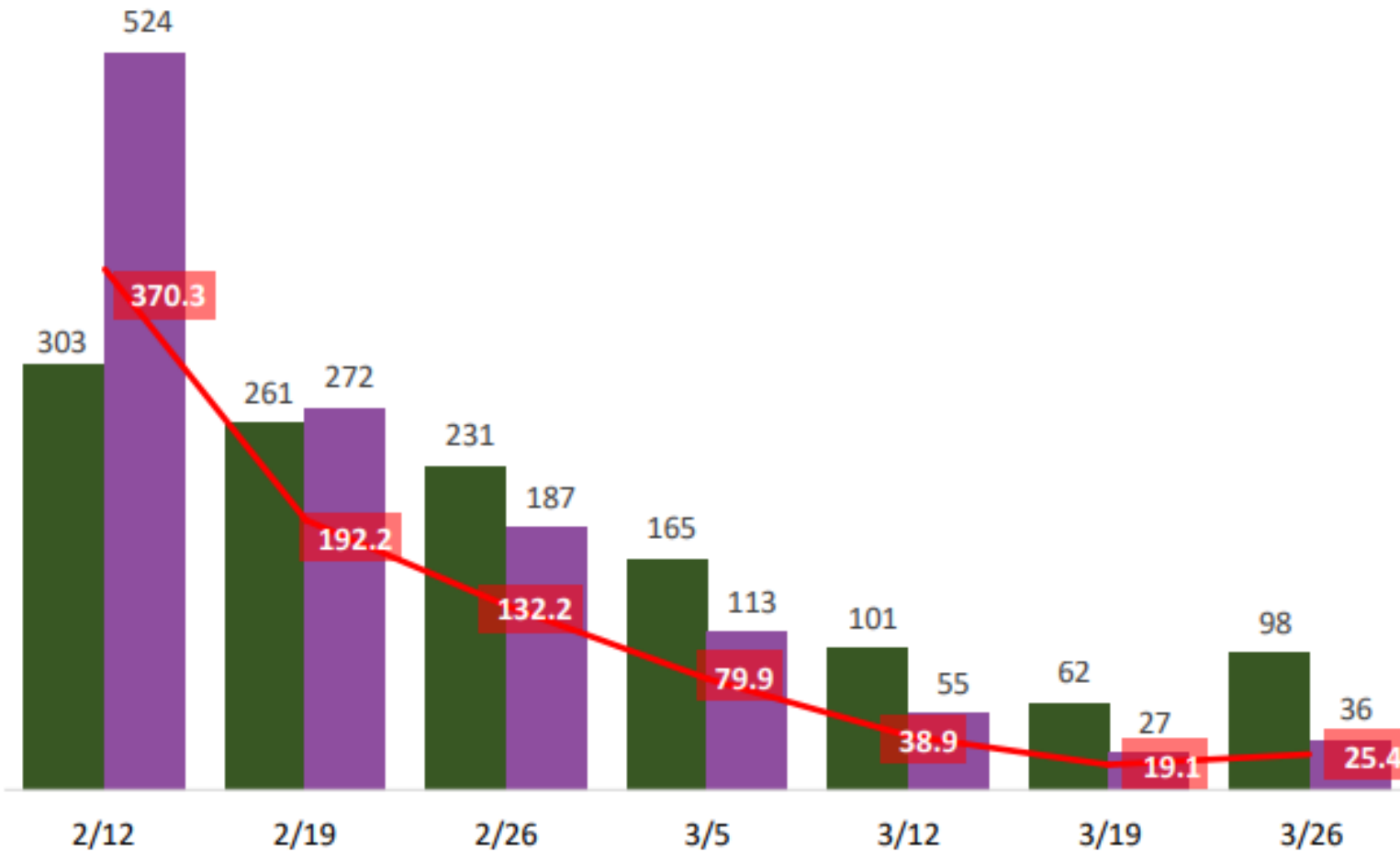
- The Data
 - Coconino County Health and Human Services (CCHHS) dashboard
 - Northern Arizona Healthcare (NAH) hospital census
 - Navajo Nation
 - Hopi Tribe
- Indigenous Nations Update
- Re-Opening City Facilities



CCHHS: COVID-19 Weekly Cases



■ Two-Year Average of 2020 and 2021 Cases ■ 2022 Cases — Current Rate per 100,000

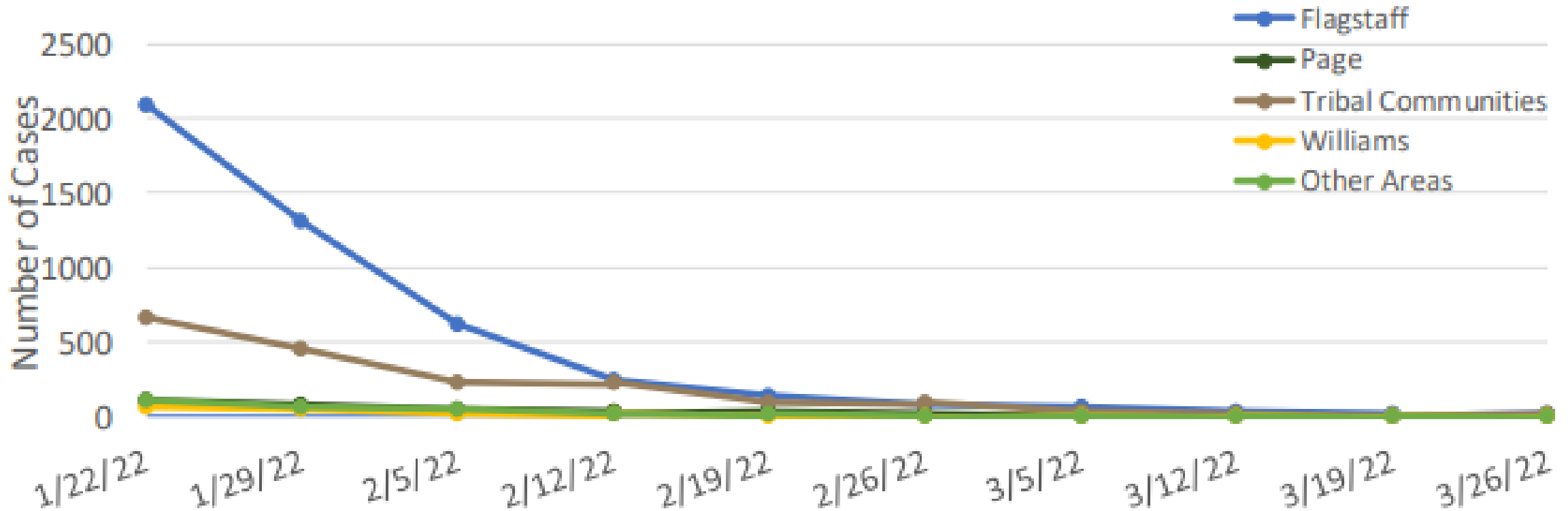




CCHHS: COVID-19 Weekly Cases



COVID-19 Cases by Geographic Area

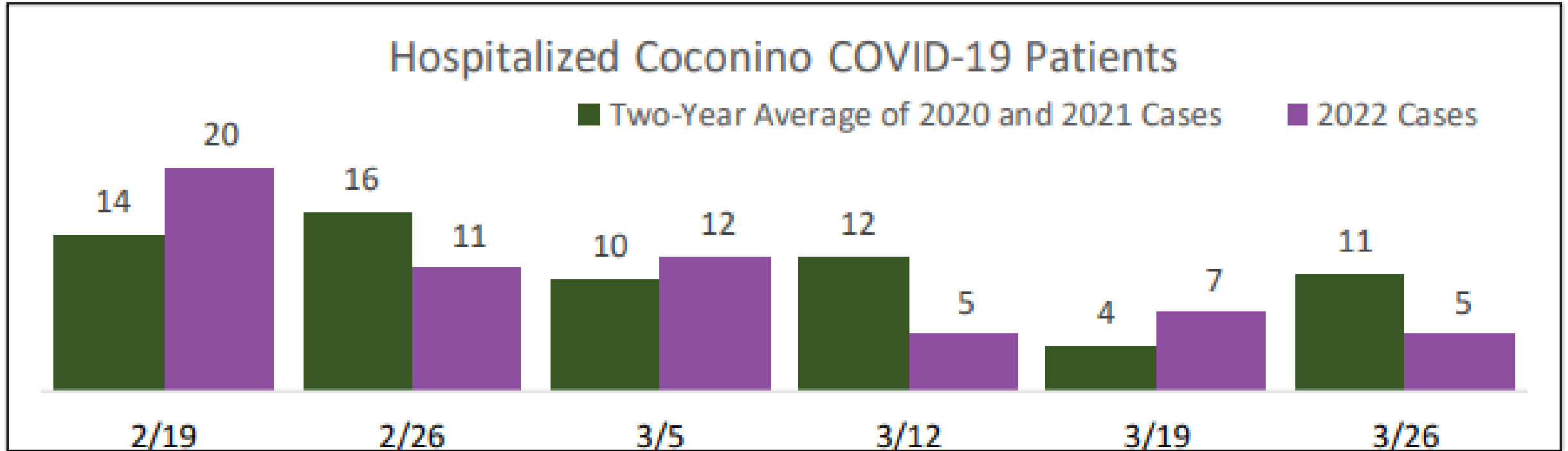




CCHHS: Hospital Admissions



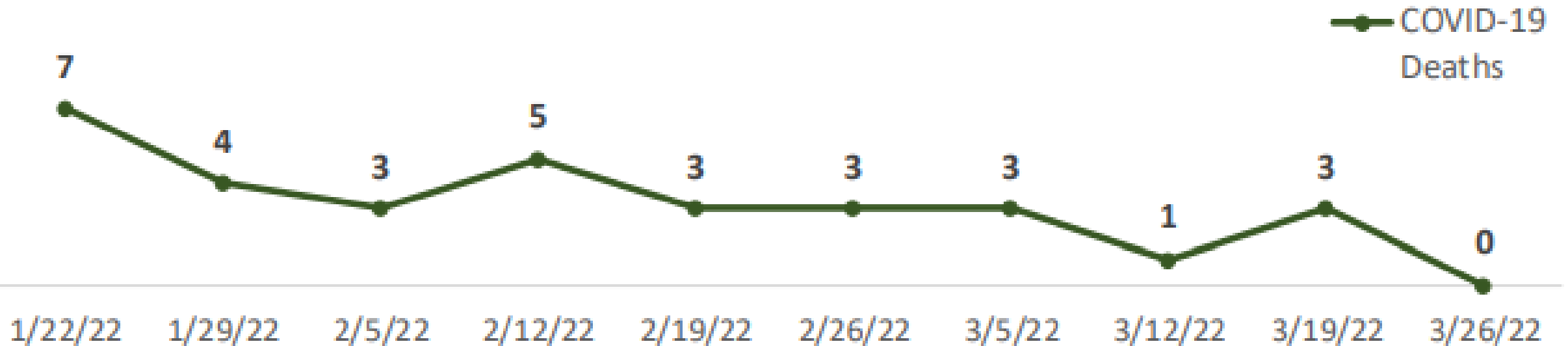
Weekly Case Counts Among Coconino County Residents:





CCHHS: COVID-19 Related Deaths

Weekly COVID-19 Deaths Among Coconino County Residents:





CCHHS: Transmission & Level



Cases Reported Week 12 (March 20, 2022 - March 26, 2022):

36
Positive
Cases

25.4
Rate per
100,000

1.6%
Positivity
Yield

2.0%
COVID-Like
Illness**

***CLI is reported using hospital surveillance at the county level. Banner Page and Flagstaff Medical Center are reporting CLI.*

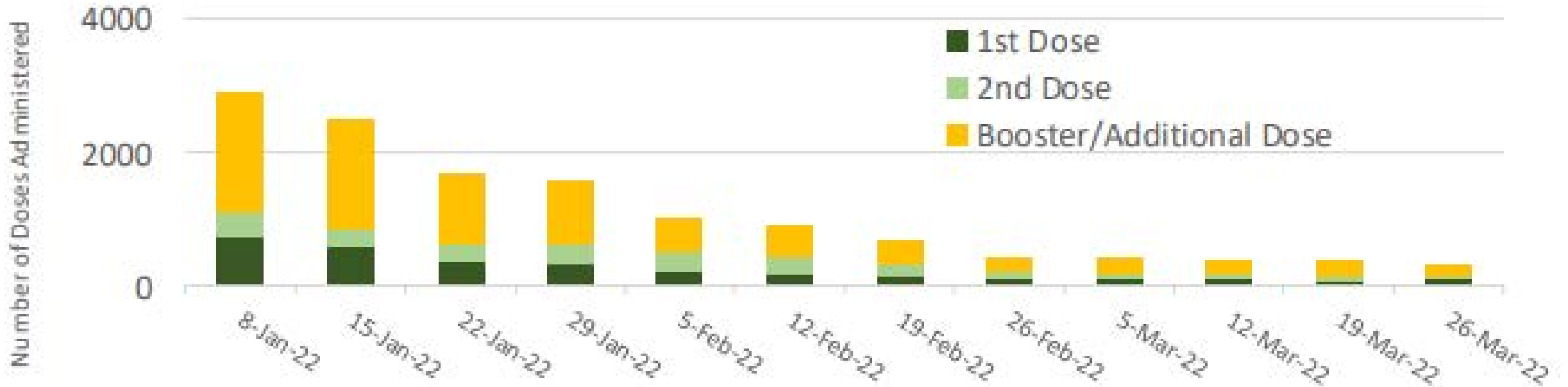
Community Levels

Coconino County is currently at a **Low**[†] community level.

New Cases (per 100,000 people in the last 7 days)	Indicator	Low	Medium	High
Fewer than 200	New COVID-19 admissions per 100,000 population (7- day total)	<10.0 Coconino: 2.1	10.0-19.9	≥20.0
	Percent of staffed inpatient beds occupied by COVID-19 patients (7-day average)	<10.0% Coconino: 6.7%	10.0-19.9%	≥15.0%



CCHHS: Community Vaccination



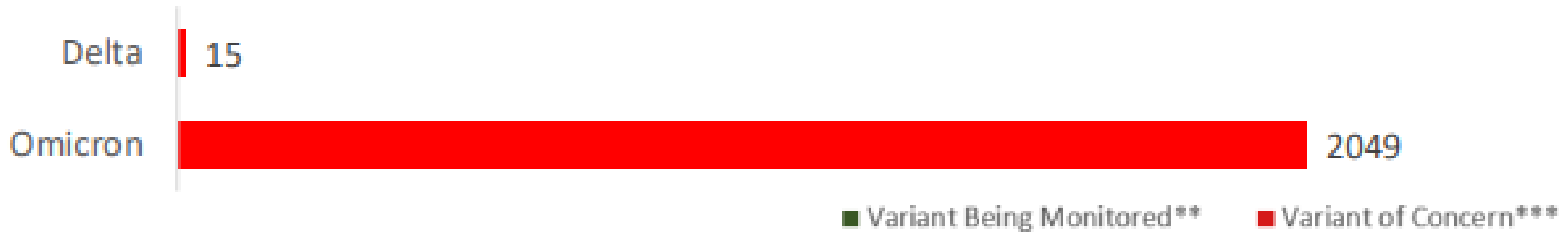


CCHHS: Variants



COVID-19 Variants in 2022:

Total Variants Being Monitored** and Variants of Concern***



***Variants Being Monitored include variants for which there are data indicating a potential or clear impact on approved or authorized medical countermeasures or that has been associated with more severe disease or increased transmission but are no longer detected or are circulating at very low levels in the U.S, and as such, do not pose a significant and imminent risk to public health in the U.S.*

**** Variants of Concern include variants for which there is evidence of an increase in transmissibility, more severe disease (e.g., increased hospitalizations or deaths), significant reduction in neutralization by antibodies generated during previous infection or vaccination, reduced effectiveness of treatments or vaccines, or diagnostic detection failures.*

For more information about SARS-CoV-2 variants, please visit the CDC webpage:

[SARS-CoV-2 Variant Classifications and Definitions \(cdc.gov\)](https://www.cdc.gov/sars-cov-2/variant-classifications-and-definitions)



NAH: Hospital Census

Flagstaff Medical Center Hospital Census

212

In House COVID-19 Patients

Positive

6

Pending

Hospital Capacity



Critical Care Capacity



Data as of April 4, 2022



Indigenous Nations Data

Navajo Nation

NN Health Facilities Data	Difference in 21 days	Current Week 3/31/22	Previous Date 3/10/22
Total Tested	+ 7,083	507,065	499,982
Negative Cases	+ 6,286	397,789	391,503
Confirmed Positive Cases	+ 361	53,046	52,685
Recoveries	+ 426	51,226	50,800
Deaths	+ 77	1,732	1,655



Indigenous Nations Data

Hopi Tribe

- Total cumulative positive total – 2,638 (29 increase)
- Total 14 Day active cases – 18 (10 decrease)
- Total 7 Day active cases – 9 (previous not reported)
- More than 6,123 vaccinated



Indigenous Nations Data

- Navajo Nation

- 41.7% of 3,609 samples tested were Delta variant
- 42.9% of 3,609 samples tested were Omicron variant
- Safer at Home requirements still in effect
- Public Health Emergency Orders orange status for schools and orange status for businesses will continue
- Health Advisory for 7 communities (17 decrease)
- Signing ceremony to thank Navajo Area Indian Health Service, medical providers, and frontline workers for their valor and commitment during the COVID-19 Pandemic



Indigenous Nations Data



- Hopi Tribe
 - Effective 3/3/22 Return to Work Phase Three Re-Opening
 - Resume public interaction
 - Maintain physical distancing
 - Use face masks
 - Minimize exposure in social settings without measures
 - Reflection of the pandemic over the past two years and actions taken



Re-Opening City Facilities

- Effective Monday, April 11th
 - Regular operating hours
 - Staffing
 - Monitor any changes in COVID transmission
- Encourage hybrid meetings where feasible given the flexibility for participants
- City staff updating Flexible Work Schedule policies
- Travel and event restrictions lifted

Council Questions

