

SPECIAL WORK SESSION AGENDA

CITY COUNCIL SPECIAL WORK SESSION
THURSDAY
MARCH 31, 2022

CORE SERVICES FACILITY
3200 WEST ROUTE 66
8:00 A.M.

All City Council Meetings are live streamed on the city's website
(<https://www.flagstaff.az.gov/1461/Streaming-City-Council-Meetings>)

*****PUBLIC COMMENT*****

Verbal public comments may be given through a virtual public comment platform or in-person

If you want to provide a verbal comment during the Council Meeting, use the link below to join the virtual public comment room.

VIRTUAL PUBLIC COMMENT

Written comments may be submitted to publiccomment@flagstaffaz.gov. All comments submitted via email will be considered written comments and will be documented into the record as such.

1. Call to Order

NOTICE OF OPTION TO RECESS INTO EXECUTIVE SESSION

Pursuant to A.R.S. §38-431.02, notice is hereby given to the members of the City Council and to the general public that, at this work session, the City Council may vote to go into executive session, which will not be open to the public, for legal advice and discussion with the City's attorneys for legal advice on any item listed on the following agenda, pursuant to A.R.S. §38-431.03(A)(3).

2. ROLL CALL

NOTE: One or more Councilmembers may be in attendance through other technological means.

MAYOR DEASY
VICE MAYOR DAGGETT
COUNCILMEMBER ASLAN
COUNCILMEMBER MCCARTHY

COUNCILMEMBER SALAS
COUNCILMEMBER SHIMONI
COUNCILMEMBER SWEET

3. Pledge of Allegiance, Mission Statement, and Land Acknowledgement

MISSION STATEMENT

The mission of the City of Flagstaff is to protect and enhance the quality of life for all.

LAND ACKNOWLEDGEMENT

The Flagstaff City Council humbly acknowledges the ancestral homelands of this area's Indigenous nations and original stewards. These lands, still inhabited by Native descendants, border mountains sacred to Indigenous peoples. We honor them, their legacies, their traditions, and their continued contributions. We celebrate their past, present, and future generations who will forever know this place as home.

4. Capital Projects Retreat - Capital Program 5-Year Plan Review

Facilitate Council discussion with a review of the DRAFT Capital Improvements Program 5-Year Summary

5. Public Participation

6. Adjournment

CERTIFICATE OF POSTING OF NOTICE

The undersigned hereby certifies that a copy of the foregoing notice was duly posted at Flagstaff City Hall on _____, at _____ a.m./p.m. in accordance with the statement filed by the City Council with the City Clerk.

Dated this _____ day of _____, 2022.

Stacy Saltzburg, MMC, City Clerk

CITY OF FLAGSTAFF STAFF SUMMARY REPORT

To: The Honorable Mayor and Council
From: Trevor Henry, Project Manager
Co-Submitter: Rick Barrett, City Engineer
Date: 03/26/2022
Meeting Date: 03/31/2022



TITLE:

Capital Projects Retreat - Capital Program 5-Year Plan Review

DESIRED OUTCOME:

Facilitate Council discussion with a review of the DRAFT Capital Improvements Program 5-Year Summary

EXECUTIVE SUMMARY:

- Highlight projects in the Draft 5-Year CIP Summary
- Programmed projects and their importance
- Spending taxpayer dollars
- Seek Council consensus
- Endorse project funding/appropriations as programmed
- Effects from time/inflation
- Impacts from policy changes
- Voter trust in projects programmed
- Grant funding and appropriations
- Partnership commitments

INFORMATION:

Connection to Key Community Priorities, Objectives, Council Goal, Regional Plan and/or Team Flagstaff Strategic Plan:

Sustainable, Innovative Infrastructure

Utilize existing long-range plan(s) that identify the community's future infrastructure needs and all associated costs

High Performing Governance

Serve the public by providing high quality internal and external customer service
 Encourage public trust through transparency, accessibility and use of the City's public participation policy
 Enhance the organization's fiscal stability and increase efficiency and effectiveness

Sustainable, Innovative Infrastructure

Deliver outstanding services to residents through a healthy, well maintained infrastructure system
 Utilize existing long-range plan(s) that identify the community's future infrastructure needs and all



The
Budget Team
CITY OF FLAGSTAFF



Capital Projects Retreat

March 31, 2022



The
Budget Team
CITY OF FLAGSTAFF



Welcome and Objectives

General Government



These funds roll up to the category of General Government

- General Fund
- Sustainability
- Library Fund
- Parking District Fund
- Capital Projects Bond Funds
 - Non-General Obligation
 - General Obligation
- Flagstaff Housing Authority

General Fund




- Color of Money
 - Mostly unrestricted revenues
 - Support several Divisions including IT, Parks, Recreation, Fire, Police, Community Development and more.
- Capital Improvement Plan
 - Consists of projects adopted during the Budget Process
 - No long-term projects
 - Often LARGE capital improvement projects to support these programs are part of a ballot measure
 - Repair and maintenance funding is not including in Capital Improvement Programs

General Fund - Project Highlights



- Fiber - \$2,000,000
 - Programmed for potential grant projects
 - Grant match budget in FY21-22 is \$400,000
 - Current status: Awaiting Grant Opportunity (June 2022)
 - Will explore additional PPP opportunities if grant not awarded
 - 5+ providers have shown interest in Flagstaff
 - See Broadband Master Plan at:
 - <https://broadband.flagstaffaz.gov>
 - Additional \$1,500,000 from ARPA Non-Federal Funding

General Fund – Project Highlights



- West Side Park - \$1,500,000
 - Potential new park development on City owned land in Boulder Pointe neighborhood
 - \$370,000 General Fund, \$1,130,000 BBB – Recreation Tax
 - Current status: FY21-22 Carryforward as recently informed of funding
 - Impacts and Program Insights
 - Discussions will be re-energized regarding access to parcels with the ROA
 - Perform a neighborhood outreach to collaboratively design the park in early 2023
 - Concept plan to delivered project 18 months
 - Commission priority from strategic efforts and master plan
 - Meets national standards to have a park within a 10-minute walk to over 500 residences

General Fund – Sustainability Project Highlights



- Red Gap Ranch Photovoltaic Soil Testing and Cultural Survey - \$350,000
 - Potential renewable energy project at Red Gap Ranch would require a soil analysis and cultural survey prior to siting a project
 - \$350,000 General Fund (budgeted in Sustainability and Environmental Management Fund – SEMS)
 - Current status: In on-going discussions with utilities and various agencies.

Library Fund



- Color of Money –
 - Library District/Secondary Property Tax – Restricted for library purposes
 - General Fund operational support for local branches
- Capital Improvement Plan –
 - Consists of projects adopted during the Budget Process
 - No long-term projects

Library Fund – Project Highlights



- Window Replacements - \$1,000,000
 - Repair/replacement of window at the downtown library
 - 100% funding from Library District Tax
 - Current status: In design and development with Loven Contracting; expect architectural reports and window specifications late April 2022
- Library Front Entry Improvements
 - Various funding sources, presented later in today's presentation.

Parking District Fund



- Color of Money –
 - Collection of Paid Parking and Parking Permit fees – Restricted for Parking Program
- Capital Improvement Plan –
 - Consists of projects adopted during the Budget Process
 - Minor budget in the out years
- Property Acquisition
 - Funding from annual 20% reserve of revenues
 - No acquisitions currently active

Capital Projects Bond Funds – Project Highlights




- USGS Buildings - \$27,900,000
 - Voter approved
 - Debt issued and backed by annual lease payments
 - Current status: On hold until we can execute new lease with Government Services Administration (GSA)
 - November 2021 – Council directed staff to not execute lease agreement
- Courthouse Project - \$4,247,197
 - Voter approved General Obligation Bonds, plus Certificates of Participation, Sale of Property and General Fund
 - Courthouse completed, old court site demolished and is now parking
 - Parking structure is being considered in partnership with a developer

General Government




- Questions?

Airport Fund



- Color of Money – Enterprise Fund
 - Ongoing Revenue Sources: Leases, License Agreements, and Fees (Airlines, Rental Cars, Hangar Rentals, Business Leases, Operating Fees, Advertising, Upcoming Parking Fees)
 - One-time Revenue Sources: Federal and State Grants (Federal Aviation Administration (FAA) Formula Grants, FAA Competitive Grants, ADOT Grants)
- Capital Improvement Plan (5-Year Program)
 - Airport Master Plan: Developed every 10 years (Last update in 2018)
 - Airport Capital Improvement Plan (ACIP): Developed annually with FAA and ADOT
 - Three primary funding arrangements: Federal, State, Local (FSL); State, Local (SL); Local
 - Airport Commission
 - Emergencies



Airport Fund

• Capital Improvement Plan (Continued)

• FSL Funding Percentages

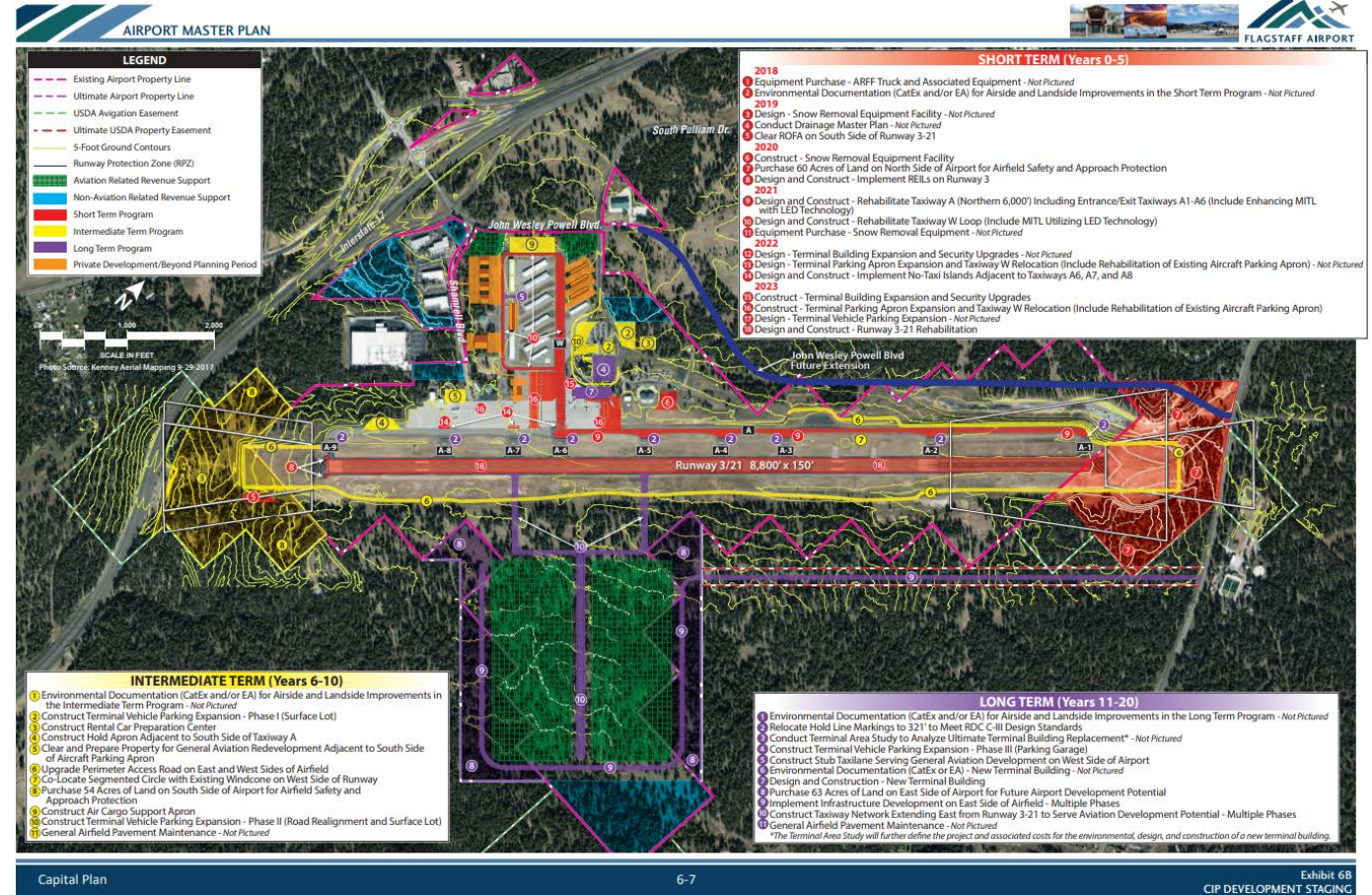
- FAA Entitlement and Discretionary: Federal 91.06%, State 4.47%, City of Flagstaff 4.47%

- FAA CARES: Federal 100%

- FAA Bipartisan Infrastructure Law (BIL): Federal 80% to 90%, State 0% to 10%, City of Flagstaff 10% to 20%

• SL Funding Percentages

- State 90%, City of Flagstaff 10%



Airport Fund

- FY22-23 Projects
 - Multi-Use Equipment Building – Construct: \$24.8M (FSL)
 - Land Acquisition: \$2M (SL)
 - ADOT Runway Rehab: \$1.26M (SL)
 - FAA AIP Infrastructure: \$1.49M (F)
 - FAA AIP Infrastructure Law 2022: \$1.48M (F)
 - FAA AIP Infrastructure Law 2023: \$1.40M (F)
 - Parking Lot Improvements: \$500,000 (Paid Parking Revenues - PPR)



EAST - SUPPORT AREA SIDE
SIDE



WEST - MAINTENANCE SIDE
SIDE



EAST - MAINTENANCE SIDE
SIDE

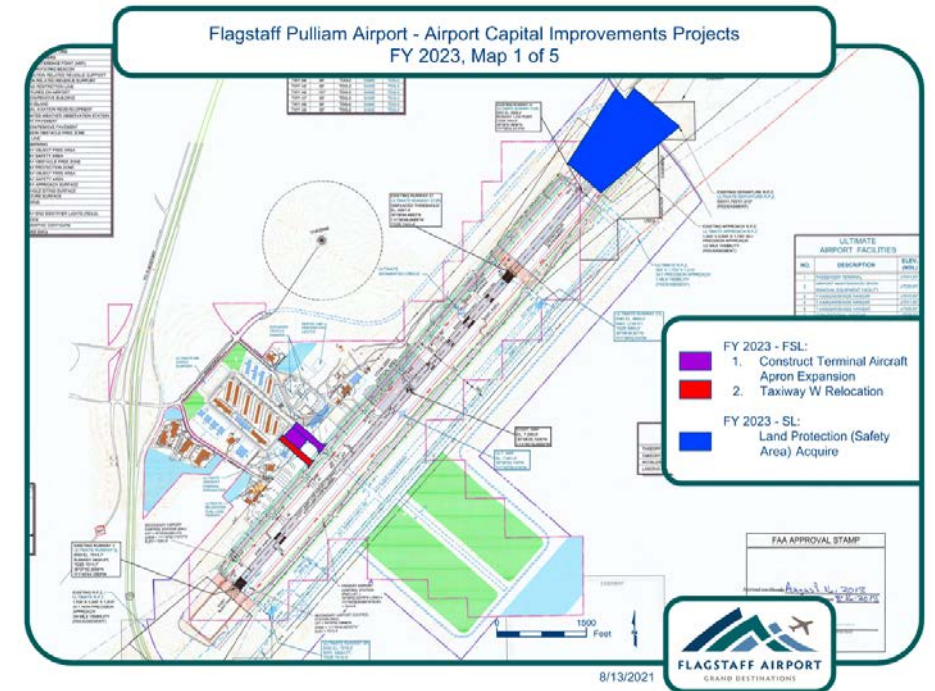


WEST - SUPPORT AREA SIDE
SIDE

Airport Fund

- FY24-27 Projects


- Taxiway W-Rehab and Relocate: \$11.5 Million (FSL)
- Land Safety Area 60 Acres: \$2 Million (SL)
- Rehab Runway 3-21: \$1.4 Million (FSL)
- Terminal Construct/Expand: \$2.1 Million (FSL)
- ADOT Future Runway Rehab: \$400,000 (SL)
- Parking Lot Improvements: \$750,000 (PPR)
- Taxiway A Rehab: \$1 Million (FSL)
- Perimeter Service Road Rehab \$4.5 Million (SL)
- Taxiway Rehabilitate: \$500,000 (SL)
- Terminal Construct/Expand: \$4.4 Million (FSL)
- FAA Entitlement- Unidentified Project: \$1.1 Million (FSL)



Airport Fund



- Questions?



Arts and Science Fund

- Color of Money – Entirely BBB Tax Funded
- Capital Improvement Plan – How We Built Our 5-Year Plan
 - Project selection mainly driven by Beautification and Public Art Commission Priorities
 - Consists of projects adopted during the Budget Process
 - Input from the public – increased participation in artist selection panels by over 400% in the last few years, increased community focus groups and surveys, etc.
 - Grew our 'Call to Artists' list to over 500 contacts
 - Coordination with Other Divisions: Parks, Sustainability
 - Fund = mainly allocated to non-capital items: grants to the nonprofit sector through Creative Flagstaff

Arts and Science Fund

- Project nearing Construction:
 - Library Entry: Public Art Component - \$70,000
 - Commission input: Beautification and Public Art Commission (BPAC), Commission on Inclusion and Adaptive Living
 - Public Input: Artist Selection Panel, Focus Groups, Community Forum Surveys
 - Collaboration: Library, Engineering & Capital Improvements, Parks



Arts and Science Fund



- FY22-23 Projects (That need to stay in Place due to Phase or Community/Commission Commitment)
 - Art at Transportation Center: **Downtown Connection Center** Local Artist Components – \$35,000 (nearing design phase)
 - **Murdoch Center – Outdoor Improvements Art Component** – \$20,000 (as part of the CDBG grant out now for landscaping at the Murdoch Center led by Neighborhood Planning)
 - **Indigenous Representation** – Exact costs TBD: Exploring rotating art at the *Sawmill Multicultural Art and Nature County Park* – Begin community processes to plan project in FY22-23

Arts and Science Fund





- FY23-24 to FY26-27 Highlighted Out Year Projects: (More flexibility as scopes and commitments are still forming)
 - Alley Activation in the Historic Core: public art components in the alleys
 - Eastside Neighborhoods (4th Street & Lockett Roundabout Art, consideration of other streetscape and neighborhood art projects, etc.)
 - Pluto, Lunar Legacy, and other astronomy-related projects are being considered through future retreats
 - Rio de Flag: Public Art Components related to upcoming project

Beautification Fund



- Color of Money – Entirely BBB Tax Funded
- Capital Improvement Plan – How we Built our 5-Year-Plan
 - Project selection mainly driven by Commission Priorities and City Leadership
 - Consists of projects adopted during the Budget Process.
 - Coordination with Other Divisions: Parks, Engineering & Capital Improvements, Community Development (Neighborhood Planning, Historic Preservation, etc.)
 - Many projects include infrastructure, not pure aesthetics
 - Input from the Public - Participation in selection panels, Community Forum Surveys, Neighborhood and Community association meetings, etc.





Beautification Fund

- Project Nearing Construction:
 - Airport Art: 'Coconino Scroll' - \$135,000 (in fabrication and nearing installation)
 - Commission input: Beautification and Public Art Commission
 - Public Input: Artist Selection Panel, Southside Community Association, Focus Groups, Experts and family members related to *Footnote* topics
 - Collaboration: Airport, Public Works, Coordinator for Indigenous Initiatives, Parks

Beautification Fund



- **FY22-23 Projects (That need to stay in Place due to Phase or Community/Commission Commitment)**
 - **Library Entry** – \$550,000 (estimate), inclusive design/beautification elements
 - **Downtown Connection Center** – \$470,000, 'art glass' at new DCC, proposed sculpture project – design phase (future phases/funding anticipated in 5-year-plan updates)
 - **Lone Tree Beautification/Artistic Components** - \$50,000 toward design, design phase (future phases/funding anticipated in 5-year-plan updates)
 - **Aspen Avenue "Niche"** (pedestrian and bicycle focused-area – next to Pay n Take) - \$75,000, bicycle parking and seating utilizing a small section of Century Link's Parking lot
 - **Route 66 and Fanning Landscaping** - Cost TBD, part of decades of continued landscaping of Route 66, nearing design completion
 - **Route 66 Historic Trail** - ~\$260,000, stone, wood and metal monuments as part of this ongoing project (started in 2017), Construction beginning soon
 - **Flowers, Expanded Use of Right-of-Way (EUROW)** projects
 - **Traffic Signal Cabinet Wraps** – next phase likely in FY23-24

Beautification Fund



- FY23-24 to FY26-27 Highlighted Out Year Projects: (More flexibility as scopes and commitments are still forming)
 - **Roundabouts:** Fourth Street & Lockett, Switzer Canyon
 - **Alley Activation:** Beautification components
 - **Bike and Pedestrian Safety** – new priority from BPAC Retreat
 - **Youth-Related Priorities:** school walkways/schoolyards, creating/improving a playground
 - **Fourth Street Bridge Phase II** (beautification/art on overpass railings on recently completed bridge over I-40)

Beautification Fund



BPAC Priority Scoring	Rank
4th Street/Lockett Roundabout	1
Pedestrian/Bike Safety	2
Alley Activation	3
Switzer Canyon Roundabout	4
4th Street Bridge: Phase II	5
Playground Beautification	6
School Walkways: Schoolyards	7
School Walkways: Beautification	8
Southside Greenspace Creation	9
Murdoch Center Landscaping Plan	10

Parks, Recreation, Open Space, Events



- Color of Money – General and BBB Tax Funded
- Capital Improvement Plan – How We *Will* Build Our 5-Year-Plan
 - Project selection will be driven by strategic discussions with two Commissions
 - New Master Plan (2023) to provide further direction
 - Seek matching grants to boost new ongoing capacity of \$600,000 per fiscal year and one-time capacity of \$1,000,000 in FY22-23



Parks, Recreation, Open Space, Events



FY22-23 Projects

- \$700,000 new sport courts
 - Design/construct 4-6 pickleball courts at Bushmaster Park
- \$200,000 permanent restrooms at Thorpe Park
 - Near the playground / ramada area
 - Thorpe Park is over 200-acres of full amenity regional park without permanent year-round restrooms for our community

BBB Funds



- Questions?

Solid Waste Fund



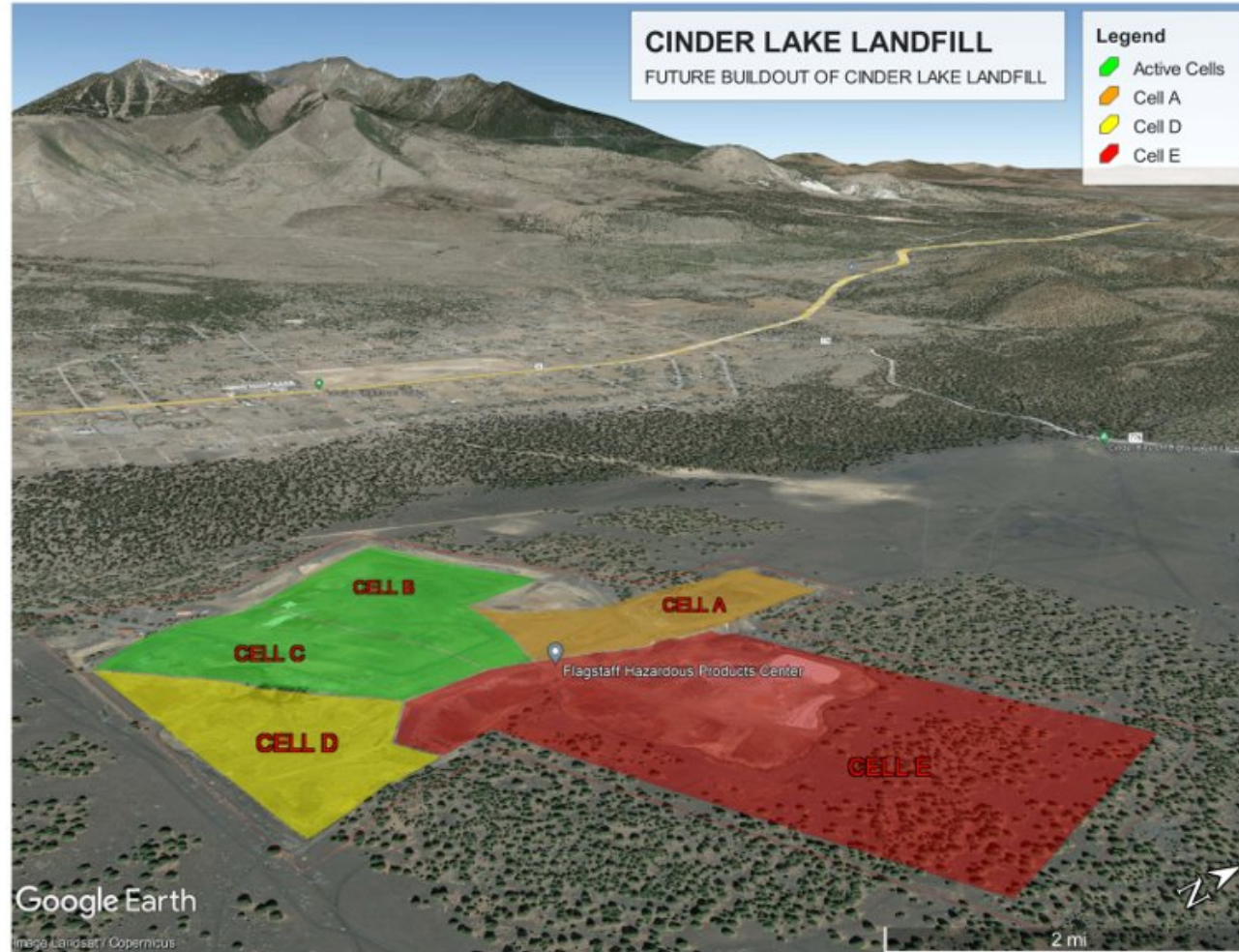
- **Color of Money** - Solid Waste Fees, Enterprise Fund
- **Landfill Road also known as Forest Road 6010 - FY21-24**
 - The 2.1-mile road has been the primary access route to Cinder Lake Landfill since it was initiated in 1965. Recent structural evaluations of the road conclude that the existing pavement is in irreparable condition. The cost for realignment and reconstruction of the road is estimated to be \$3 million.
- **Electrical Upgrade along Landfill Road - FY21-24**
 - The landfill currently relies on single-phase power. Three-phase power will be required to operate the future landfill gas collection system, leachate collection system, and an onsite well. The estimated cost for the electrical infrastructure is \$1 million.

Solid Waste Fund



- **Landfill Sequence D - FY 21-26** 33 acres with expected 10 to 12 years of capacity. Phase I excavation (85,000 cubic yards) of Sequence D was initiated in FY20-21. Phase II (250,000 cubic yards) is now in the design process and is tentatively scheduled for the Spring of 2023. Anticipated costs for excavation are projected to be \$4 million over 5 years.
 - While the need for a constructed cell is 5-years out, significant planning is required to stay on schedule. For instance, there are still 250,000 cubic yards of soil that needs to be excavated and processed within the next two years.
 - During the final grading, a design is required to be submitted to the Arizona Department of Environmental Quality for review

Solid Waste Fund



Solid Waste Fund



Solid Waste Fund



- **Materials Recovery Facility (MRF) Transition Capital FY22-24**
Initial capital of \$200,000 is budgeted for the later part of 2023 to begin the transition of the MRF into a transfer station. Additional capital may be required depending on the results of the consultants' recommendations for the design and operation of the reconfigured facility.
- **On-Site Well - FY21-24** Over the previous fiscal year staff has been evaluating the feasibility of constructing an on-site well. The project is proceeding as planned with the drafting of the construction specifications, which will transition into solicitation qualified contractors. The projected costs were initially estimated to cost between \$1.2 million and \$1.8 million to construct.

Solid Waste Fund



- **Sequence B Cap- FY24-27** Sequence B is expected to be closed by the year 2024. EPA regulations require capping within 210 days after the final load of waste is placed in the cell (Sequence). Department of Environmental Quality is favoring the installation of 36-inch evapotranspiration soil (ET) caps which should realize cost savings over a traditional cap. The projected costs for a traditional cap would be \$215,000 per-year for 10 years.
- **Methane Collection - FY24-26** Methane generation emissions at Cinder Lake Landfill are currently below regulatory thresholds, and don't require gas collection. However, future cells will be lined and "containerized" to trap gas more effectively than the current unlined cells. Cost savings can be realized if gas pipes are installed in concert with filling the cells. Installation is expected to be \$325,000 annually during construction.

Solid Waste Fund



- Questions?

HURF and RR&SS Tax Fund




- Highway User Revenue Funds (HURF)
 - *The language of Article IX, § 14 clearly limits a county's expenditure of highway user revenue funds "solely for **highway and street purposes** including costs of rights of way acquisition and expenses related thereto, construction, reconstruction, maintenance, repair, roadside development of county, city and town roads, streets and bridges and payment of principal and interest on highway and street bonds."*

[Use of Highway User Revenue Funds | Arizona Attorney General \(azag.gov\)](#)



HURF and RR&SS Tax Fund



- HURF
 - Sidewalk Replacement Program \$200K each year
 - Chip Seal \$2.1M - FY23

- RR&SS
 - 2014 voter approved maintenance sales tax
 - Used primarily to supplement maintenance efforts and catch up of HURF shortfalls
 - Asphalt Overlay \$5M -FY23, \$7M is programmed in out years

HURF and RR&SS



Questions?



The
Budget Team
CITY OF FLAGSTAFF



Break


Transportation Tax Fund



- Transportation Tax
 - Old Tax (approved 2000, expired 2020)
 - Safety Improvements
 - Street Improvements
 - New Tax (approved 2018, current)
 - New Street Projects
 - Street Widening Projects
 - Street Operations
 - Bicycle and Pedestrian Projects
 - General Improvements and Partnerships



Transportation Tax Fund



- FY22-23 Projects (that need to stay in place)

- Projects in construction
 - Beulah/University (old & new)
- Projects in Planning or Design
 - Lone Tree Railroad Overpass
 - JWP Extension Ph. 1 and 2 (Planning)
 - Butler Widening
 - Lockett/4th Roundabout
 - Dark Sky Lighting



- FY23-24 to FY26-27 Out-Year Projects (more flexibility here)

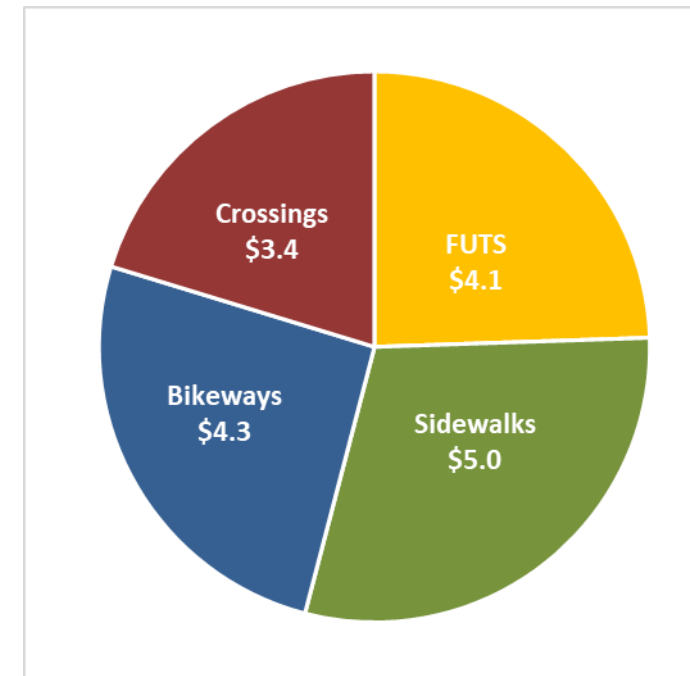
- JWP - Lake Mary/ Airport
- Lone Tree - Pine Knoll to Powell
- West Route 66 (ADOT)

Transportation Tax | Ped-Bike



Funding – first five years

- \$10 million from trans sales tax (Prop 419) @ \$2 million per year
- \$5.5 million from First Mile Last Mile grant



Transportation Tax | Ped-Bike



Four-step planning process

- Inventory
- Implementation
- Priorities
- Plan and program


Community engagement

- 11 community surveys
- On-going discussion at PAC, BAC, Transportation Comm
- Community open houses, discussion, tabling events

Ped-bike project map...

<https://flagstaff.maps.arcgis.com/apps/instant/sidebar/index.html?appid=a53a041956f5473490a93b48d32f8f80>

Transportation Tax | Ped-Bike



Sidewalks

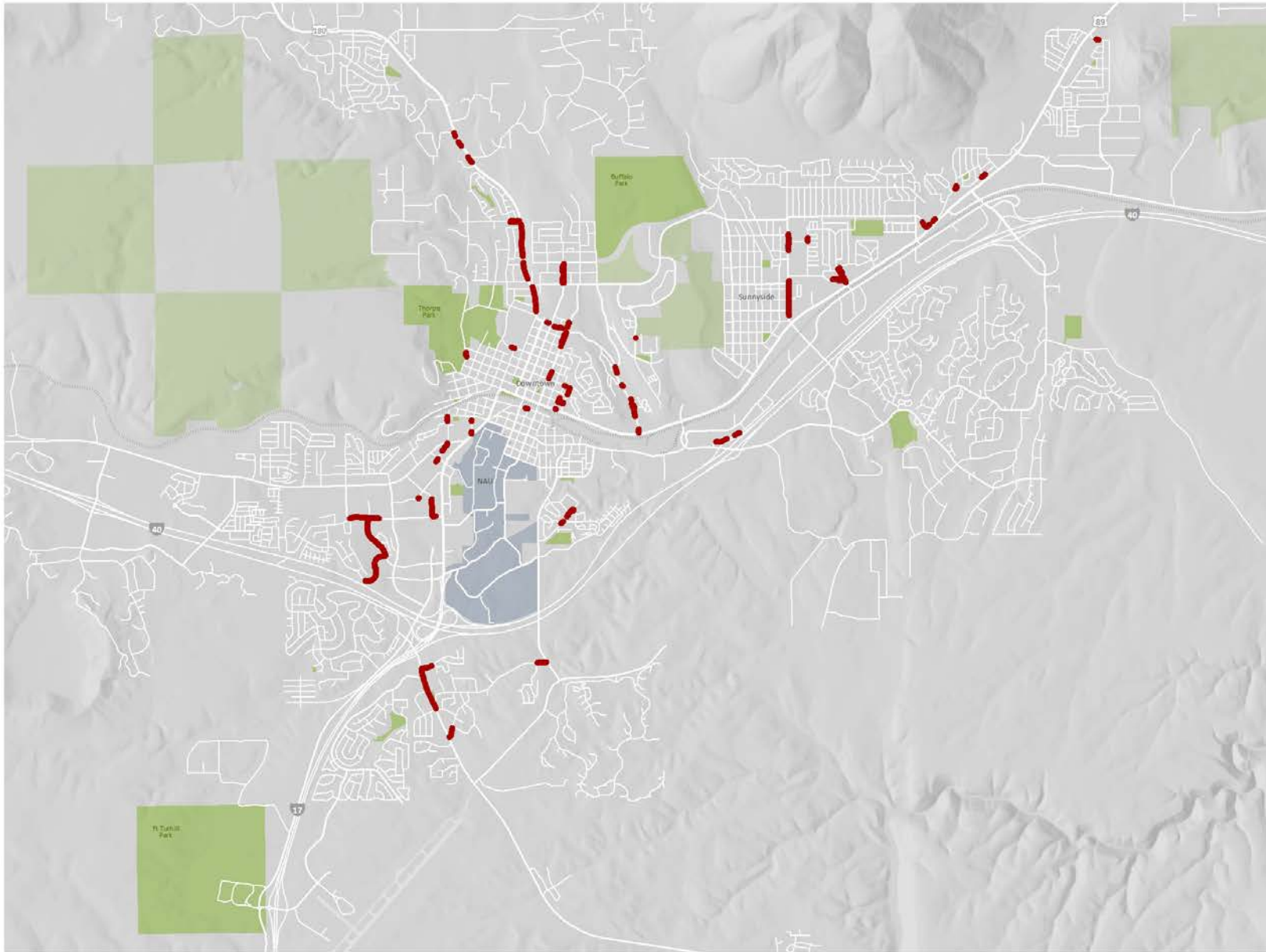
Next year (FY23)...

- Sidewalk infill
- Fort Valley Rd – Navajo to Meade
- Fourth St – Route 66 to Lockett
- Lake Mary Rd – Walapai to Anita

Out years (FY24-27)...

- Steves/Lakin
- San Francisco/Columbus
- Switzer Canyon Dr – Route 66 to Turquoise
- Yale St – University to Plaza
- Forest Meadows/University/Highland Mesa
- Beaver St – Forest to Cedar





Missing sidewalks

 Sidewalks | within 5 years

1
Miles



City of Flagstaff
March 2022

Transportation Tax | Ped-Bike



Enhanced crossings

Next year (FY23)...


- Butler Ave @ O'Leary

Out years (FY24-27)...

- Ft Valley Rd @ Forest-Anderson-Meade
- Soliere Ave @ bus stops
- Highway 89 @ Snowflake
- Milton Rd @ Starbucks
- Woodlands Village Blvd @ FUTS
- Bonito St @ Karen Cooper FUTS
- Humphreys St @ Fine



Transportation Tax | Ped-Bike

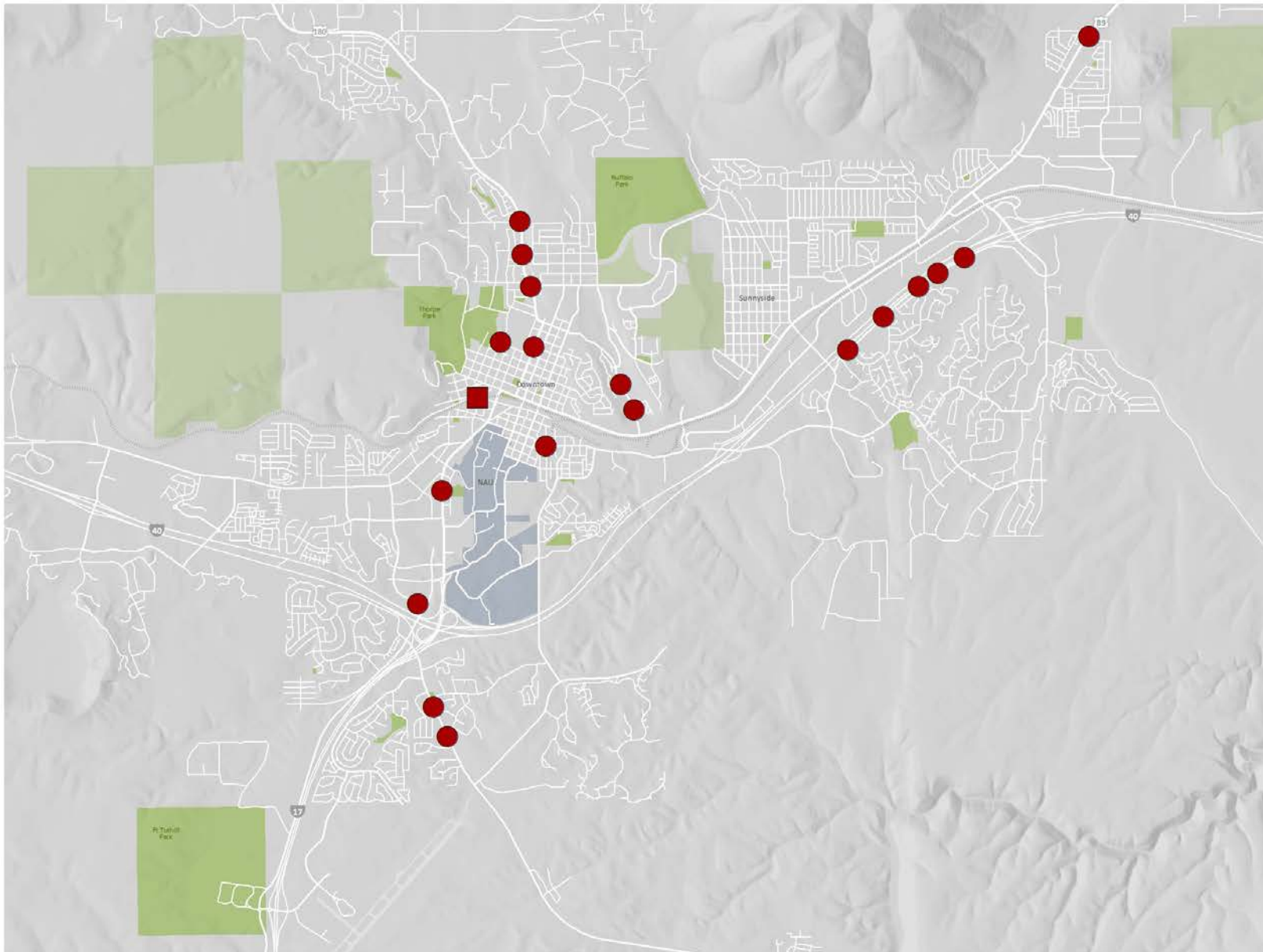


Grade-separated crossings

Next year (FY23)...

- Florence-Walnut @ BNSF





Planned enhanced-separated crossings


- Separated | by timeframe
- Enhanced | within 5 years

1 Miles



City of Flagstaff
March 2022

Transportation Tax | Ped-Bike



FUTS trails

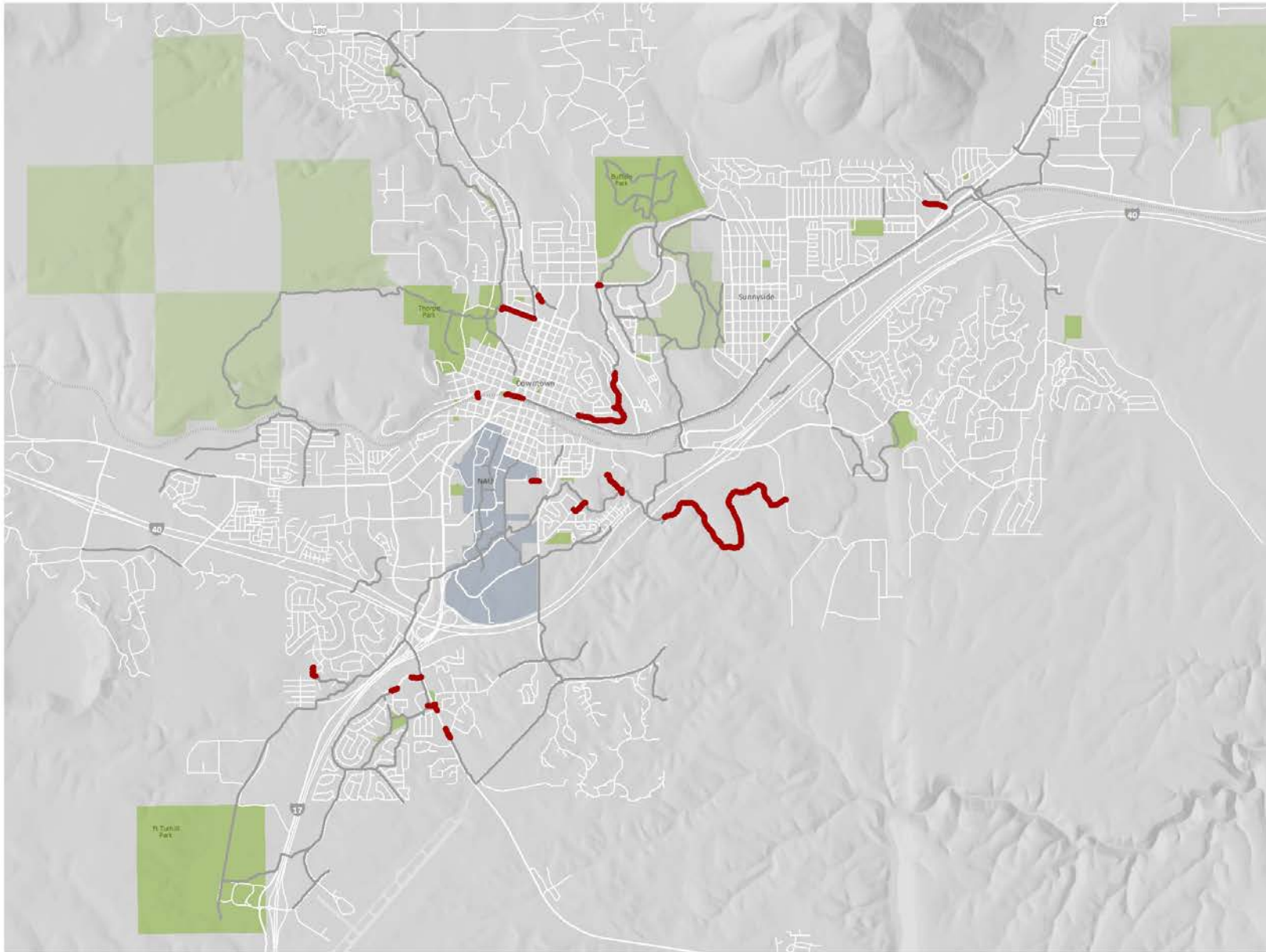
Next year (FY23)...

- Switzer Canyon Trail
- Sinclair Ridge Trail
- Mountain View/Hoskins Trail
- FUTS signing
- Improvements and enhancements
- Singletrack/forest access trails



Out years (FY24-27)...

- Foxglenn Trail
- Sawmill Trail
- Linda Vista Trail
- Marshall Trail





Planned FUTA trails

-  FUTA | within 5 years
-  FUTA | existing



City of Flagstaff
March 2022

Transportation Tax | Ped-Bike



Bikeways


Next year (FY23)...

- Bikeway signing
- Bike lane striping
- Bike route designation
- Buffered bike lanes
- Shared lane markings

Out years (FY24-27)...

- Bike boulevards
- McConnell bike lanes
- Fort Valley bike lanes

Transportation Tax | Ped-Bike



Bikeway corridor enhancements

Next year (FY23)...


- Butler Ave west
- Forest-Cedar
- Fourth St north

Out years (FY24-27)...

- San Francisco St
- Beaver St
- Lynch-Cummings
- Soliere Ave

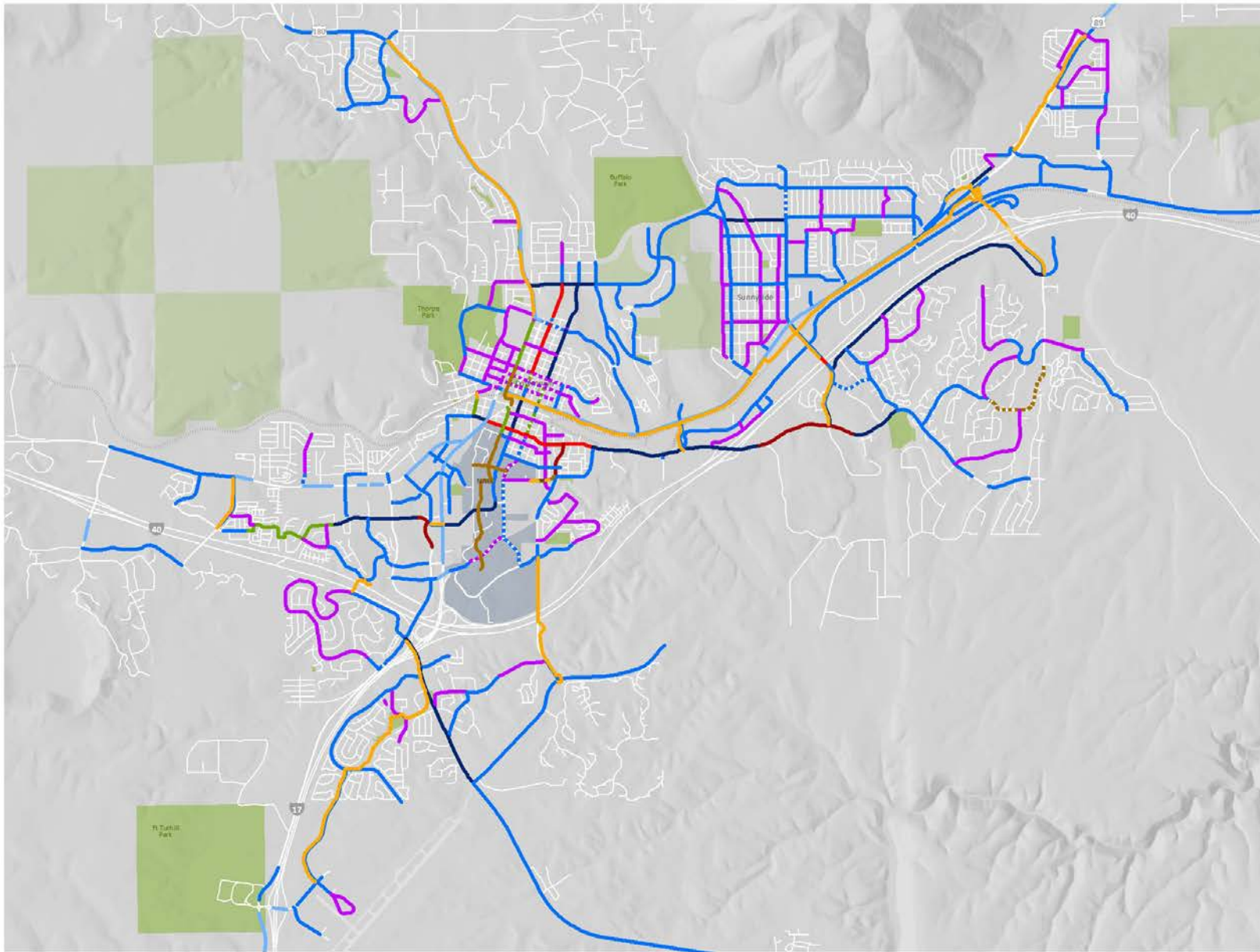


Transportation Tax | Ped-Bike



Bikeways corridor enhancements

- Variety of treatments along the length of a bikeway corridor
- Used on primary and secondary bikeways
- More paint and markings than construction
- Makes cyclists feel more welcome and better accommodated
- Raises the visibility of the corridor as a bicycle facility
- Most effective when treatment is consistent along corridor



**Bikeways
within 5 years**

Plan | 1 Short

-  Route
-  Shared lane markings
-  SLM/bike lane
-  Green SLM
-  Boulevard
-  Advisory
-  Shoulders
-  Bike lanes
-  Buffered
-  Separated - vertical
-  Separated - horizontal
-  Cycletrack
-  Divided FUTS
-  FUTS
-  Sidewalk




City of Flagstaff
March 2022

Transportation Tax Fund

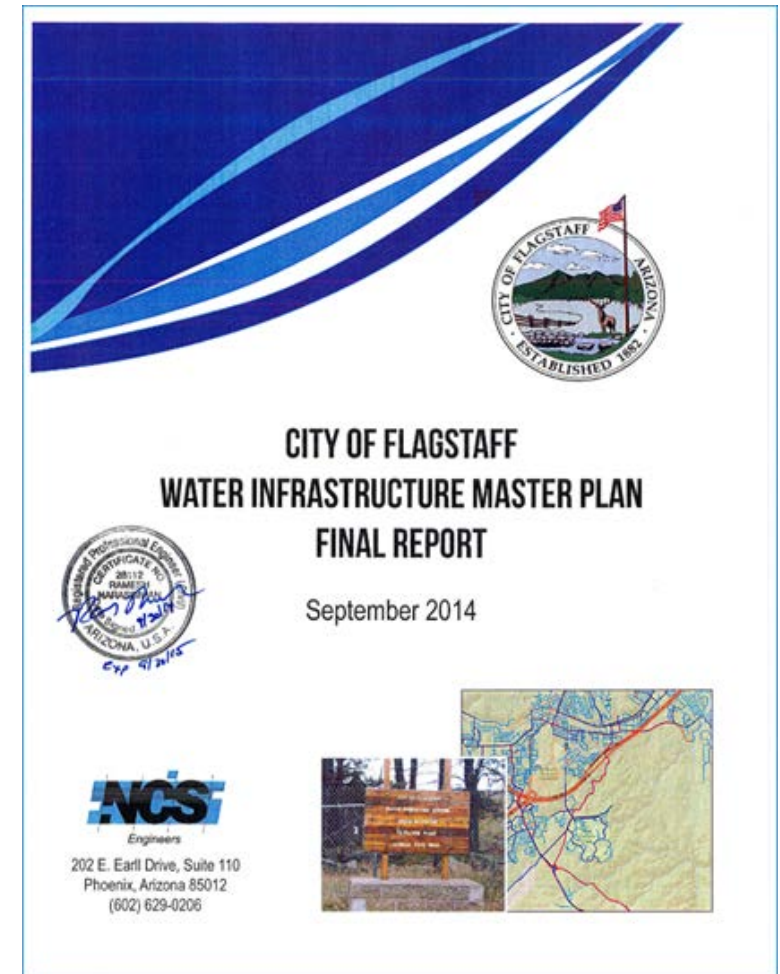


- Questions?

Drinking Water Fund



- Funding Sources
 - Water Bills
 - Capacity Fees
 - Future Rate Study
 - Loans/Grants (WIFA, Reclamation)
- Capital Program Process
 - Water Master Plan – 2014
 - Meet with Operations and Maintenance Staff
 - Water Commission Review
 - Adjustments Based on Revenues



Drinking Water Fund



- Highlighted Projects

- Lake Mary WTP Sediment & Flocculation Basins Rehab - \$6.5 Million
- Lake Mary WTP Land Acquisition - \$3 Million
- Switzer Canyon Transmission Ph 4 - \$3 Million
- Switzer Canyon Transmission Ph 5 - \$2.8 Million
- Fort Tuthill Well #2 Pump House - \$1.7 Million
- Lake Mary Raw Water Pipeline Rehab - \$2 Million

Drinking Water Fund

- Lake Mary Sediment and Flocculation Basins
 - \$6.5 Million – Costs have escalated due to inflation
 - Equipment Asset Over 60 years – Aging Infrastructure
 - 2014 Water Master Plan
 - 2015 Water Treatment Plan Condition Assessment – Highest Priority

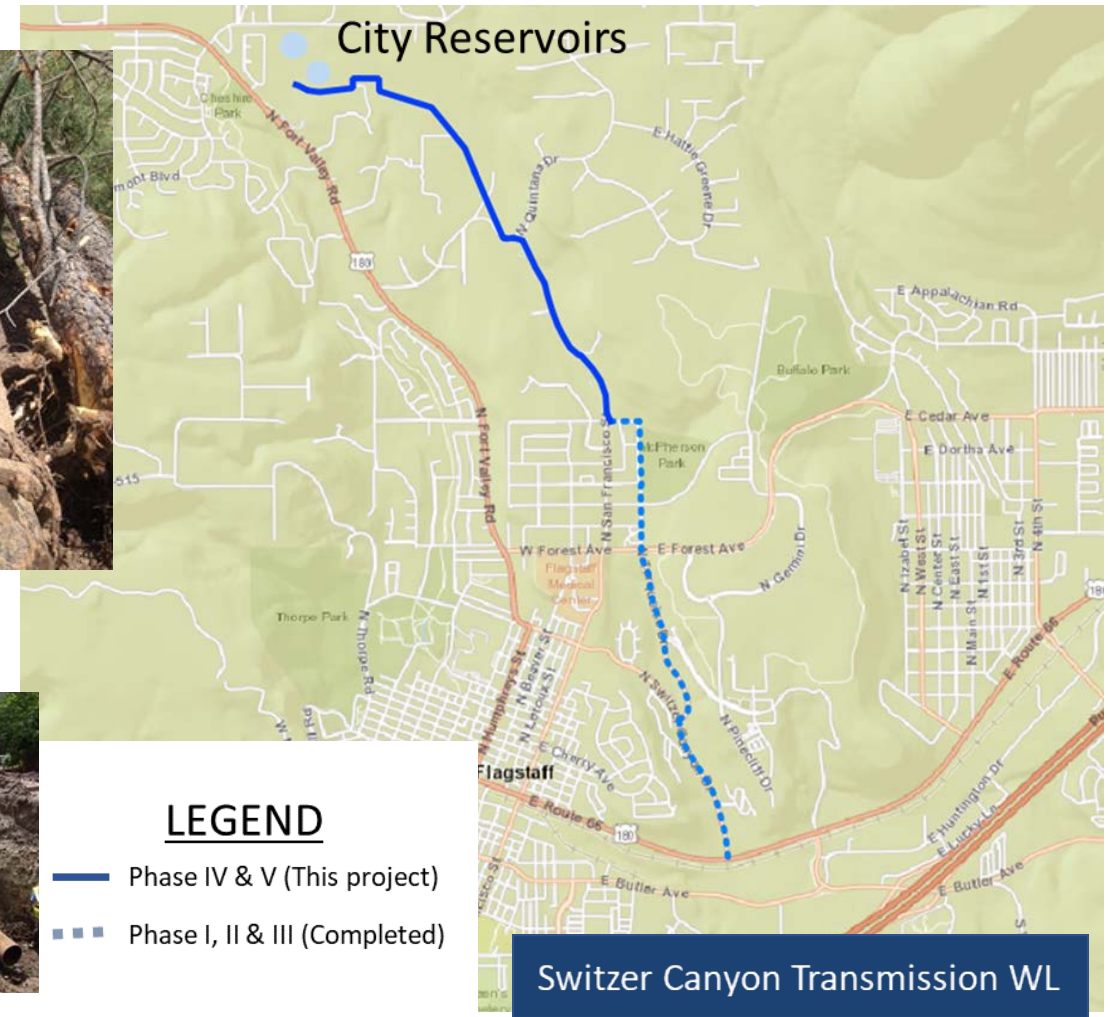
This is a critical project



Lake Mary WTP Basins

Drinking Water Fund

- Switzer Canyon Transmission
 - Phase 4 - \$3 Million (FY23-24)
 - Phase 5 - \$2.8 Million (FY25-26)
 - Aging Infrastructure – Replacing 70-year-old cast iron pipe
 - Main arterial feed into the City from Main Reservoir



This is a critical project

Drinking Water Fund

- Fort Tuthill Well
 - Well drilling and testing completed this winter
 - Well House design and construction FY22-23
- Future Wells
 - Annual budget - \$2 Million
 - 2014 Water Master Plan identified need: 5 Wells – 10 years
 - Well Siting at CDR has begun



McAllister Well Construction



Drinking Water Fund



- Lake Mary Raw Water Pipeline Rehab
 - 8 Breaks in the last 17 yrs
 - Pipe material no longer made
 - Originally constructed in the 1960's
 - Supplies up to 40% of City Water
 - Critical City water supply



This is a critical project

Drinking Water Fund

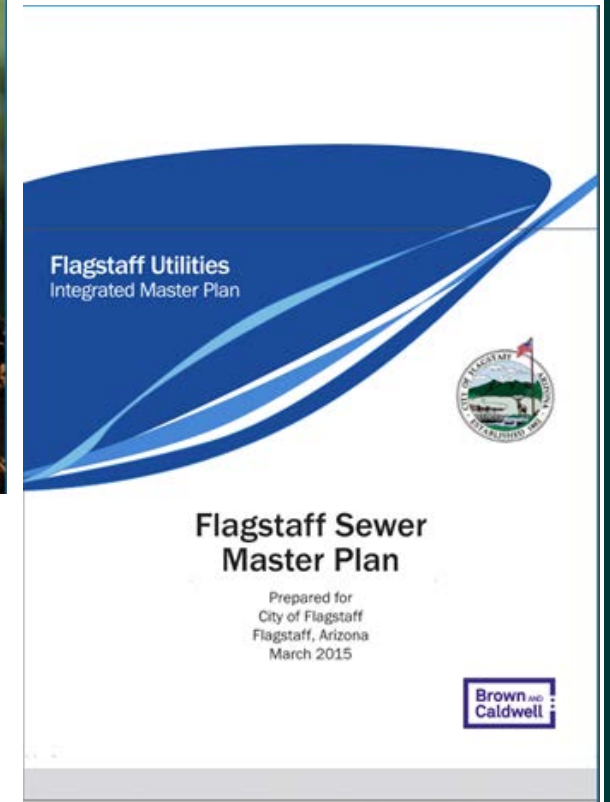



- Questions?

Wastewater Fund



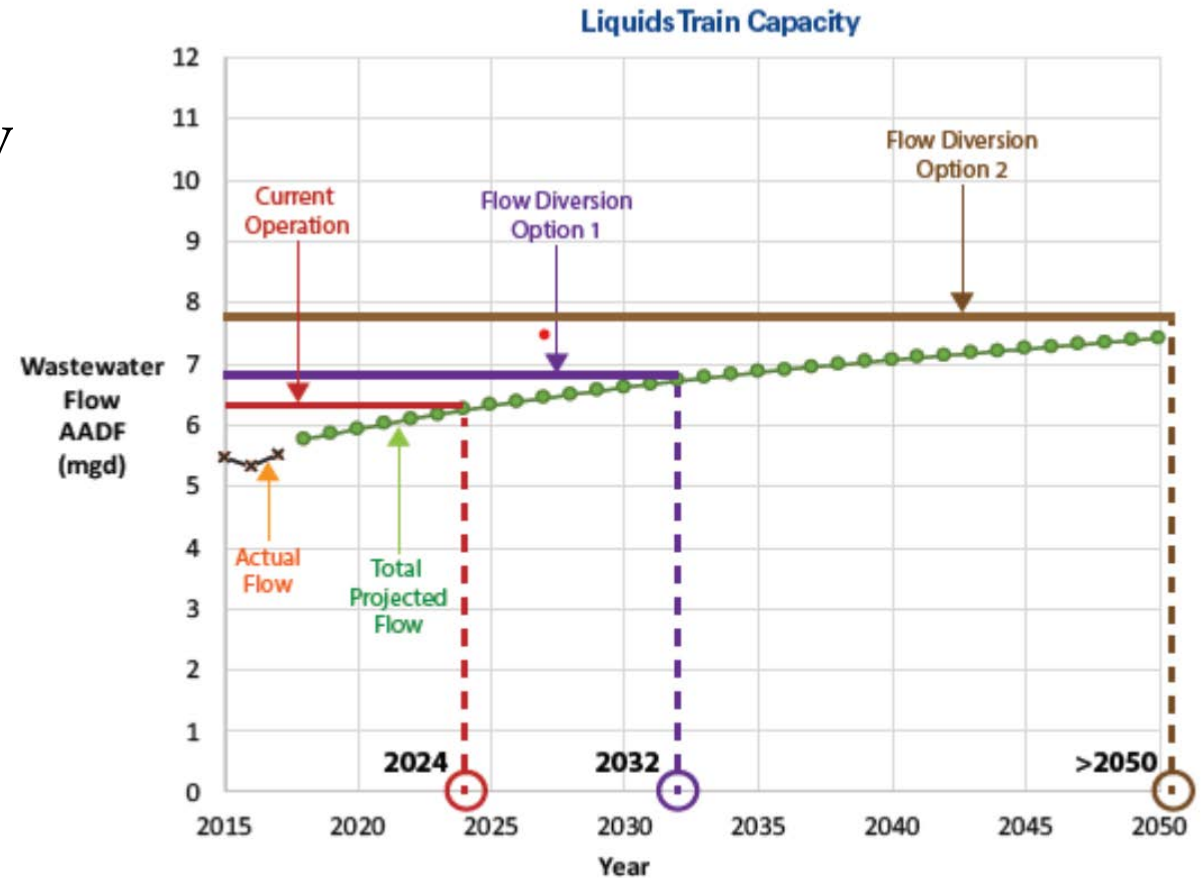
- Funding Sources
 - Water Bills (user fees)
 - Capacity Fees
 - General Obligation Bond Requests
 - Seeking Other Grant Opportunities
 - Future Rate Study
 - NORESKO
- Capital Program Process
 - Sewer Master Plan – 2015
 - Biosolids Master Plan – 2020
 - Meet with Operations and Maintenance Staff
 - Adjustments Based on Revenues and **Critical Needs**
 - Water Commission



Wastewater Fund



- Critical Needs
 - Wastewater Treatment Capacity
 - Solids Capacity
 - Liquid Capacity
 - Redundancy
 - Maintenance
 - Aging Infrastructure Rehab



Wastewater Fund



- Ongoing Projects
 - Rio De Flag Sewer Relocations
- Aging Sewer Infrastructure
 - Coconino Estates
 - 1st Ave/Route 66 Sewer
 - Future Years Funding Reprioritized

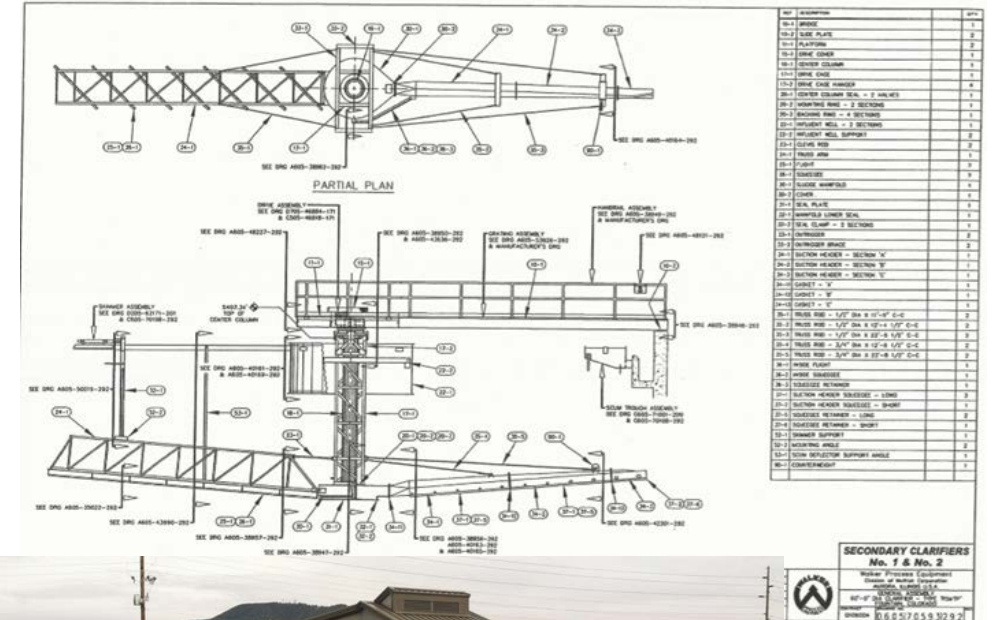
Wastewater Fund



- Highlighted Increased Capacity Projects
 - Rio Clarifier and Mixers Project
 - Wildcat New Digesters
 - Rio Flow Diversion
 - Wildcat Expansion Design
- Critical and Aging Treatment Infrastructure

Wastewater Fund

- Rio Clarifier and Mixers - \$2.2 Million
 - \$750,000 is GO Bond Request
 - Identified in Bio Solids Master Plan
 - Rehabs both Primary and Secondary clarifiers and mechanical components
 - Aging Infrastructure – 28 years old
 - Critical for increased wastewater treatment capacity needs

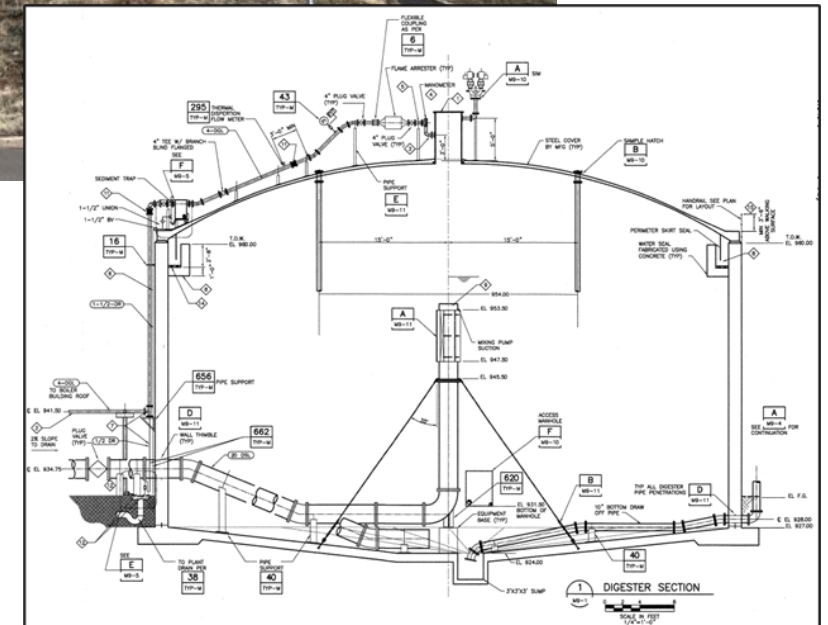


Wastewater Fund

- Wildcat New Digesters - \$16 Million
 - Redundancy and Increased Solids Treatment Capacity
 - Treats sludge from both plants
 - Project Description
 - Two 60 ft concrete anaerobic digesters
 - Digester Control Building
 - Biogas Handling System



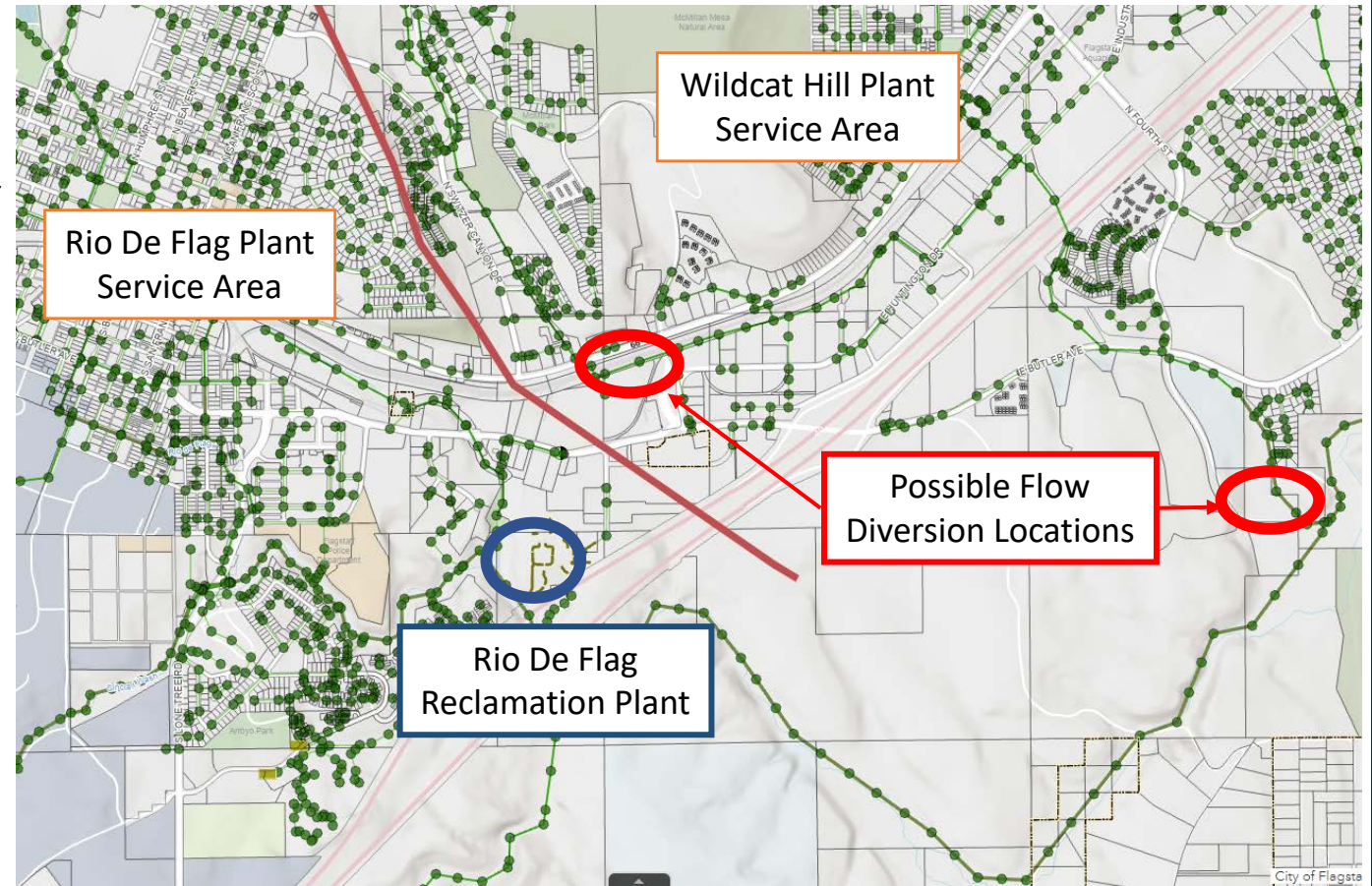
*Existing Anaerobic Digesters
at WHWRP*




Engineering Section of Typical Digester

Wastewater Fund

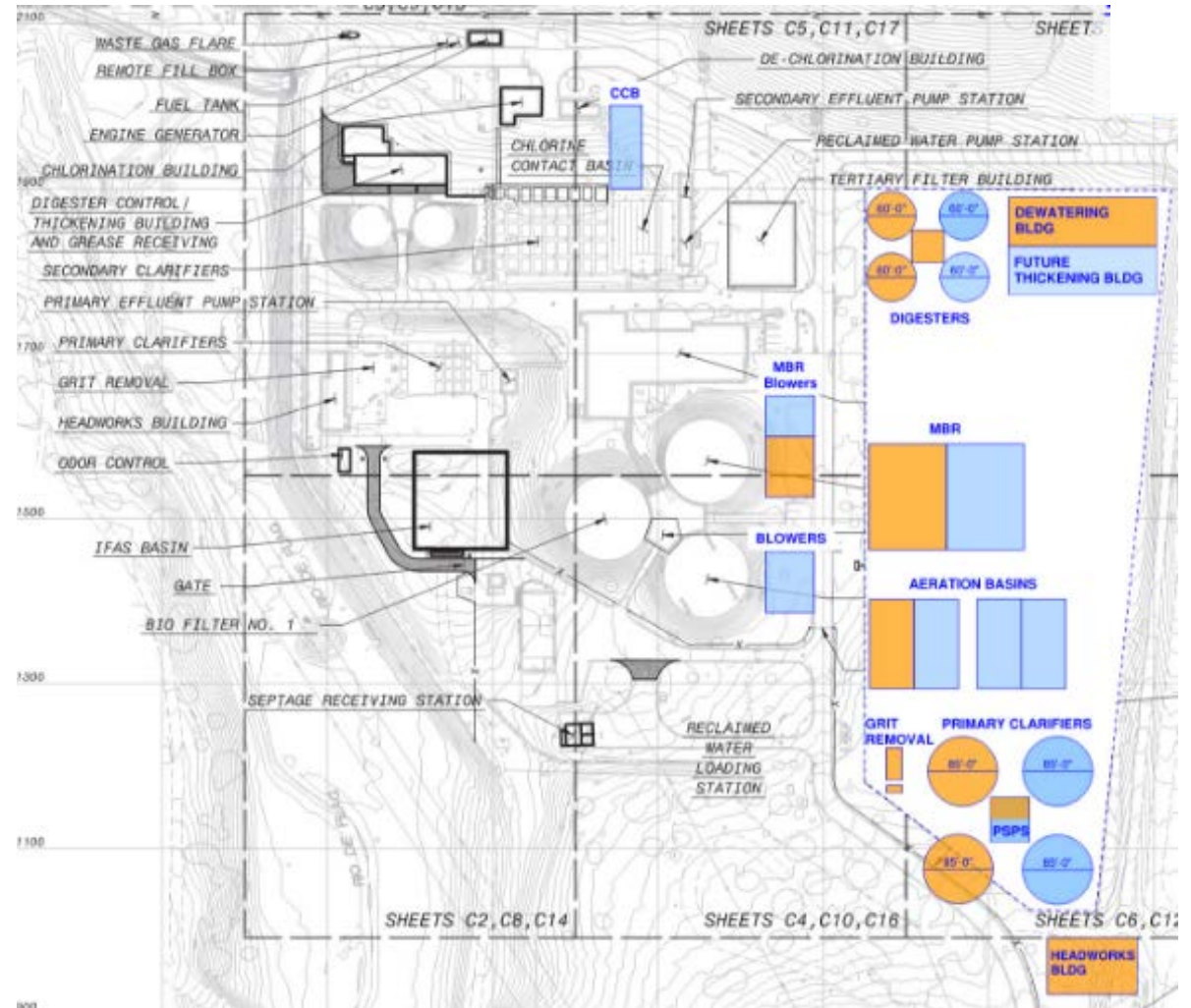
- Rio Flow Diversion (\$5.85 Million)
 - Increased organic loading due to conservation efforts
 - Reduces hydraulic loading at Wildcat
 - Temporarily accommodates committed capacity to provide time to implement Wildcat Expansion



Wastewater Fund



- Wildcat Expansion Design
 - Master Plan - \$1 Million Funded FY22-23
- Wildcat Expansion Construction




Wastewater Fund



- Questions?


Reclaimed Water Fund



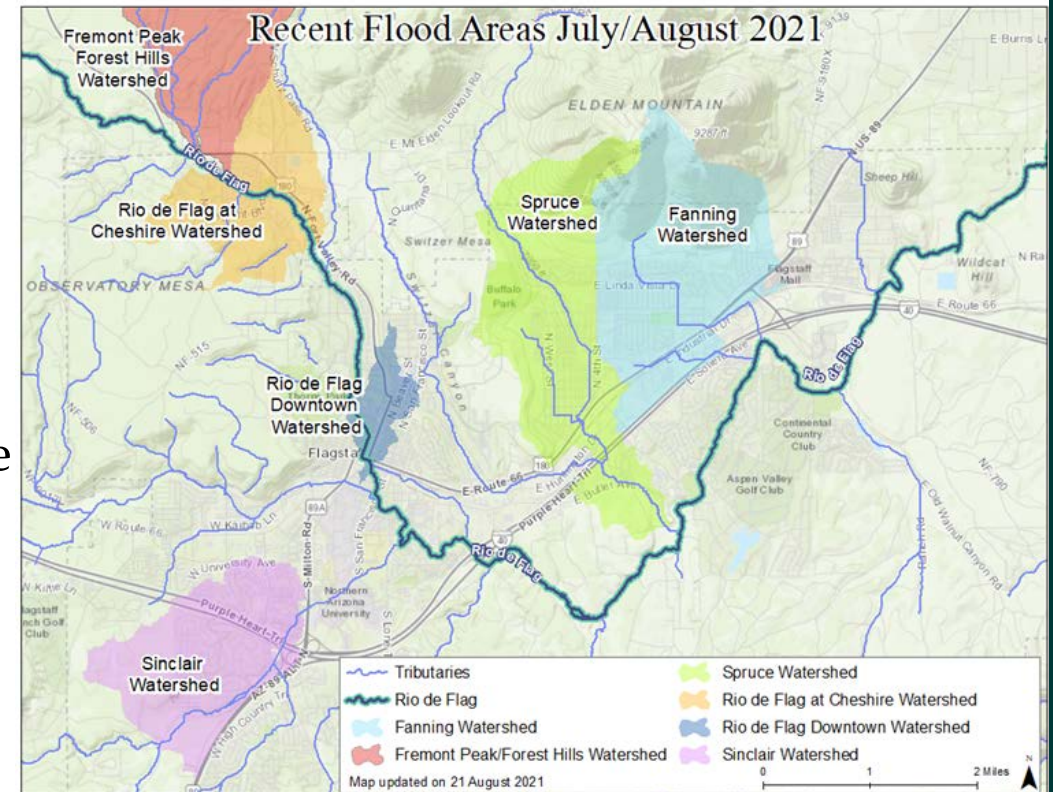
- Funding
 - User fees
 - Debt Service
- Projects
 - 8" Bottleneck – Replacement
 - Buffalo Park Chlorine Building Upgrade
 - Rio PRV Station



Stormwater Fund




- Funding
 - Stormwater Rates (last adjusted 2018)
 - Currently working to update rates
 - Grants
 - General Obligation Bond requests
- 5-year program built on flood risk, problem areas identified
- Stormwater is impacted by:
 - Flooding (2019 Museum Fire, monsoons, climate change)
 - Coordination with other Sections and Divisions
 - Coordination with Flood Control District
 - Council direction (prior flood impacts)
 - Federal grants (FEMA)
 - Federal, State, and local code and regulations




Stormwater Fund



- \$8.8 Million
 - FY 22-23
 - Downtown Mile - \$2 Million
 - Spruce Wash Dortha Inlet - \$2.8 Million
 - FY 23-24
 - Spruce Wash 4th St & Butler Ave - \$1.5 Million
 - FY 24-25 and beyond
 - Steves Blvd Wash at Soliere - \$1 Million
 - Fanning Wash at Steves Blvd - \$1.5 Million



Stormwater Fund



- Grants and General Obligation Bond Projects - \$22.5 Million
 - FY22-23
 - Killip Basin Inlet - \$1.5 Million*
 - Linda Vista Culvert - \$1.3 Million*
 - FY23-24
 - Cedar Avenue Culvert - \$1.2 Million*
 - Spruce Wash Channel Improvements - \$800,000*
 - Fanning Wash at Soliere - \$1 Million
 - South Mt. Elden Flood Mitigation - \$3 Million
 - Ponderosa Park Drainage - \$1.5 Million*
 - Dortha to Arroyo Seco Tunnel - \$1.5 Million (underfunded)*
 - FY24-25 and beyond
 - Downtown Rio Laterals - \$1.2 Million
 - Spruce Wash Tunnel South - \$6 Million (underfunded)*
 - Fanning Wash at Route 66 - \$2 Million
 - Switzer Canyon Flood Detention - \$1.5 Million



Existing Linda Vista Culvert

* = Spruce Wash Flooding Projects



Wrap Up



The
**Budget
Team**

CITY OF FLAGSTAFF

City of Flagstaff
Capital Improvement Program Summary Review
Detailed Schedule

Thursday, March 31st
Public Works/Hybrid
8:00 a.m. to 12:00 p.m.

Time	Description	Assigned
8:00 - 8:25	Introduction and Objectives	Greg Clifton
8:25 - 8:40	General Government	Rick Tadder
8:40 - 8:50	Airport	Heidi Hansen/Barney Helmick/Brian Gall
8:50 - 9:05	BBB	
	Arts and Science	Heidi Hansen/Eliza Kretzmann
	Beautification	Heidi Hansen/Eliza Kretzmann
	Recreation	Rebecca Sayers
9:05 - 9:15	Solid Waste	Scott Overton/Todd Hanson
9:15 - 11:00	Streets and Transportation	
	HURF/Road Repair & Street Safety	Scott Overton/Sam Beckett/Adam Miele
9:45 - 10:00	Break	
	Transportation - Streets - General Partnership Opportunities	Rick Barrett / Trevor Henry
	Transportation - Bike & Pedestrian Safety	Rick Barrett/Martin Ince
11:00 - 11:50	Water Services	Andy Bertelsen/ Brian Huntzinger/ Lisa Deem / Gary Miller/ Jim Huchel/ Ed Schenk
	Drinking Water	
	Wastewater	
	Reclaimed Water	
	Stormwater	
11:50 - 12:00	Wrap Up	Kattie Wittekind

City of Flagstaff
Capital Improvement Program Summary
Fiscal Year 2022-2023 - Fiscal Year 2026-2027

	A	B	C	D	E	F	G	Total Plan
	Budget 2021-2022	Estimate 2021-2022	Budget 2022-2023	2023-2024	2024-2025	2025-2026	2026-2027	
General Government								
Debt	29,872,431	29,872,431	10,500	10,000,000	10,000,000	5,061,000	50,000	
Pay as You Go	11,632,947	9,459,813	5,336,454	40,000	40,000	40,000	-	
Grant	2,540,000	2,540,000	990,000	990,000	250,000	250,000	250,000	

City of Flagstaff
Capital Improvement Program Summary
Fiscal Year 2022-2023 - Fiscal Year 2026-2027

		A	B	C	D	E	F	G	Total
		Budget 2021-2022	Estimate 2021-2022	Budget 2022-2023	2023-2024	2024-2025	2025-2026	2026-2027	Plan
Airport									
1	Airport Drainage Imp - Design	\$ 400,000	399,761	-	-	-	-	-	399,761
2	Multi-Use Equip Building - Design	881,699	806,254	-	-	-	-	-	806,254
3	Parking Improvements	2,781,222	2,665,381	-	-	-	-	-	2,665,381
4	Multi-Use Building - Construct	8,000,000	-	24,780,722	-	-	-	-	24,780,722
5	Land Acquisition	750,000	750,000	2,000,000	-	-	-	-	2,750,000
6	Taxiway - Apron W - Design	800,000	800,000	-	-	-	-	-	800,000
7	Taxiway W-Rehab and Relocate	-	-	-	11,500,000	-	-	-	11,500,000
8	Land Safety Area 60 Acres	-	-	-	2,000,000	-	-	-	2,000,000
9	Taxiway A Rehabilitate	-	-	-	-	1,000,000	-	-	1,000,000
10	Perimeter Service Road Rehab	-	-	-	-	4,500,000	-	-	4,500,000
11	Rehab Runway 3-21	-	-	-	1,400,000	-	-	-	1,400,000
12	Taxiway - Rehabilitate	-	-	-	-	-	500,000	-	500,000
13	Terminal Construct/Expand	-	-	-	2,100,000	-	-	4,400,400	6,500,400
14	FAA Entitlement-Unidentified Proj	-	-	-	-	-	-	1,100,000	1,100,000
15	ADOT Future - Runway Rehab	-	-	1,263,350	400,000	-	-	-	1,663,350
16	ADOT Environmental Assess.	750,000	750,000	-	-	-	-	-	750,000
17	FAA AIP Infrastructure	-	-	1,493,448	-	-	-	-	1,493,448
18	Parking Lot Improvements	-	-	500,000	380,000	370,000	-	-	1,250,000
Total Airport		\$ 14,362,921	6,171,396	30,037,520	17,780,000	5,870,000	500,000	5,500,400	65,859,316

Debt	-	-	-	-	-	-	-	-
Pay as you go	3,388,614	2,875,751	1,983,379	1,257,320	864,700	22,350	245,868	
Grant	10,974,307	3,295,645	28,054,141	16,522,680	5,005,300	477,650	5,254,532	

City of Flagstaff
Capital Improvement Program Summary
Fiscal Year 2022-2023 - Fiscal Year 2026-2027

	A	B	C	D	E	F	G	Total
	Budget 2021-2022	Estimate 2021-2022	Budget 2022-2023	2023-2024	2024-2025	2025-2026	2026-2027	Plan
BBB Funds								
1 Arts and Science								
2 Airport Murals	\$ 2,000	-	-	-	-	-	-	-
3 Flagstaff Art Festival Support	-	-	50,000	-	-	-	-	50,000
4 ArtWins temporary sculpture	10,000	10,000	-	-	-	-	-	10,000
5 Courthouse Art Piece	13,500	13,500	-	-	-	-	-	13,500
6 Moon Landing Sculpture/ Art	24,000	-	-	-	-	-	24,000	24,000
7 Santa Fe Pluto Sculpture	100,000	-	-	-	-	-	100,000	100,000
8 Mural Initiative/ Alley Art Imp.	98,000	98,000	10,000	-	-	-	-	108,000
9 NAIPTA Bus Wraps	25,000	25,000	-	-	-	-	-	25,000
10 Library Art Piece	65,000	65,000	-	-	-	-	-	65,000
11 Neighborhood Plans Art Projects	50,000	50,000	-	-	-	-	-	50,000
12 Eastside Neighborhoods	35,000	35,000	-	-	-	-	-	35,000
13 Indigenous Representation	100,000	100,000	25,000	25,000	50,000	-	-	200,000
14 Traffic Boxes	3,875	3,875	-	-	-	-	-	3,875
15 Indoor Art	10,000	10,000	-	-	-	-	-	10,000
16 Mural/Rock Wall - Railroad	-	-	-	-	-	-	75,000	75,000
17 Artwork at Transportation Ctr.	-	-	35,000	-	-	-	-	35,000
18 Rio de Flag Artwork	-	-	-	15,000	80,000	80,000	80,000	255,000
19 Contingency for Future Projects	179,000	179,000	49,000	85,000	-	-	-	313,000
20	715,375	589,375	169,000	125,000	130,000	80,000	279,000	1,372,375
21			-					
22 Recreation BBB								
23 Sports Courts	-	-	700,000	-	-	-	-	700,000
24	-	-	700,000	-	-	-	-	700,000
25								
26 Beautification								
27 City Hall Lawn	350,000	350,000	-	-	-	-	-	350,000
28 North Edge - Milton/Rt. 66	-	-	-	-	311,300	-	-	311,300
29 Train Station Platform	356,819	356,819	-	-	-	-	-	356,819
30 Urban Forest	100,000	100,000	-	-	-	-	-	100,000
31 Downtown Green	100,000	-	-	200,000	-	-	-	200,000
32 Downtown Tree Wells	200,000	200,000	-	-	-	-	-	200,000
33 Buffalo Park Parking	345,000	345,000	-	-	-	-	-	345,000

City of Flagstaff
Capital Improvement Program Summary
Fiscal Year 2022-2023 - Fiscal Year 2026-2027

	A	B	C	D	E	F	G	Total
	Budget 2021-2022	Estimate 2021-2022	Budget 2022-2023	2023-2024	2024-2025	2025-2026	2026-2027	Plan
BBB Funds								
34 Beautification - Continued								
35 Rt. 66-S. Edge: Fanning to Rt. 66	\$ 233,000	233,000	-	-	-	-	-	233,000
36 La Plaza Vieja Park	-	-	-	-	-	200,000	-	200,000
37 Library Entry (Art Base)	312,000	312,000	375,000	-	-	-	-	687,000
38 Downtown Paver Redo	320,000	320,000	-	-	-	-	-	320,000
39 Southside Green Space	100,000	100,000	-	-	-	-	-	100,000
40 Phoenix-San Fran to Mikes Pike	175,000	175,000	-	-	-	-	-	175,000
41 Phoenix Parking Plaza	245,000	245,000	225,000	-	-	-	-	470,000
42 Milton and Butler Drainage	250,000	-	-	-	-	250,000	-	250,000
43 McAllister Rt 66 Interp Plaza	12,450	12,450	-	-	-	-	-	12,450
44 Route 66 Interpretive Trail	268,855	268,855	-	-	-	-	-	268,855
45 Holiday Decorations	18,880	18,880	-	-	-	-	-	18,880
46 Flowers and Flagpoles	50,000	50,000	-	-	-	-	-	50,000
47 Aspen Bike/Ped Enhancements	74,000	74,000	25,000	-	25,000	-	-	124,000
48 Switzer Canyon Roundabout	122,000	-	-	122,000	-	-	-	122,000
49 Lunar Landing Plaza	375,000	-	-	-	-	-	375,000	375,000
50 ADOT Sites	175,000	175,000	100,000	25,000	-	-	-	300,000
51 ADOT Beautification	90,000	90,000	-	-	-	-	-	90,000
52 Eastside Neighborhood Beaut.	250,000	-	-	-	-	-	250,000	250,000
53 School Walkways	88,000	88,000	-	-	-	-	-	88,000
54 Pluto Piece	-	-	-	-	-	-	125,000	125,000
55 Mural Initiative	90,000	90,000	-	-	-	-	-	90,000
56 Playground Beautification	-	-	-	100,000	-	-	-	100,000
57 Beautification-Rt. 66/Ponderosa	-	-	30,000	-	-	-	-	30,000
58 Beautification-Rt. 66/Verde	60,000	-	-	-	60,000	-	-	60,000
59 Indigenous Representation Base	275,000	275,000	-	-	-	-	-	275,000
60 Rio de Flag	-	-	-	500,000	500,000	500,000	500,000	2,000,000
61 Airport Parking Lot	100,000	100,000	30,000	-	-	-	-	130,000
62 4th Street/Lockett Roundabout	-	-	150,000	-	-	-	-	150,000
63 Saturn Gates	-	-	-	-	-	-	50,000	50,000
64 Expanded Use of Right-of-Way	40,000	40,000	-	-	-	-	-	40,000
65 Phone Booth Library	20,000	20,000	-	-	-	-	-	20,000
66 Traffic Signal Boxes	10,000	-	12,000	-	-	-	-	12,000
67 Vacant Space Activation	20,000	-	-	-	-	-	-	-
68 Traffic Signal Boxes	10,000	-	-	-	-	-	-	-
69 Frances Short Pond Master Plan	176,000	-	50,000	-	-	-	-	50,000

City of Flagstaff
Capital Improvement Program Summary
Fiscal Year 2022-2023 - Fiscal Year 2026-2027

	A	B	C	D	E	F	G	Total
	Budget 2021-2022	Estimate 2021-2022	Budget 2022-2023	2023-2024	2024-2025	2025-2026	2026-2027	Plan
BBB Funds								
70 Beautification - Continued								
71 Our Town Grant	\$ 50,000	-	-	-	-	-	-	-
72 Fourth Street Bridge (Phase 2)	-	-	-	-	300,000	-	-	300,000
73 Pedestrian and Bike Safety	-	-	-	25,000	-	-	-	25,000
74 Future Projects	40,000	40,000	395,000	500,000	500,000	500,000	500,000	2,435,000
	5,502,004	4,079,004	1,392,000	1,472,000	1,696,300	1,450,000	1,800,000	11,889,304
Total BBB Funds	\$ 6,217,379	4,668,379	2,261,000	1,597,000	1,826,300	1,530,000	2,079,000	13,961,679
Debt	-	-	-	-	-	-	-	-
Pay as you go	6,167,379	4,668,379	2,261,000	1,597,000	1,826,300	1,530,000	2,079,000	
Grant	50,000	-	-	-	-	-	-	

City of Flagstaff
Capital Improvement Program Summary
Fiscal Year 2022-2023 - Fiscal Year 2026-2027

		A	B	C	D	E	F	G	Total
		Budget 2021-2022	Estimate 2021-2022	Budget 2022-2023	2023-2024	2024-2025	2025-2026	2026-2027	Plan
Solid Waste									
1	Design/Permits - Cell D Prep	\$ 100,000	95,000	50,000	-	-	-	-	145,000
2	Excavation of Cell D	2,525,000	2,525,000	375,000	-	-	-	-	2,900,000
3	Construction of Landfill Cells	-	-	250,000	-	250,000	250,000	750,000	1,500,000
4	Methane Gas Collection Wells	-	-	-	-	325,000	625,000	-	950,000
5	Materials Recovery Fac. Const.	-	-	200,000	-	-	-	-	200,000
6	Water Pumping Infrastructure	-	-	50,000	-	-	-	-	50,000
7	South Borrow Pit Design	32,110	32,110	-	-	-	-	-	32,110
8	Scale House Remodel	11,152	11,152	-	-	-	-	-	11,152
9	NEPA Review	300,000	300,000	-	-	-	-	-	300,000
10	Landfill Entrance/Parking Lot	35,000	35,000	-	-	-	-	-	35,000
11	Landfill Cap	-	-	-	-	215,000	215,000	215,000	645,000
12	Landfill Rd Infrastructure Proj								
13	Water	1,800,000	1,800,000	-	-	-	-	-	1,800,000
14	On-Site Well	150,000	130,377	-	-	-	-	-	130,377
15	Power	-	-	600,000	-	-	-	-	600,000
16	Roadway	1,300,000	1,168,441	300,000	-	-	-	-	1,468,441
17	Stormwater	-	-	3,000,000	-	-	-	-	3,000,000
Total Solid Waste		\$ 6,253,262	6,097,080	4,825,000	-	790,000	1,090,000	965,000	13,767,080

Debt

Pay as you go

Grants

-	-	-	-	-	-	-
6,253,262	6,097,080	4,825,000	-	790,000	1,090,000	965,000
			-	-	-	-

City of Flagstaff
Capital Improvement Program Summary
Fiscal Year 2022-2023 - Fiscal Year 2026-2027

		A	B	C	D	E	F	G	Total
		Budget 2021-2022	Estimate 2021-2022	Budget 2022-2023	2023-2024	2024-2025	2025-2026	2026-2027	Plan
Streets / Transportation									
1	Streets - HURF								
2	Reserve for Improvements	\$ 50,000	620,000	-	50,000	50,000	50,000	50,000	820,000
3	Minor Transportation Imp.	50,000	50,000	100,000	50,000	50,000	50,000	50,000	350,000
4	Sidewalk Replacement Program	200,000	200,000	200,000	200,000	200,000	200,000	200,000	1,200,000
5	Overlay - Chip Seal	3,444,626	2,785,530	2,100,000	2,100,000	2,100,000	2,100,000	2,100,000	13,285,530
6	Dirt Road Construction	-	-	-	-	-	2,277,352	-	2,277,352
7	Sunnyside	1,690,000	1,690,000	-	-	-	-	-	1,690,000
8	Transportation Tax Funded								
9	Safety Improvements								
10	Beulah Extension	-	-	221,313	-	-	-	-	221,313
11	Switzer/Turq. Roundabout	76,941	76,941	-	-	-	-	-	76,941
12	San Fran/Franklin Signal	400,000	400,000	-	-	-	-	-	400,000
13	La Plaza Vieja Traffic Imp.	228,537	228,537	-	-	-	-	-	228,537
14	Street Improvements								
15	Beulah/University Realign	7,355,616	7,355,616	9,164,937	-	-	-	-	16,520,553
16	Soliere Ave/Fanning	250,000	250,000	-	-	-	-	-	250,000
17	Transportation Master Plan	142,150	142,150	-	-	-	-	-	142,150
18	Southside Curbs	265,008	265,008	-	-	-	-	-	265,008
19	Major Road Reconstruction	144,692	144,692	-	-	-	-	-	144,692
20	Road Repair and Street Safety								
21	Pavement Overlay Program	1,253,071	1,181,451	5,000,000	6,000,000	6,500,000	7,000,000	7,000,000	32,681,451
22	Pullium Drive	-	-	-	-	1,500,000	-	-	1,500,000
23	Utility Replacements/Overlay	31,793	31,793	-	-	-	-	-	31,793
24	West Flagstaff Improvements	3,259,480	3,259,480	-	-	-	-	-	3,259,480
25	Coconino Estates	9,408,076	9,408,076	1,564,346	-	-	-	-	10,972,422
26	Lone Tree Railroad Overpass								
27	Lone Tree Railroad Overpass	8,686,681	8,686,681	3,500,000	8,000,000	25,000,000	25,000,000	-	70,186,681
28	Roadway, Pedestrian, Bicycle								
29	and Safety Improvements								
30	New Street Projects								
31	JWP Extension - Ph. 1 and 2	-	-	295,500	-	-	-	-	295,500
32	JWP - Lake Mary/Airport	-	-	-	-	502,000	7,000,000	7,000,000	14,502,000
33	Street Widening Projects								
34	Butler Avenue Widening	5,294,076	5,294,076	1,364,000	5,056,000	4,500,000	-	-	16,214,076
35	4th Street Reconstruction	2,827,042	1,422,439	-	-	-	-	-	1,422,439

City of Flagstaff
Capital Improvement Program Summary
Fiscal Year 2022-2023 - Fiscal Year 2026-2027

	A	B	C	D	E	F	G	Total
	Budget 2021-2022	Estimate 2021-2022	Budget 2022-2023	2023-2024	2024-2025	2025-2026	2026-2027	Plan
Streets / Transportation								
36 Street Widening Projects Cont.								
37 Lone Tree-Butler/Pine Knoll	\$ 250,000	250,000	1,650,000	1,000,000	2,000,000	5,000,000	2,000,000	11,900,000
38 Lone Tree-Pine Knoll/JWP	-	-	-	-	-	-	10,000,000	10,000,000
39 Street Operations								
40 Signal and Traffic Mgmt.	334,000	334,000	87,685	87,685	87,685	87,685	87,684	772,424
41 Traffic Technology Grant	3,000,000	3,000,000	-	-	-	-	-	3,000,000
42 Lockett/4th Roundabout	1,868,437	1,864,155	1,500,000	-	-	-	-	3,364,155
43 Intersection Improvements	155,800	154,200	300,000	50,000	470,000	50,000	300,000	1,324,200
44 Quiet Zone Modifications	608,880	608,880	-	-	-	-	-	608,880
45 Dark Sky Lighting	2,600,000	2,600,000	1,300,000	1,300,000	1,300,000	1,000,000	500,000	8,000,000
46 Neighborhood Plans	250,000	250,000	-	-	250,000	-	-	500,000
47 West Route 66 (ADOT)	-	-	-	1,350,000	-	1,350,000	-	2,700,000
48 Corridor Studies	-	-	125,000	-	125,000	-	-	250,000
49 Country Club/Oakmont	-	-	115,000	500,000	500,000	-	-	1,115,000
50 Bicycle and Pedestrian Projects								
51 General Planning	140,000	140,000	143,000	146,000	149,000	152,000	155,000	885,000
52 FUTS Reserve	-	-	50,000	50,000	50,000	50,000	50,000	250,000
53 Flagstaff Urban Trail System								
54 Foxglenn Trail	-	-	160,000	1,000,000	-	-	-	1,160,000
55 Spot Improvements	400,000	400,000	400,000	-	-	-	-	800,000
56 Single Track/Forest	50,000	50,000	64,000	105,000	109,000	-	-	328,000
57 Mountain View Access	109,000	109,000	30,000	-	-	-	-	139,000
58 Fort Valley Plaza Access	30,000	30,000	-	-	-	30,000	-	60,000
59 Brannen Access	-	-	-	-	80,000	-	-	80,000
60 Sawmill Trail	-	-	-	-	105,000	-	-	105,000
61 High Country Trail	-	-	-	-	-	205,000	-	205,000
62 Linda Vista Trail	-	-	-	-	-	250,000	-	250,000
63 Marshall Trail	-	-	-	-	-	-	520,000	520,000
64 Route 66 Trail	-	-	-	-	-	250,000	-	250,000
65 Sidewalks								
66 Fourth Street Sidewalks	-	-	228,000	-	-	-	-	228,000
67 Yale Street Sidewalks	-	-	-	81,000	-	-	-	81,000

City of Flagstaff
Capital Improvement Program Summary
Fiscal Year 2022-2023 - Fiscal Year 2026-2027

		A	B	C	D	E	F	G	Total
		Budget 2021-2022	Estimate 2021-2022	Budget 2022-2023	2023-2024	2024-2025	2025-2026	2026-2027	Plan
Streets / Transportation									
68	Bikeways								
69	Bikeway Spot Improve	\$ -	-	40,000	-	-	-	-	40,000
70	Bike Routes	-	-	80,000	-	-	-	-	80,000
71	Stripe Shoulders	-	-	-	78,000	-	-	-	78,000
72	Kendrick Street	-	-	-	118,000	-	-	-	118,000
73	Southside	-	-	-	-	61,000	-	-	61,000
74	Florence Street	-	-	-	-	56,000	-	-	56,000
75	Presidio	-	-	-	48,000	-	-	-	48,000
76	McConnell Drive	-	-	-	-	34,000	-	-	34,000
77	Country Club	-	-	-	65,000	-	-	-	65,000
78	Highway 180	-	-	-	-	-	-	468,000	468,000
79	Enhance Beacon Crossings								
80	Butler Avenue at O'Leary	-	-	450,000	-	-	-	-	450,000
81	Humphreys Street at Fine	-	-	-	-	-	-	450,000	450,000
82	Bonito Street at FUTS	-	-	-	-	-	-	300,000	300,000
83	Woodlands Village FUTS	-	-	-	-	-	450,000	-	450,000
84	Signage Program	120,000	120,000	-	-	-	-	-	120,000
85	Cedar Trail	35,000	35,000	-	-	-	-	-	35,000
86	Switzer Canyon Trail	1,500,000	1,500,000	-	-	-	-	-	1,500,000
87	Florence/Walnut Trail	2,648,052	2,648,052	-	-	-	-	-	2,648,052
88	Future Trails Grant	100,000	100,000	-	-	-	-	-	100,000
89	Coconino Est. Sidewalks	500,000	183,602	-	-	-	-	-	183,602
90	Sidewalk Infill Program	1,217,000	985,094	-	-	-	-	-	985,094
91	Sinclair Canyon FUTS	80,000	80,000	-	-	-	-	-	80,000
92	Protected Bike Lanes	-	797,413	-	-	-	-	-	797,413
93	First/Last Mile Grant								
94	Bike Lane Striping	250,000	-	386,000	56,000	-	-	-	442,000
95	Sidewalk Projects	700,000	170,094	2,440,000	547,000	552,000	-	-	3,709,094

City of Flagstaff
Capital Improvement Program Summary
Fiscal Year 2022-2023 - Fiscal Year 2026-2027

	A	B	C	D	E	F	G	
	Budget 2021-2022	Estimate 2021-2022	Budget 2022-2023	2023-2024	2024-2025	2025-2026	2026-2027	Total Plan
Streets / Transportation								
96 Bicycle and Ped Projects Cont.								
97 Protected Bike Lanes	\$ 1,000,000	-	-	-	-	-	-	-
98 Bikeway Signing	80,000	-	220,000	-	-	-	-	220,000
99 Beacon Crossings	1,350,000	-	-	-	1,775,000	-	-	1,775,000
100 Bikeway Enhancements	-	-	427,000	188,000	117,000	-	-	732,000
101 Bicylce Parking	-	-	42,000	-	-	-	-	42,000
102 General Imp and Partnerships								
103 Reserve for Improvements	193,010	157,746	100,000	100,000	100,000	100,000	100,000	657,746
104 HSIP Program	150,000	150,000	-	-	-	-	-	150,000
105 General/Partnering Opp.	1,500,000	1,470,840	8,500,000	-	-	-	-	9,970,840
106 Traffic Engineering	125,000	125,000	125,000	125,000	125,000	125,000	125,000	750,000
Total Streets / Transportation	\$ 66,401,968	61,805,546	42,472,781	28,450,685	48,447,685	52,777,037	31,455,684	265,409,418
Debt	-	-	13,750,000	1,950,000	15,650,000	29,100,000	14,200,000	
Pay as you go	60,260,344	58,231,847	25,910,781	25,867,885	30,842,485	23,677,037	17,255,684	
Grant	6,141,624	3,573,699	2,812,000	632,800	1,955,200	-	-	

City of Flagstaff
Capital Improvement Program Summary
Fiscal Year 2022-2023 - Fiscal Year 2026-2027

	A	B	C	D	E	F	G	Total
	Budget 2021-2022	Estimate 2021-2022	Budget 2022-2023	2023-2024	2024-2025	2025-2026	2026-2027	Plan
Water Services								
1 Drinking Water								
2 Rio de Flag Flood Control Project	\$ 1,200,000	-	1,000,000	1,000,000	400,000	400,000	400,000	3,200,000
3 Aging Water Infra. Replacement	100,000	100,000	200,000	200,000	1,500,000	2,500,000	2,500,000	7,000,000
4 Water Vault/PRV Replacement	136,799	136,799	150,000	150,000	150,000	150,000	150,000	886,799
5 Radio Read Meter Replacements	300,000	300,000	1,000,000	800,000	300,000	300,000	300,000	3,000,000
6 Reserve for Improvements	300,000	150,000	300,000	300,000	300,000	300,000	300,000	1,650,000
7 Water System Master Plan	-	-	150,000	150,000	-	-	-	300,000
8 Water Rate Study	187,000	187,000	-	75,000	-	-	-	262,000
9 Future Water Rights - Red Gap	110,819	110,819	-	-	-	-	-	110,819
10 Route 66 Waterline Improvement	1,646,123	1,395,346	-	-	-	-	-	1,395,346
11 New Well and Pumphouse	1,840,503	175,000	65,503	1,600,000	2,000,000	1,500,000	1,800,000	7,140,503
12 Coconino Estates - Bundle #4	2,537,000	2,537,000	1,000,000	-	-	-	-	3,537,000
13 Lake Mary Flocculations	376,838	376,838	3,250,000	3,250,000	-	-	-	6,876,838
14 Soliere Waterline 12" Upsizing	1,306,176	1,306,176	-	-	-	-	-	1,306,176
15 Lake Mary Land Acquisition	3,000,000	-	3,000,000	-	-	-	-	3,000,000
16 McAllister Well Design	150,000	150,000	-	-	-	-	-	150,000
17 Switzer Canyon Trans. Line Ph. 4	1,666,000	500,000	1,500,000	1,166,000	-	-	-	3,166,000
18 Switzer Canyon Trans. Line Ph. 5	-	-	-	-	1,800,000	1,000,000	-	2,800,000
19 Fort Tuthill Waterline Loop Ph. 2	2,000,000	-	-	-	750,000	-	-	750,000
20 Water Energy Effic. Upgrades	200,000	-	100,000	100,000	100,000	100,000	100,000	500,000
21 Summit Waterline Replacement	543,435	543,435	-	-	-	-	-	543,435
22 Phoenix Ave Bridge Waterline	116,520	116,520	-	-	-	-	-	116,520
23 Industrial Dr Waterline Replace	1,135,000	1,135,000	-	-	-	-	-	1,135,000
24 Water Resources Master Plan	150,000	150,000	-	-	-	-	-	150,000
25 1st Ave TRESX Waterline Replace	-	-	250,000	-	-	-	-	250,000
26 Bonito Load Out Station	159,050	-	-	-	-	-	-	-
27 Fourth Street Reconstruction	142,994	142,994	-	-	-	-	-	142,994
28 Fort Tuthill Well	1,745,000	20,000	800,000	925,000	-	-	-	1,745,000
29 SCADA Well Upgrades	-	-	30,000	30,000	30,000	30,000	30,000	150,000
30 Red Gap Ranch ROW Survey	-	-	-	-	150,000	-	-	150,000
31 Red Gap Ranch Water Study	-	-	-	-	-	400,000	-	400,000
32 Red Gap Ranch Environ Impact	-	-	-	-	-	-	500,000	500,000
33 Red Gap Ranch ROW Acquis.	-	-	-	-	-	-	1,000,000	1,000,000
34 Red Gap Ranch Geotechnical	-	-	-	-	-	-	500,000	500,000
35 Railroad Springs #1 Repaint	-	-	-	-	300,000	-	-	300,000
36 JW Powell Waterline Oversize	-	-	-	-	-	1,150,000	1,150,000	2,300,000
37 Cheshire Tank Expansion	-	-	-	-	-	-	500,000	500,000

City of Flagstaff
Capital Improvement Program Summary
Fiscal Year 2022-2023 - Fiscal Year 2026-2027

	A	B	C	D	E	F	G	Total
	Budget 2021-2022	Estimate 2021-2022	Budget 2022-2023	2023-2024	2024-2025	2025-2026	2026-2027	Plan
Water Services								
38 Drinking Water Continued								
39 Lake Mary Raw Pipeline Rehab	\$ -	-	-	-	2,000,000	-	-	2,000,000
40	21,049,257	9,532,927	12,795,503	9,746,000	9,780,000	7,830,000	9,230,000	58,914,430
41 Wastewater								
42 Master Plan	-	-	200,000	-	-	150,000	-	350,000
43 Energy Efficiency Program	428,441	428,441	500,000	-	-	-	-	928,441
44 SCADA Upgrades	-	-	200,000	-	-	-	-	200,000
45 Aging Sewer Infra. Replacements	100,000	100,000	100,000	100,000	100,000	620,000	1,300,000	2,320,000
46 Reserve for Improvements	300,000	300,000	300,000	300,000	300,000	300,000	300,000	1,800,000
47 Rio de Flag Sewer Relocations	1,200,000	-	1,000,000	1,000,000	400,000	400,000	400,000	3,200,000
48 Coconino Estates - Bundle #4	900,000	938,000	-	-	-	-	-	938,000
49 Wildcat - Dewatering Facility	-	-	-	-	3,100,000	3,000,000	-	6,100,000
50 Sewer Rate Study	25,000	25,000	-	-	-	-	50,000	75,000
51 Wildcat - New Digester #3 & #4	2,693,894	12,000	1,750,000	3,943,894	5,500,000	5,000,000	-	16,205,894
52 Ft Tuthill Sewer Oversizing	335,000	413,000	-	-	-	-	-	413,000
53 Wildcat Gen Bacher Rebuild	200,000	200,000	-	-	-	-	-	200,000
54 First Ave/Rt. 66 Sewer Replace	340,000	24,200	500,000	-	-	-	-	524,200
55 Wildcat Prim. Pump Station Imp.	75,960	95,000	-	-	-	-	-	95,000
56 Wildcat Expansion Design	50,000	50,000	1,000,000	-	-	-	-	1,050,000
57 Wildcat - Headworks MCC	872,429	-	872,429	-	-	-	-	872,429
58 Rio Clarifier Rebuild	750,000	750,000	250,000	-	-	-	-	1,000,000
59 Rio Flow Diversion	600,000	600,000	250,000	2,000,000	3,000,000	-	-	5,850,000
60 Headworks Rehab	-	-	1,500,000	-	-	-	-	1,500,000
61 Rio Two Bar Screens	-	-	1,000,000	-	-	-	-	1,000,000
62 East Industrial Sewer Imp	-	-	-	-	-	520,000	-	520,000
63 Sunnyside Trunk Upsizing	-	-	-	-	-	260,000	-	260,000
64 Pond. Pkwy/McMillan Mesa	-	-	-	-	-	400,000	-	400,000
65 East Railhead Upsizing	-	-	-	-	-	-	500,000	500,000
66 Wildcat Solids-Solar Drying Fac.	-	-	-	-	-	-	1,500,000	1,500,000
67 Rio Influent Grit Removal	-	-	750,000	-	-	-	-	750,000
68	8,870,724	3,935,641	10,172,429	7,343,894	12,400,000	10,650,000	4,050,000	48,551,964
69 Reclaimed Water								
70 8" Bottleneck - Reclaimed Line	1,014,009	100,000	500,000	1,500,000	1,500,000	900,000	-	4,500,000
71 Rio Reclaim Water PRV Relocate	-	-	-	-	-	-	200,000	200,000
72 Rate Study - Reclaimed Portion	-	-	25,000	-	-	-	25,000	50,000
73 Reclaim Water Meters/Vaults	150,000	150,000	25,000	25,000	-	-	-	200,000
74 Rio Reclaimed Pump Valve	-	-	40,000	40,000	40,000	-	-	120,000

City of Flagstaff
Capital Improvement Program Summary
Fiscal Year 2022-2023 - Fiscal Year 2026-2027

	A	B	C	D	E	F	G	
	Budget 2021-2022	Estimate 2021-2022	Budget 2022-2023	2023-2024	2024-2025	2025-2026	2026-2027	Total Plan
Water Services								
75 Reclaimed Water Continued								
76 Buffalo Park Chlorine Bldg.	\$ -	-	100,000	-	-	-	-	100,000
77 Rio IP PRV Station - Relocate	-	-	750,000	-	-	-	-	750,000
78	1,164,009	250,000	1,440,000	1,565,000	1,540,000	900,000	225,000	5,920,000
79								
80 Stormwater								
81 Rio de Flag	2,354,208	2,354,208	-	-	-	-	-	2,354,208
82 Downtown Mile	-	-	2,000,000	-	-	-	-	2,000,000
83 Side Drain Lateral Downtown	-	-	-	-	-	500,000	700,000	1,200,000
84 Stormwater Capital Reserve	200,000	-	300,000	200,000	200,000	-	-	700,000
85 Spot Improvements	336,775	336,775	165,000	75,000	75,000	75,000	75,000	801,775
86 Wildwood Drainage Project	413,443	413,443	-	-	-	-	-	413,443
87 Reserve for Future Improvements	-	-	21,000,000	-	-	-	-	21,000,000
88 Phoenix Ave Bridge Construct	1,481,429	1,000,000	-	-	-	-	-	1,000,000
89 Steves Blvd. Wash at Soliere	542,928	-	-	-	-	500,000	500,000	1,000,000
90 Columbia Circle	-	-	-	-	-	-	750,000	750,000
91 Spruce Avenue Wash Dortha	639,526	2,800,000	-	-	-	-	-	2,800,000
92 Spruce Wash Resil.-4th/Butler	16,467	16,467	-	750,000	750,000	-	-	1,516,467
93 Killip Retention Basin	600,000	3,000,000	1,500,000	-	-	-	-	4,500,000
94 Rio de Flag Restoration	1,796,930	-	-	-	-	-	-	-
95 Fanning Drive Wash at Rte 66	-	-	-	-	600,000	700,000	700,000	2,000,000
96 Fanning Wash at Steves Blvd	-	-	-	-	-	-	50,000	50,000
97 Soliere Avenue/Fanning Wash	-	-	-	1,000,000	-	-	-	1,000,000
98 Paradise Road Drainage Imp.	-	-	-	-	750,000	750,000	-	1,500,000
99 Switzer Canyon Flood Detention	-	-	-	-	1,500,000	-	-	1,500,000
100 Linda Vista Culvert Upsizing	-	-	1,300,000	-	-	-	-	1,300,000
101 Cedar Avenue Culvert Upsizing	-	-	600,000	-	-	-	-	600,000
	8,381,706	9,920,893	26,865,000	2,025,000	3,875,000	2,525,000	2,775,000	47,985,893
Total Water Services	\$ 39,465,696	23,639,461	51,272,932	20,679,894	27,595,000	21,905,000	16,280,000	161,372,287

Debt	18,000,000	8,354,208	27,500,000	3,788,779	5,600,000	1,900,000	1,500,000
Pay as you go	21,465,696	15,285,253	18,022,932	14,616,115	17,645,000	18,092,000	11,917,000
Grant	-	-	5,750,000	2,275,000	4,350,000	1,913,000	2,863,000



Color of Money – Fund Accounting

Many of the City's revenues are restricted and can only be spent on specific functions or expenditures. Fund accounting is used to ensure proper tracking of those revenues and related expenditures.

City fiscal policies require that each fund must be balanced on an ongoing basis for a minimum of five years. In addition, each fund must maintain a minimum fund balance. Minimum fund balance is required to ensure liquidity and cash flow as well as provide financial stability should the City experience declining operating revenues. Minimum fund balance amounts vary by fund and range from 10% to 25% of operating revenues.

Below is background information on the various City's funds and their restricted revenues.

Special Revenue Funds

Used to account for revenues derived from specific taxes or other earmarked revenue sources. They are usually required by statute, charter provision, or ordinance to finance a particular function or activity.

- Library - Secondary property tax and general fund transfer
- HURF (Streets) - Gasoline tax
- Transportation tax - 1.281% sales tax
 - » Transportation Improvements (.426%)
 - » Road Repair & Street Safety (.33%)
 - » Transit (.295%)
 - » Route 66 to Butler Overpass (.23%)
- BBB tax - 2.0% tax on bed, board & beverage
 - » Beautification (.40%)
 - » Economic Development (.19%)
 - » Arts & Science (.15%)
 - » Tourism (.60%)
 - » Recreation (.66%)
- ParkFlag
- Housing & Community Services - Grants

Enterprise Funds

Self-supporting thru User Fees adopted by ordinance such as Water/Wastewater/Trash billings, Rent and Airport lease and fees.

- Water
- Wastewater
- Reclaim
- Stormwater
- Sustainability and Environmental Management
- Airport
- Solid Waste
- Flagstaff Housing Authority

Capital Project Funds

Used to account for major capital acquisition separate from ongoing operations

- Restricted Funding Sources -Voter Approved Bonds, Grants, Third Party Restricted Fees
- General Obligation Bond Projects:
 - » FUTS/Open Space
 - » Watershed Protection
 - » Courthouse
- USGS campus expansion



Debt Service Funds

Used to account for the accumulation of resources and payments of the long-term debt

- **Restricted revenues**
 - » **General obligation bond fund – Secondary Property Tax**



General Fund

Accounts for all revenues and expenditures used to finance the traditional services associated with a municipal government that are not accounted for in other funds and most revenues are unrestricted.

- **In other words,...everything else**

General Fund Revenues include:

- **1% City Sales Tax**
- **Franchise Tax**
- **Primary Property Tax**
- **State Shared Revenue (Sales, Income, Vehicle Tax)**
- **Licenses and Permits**
- **Fines and Forfeitures**
- **User Fees-Charges for Services**
- **CD, Recreation, Police, Fire, Cemetery**