



Property Care Ordinance Survey

September 23, 2022, 11:44 AM

Contents

i.	Summary of responses	2
----	----------------------	---

Summary Of Responses

As of September 23, 2022, 11:44 AM, this forum had:

Attendees: 286
Responses: 179
Hours of Public Comment: 9.0

Topic Start









March 4, 2022, 3:59 PM

Topic End

September 21, 2022, 10:05 AM

QUESTION 1

Thinking about your neighborhood, what are the biggest issues that you see related to property care? (Select all that apply)









		%	Count
Trash/Waste		38.8%	69
Building deterioration (peeling paint, cracks, missing shingles, broken windows, etc.)		25.8%	46
Unused/Non-working vehicles or other broken equipment		30.3%	54
Vacant buildings		9.0%	16
General junk accumulation		34.8%	62
General debris accumulation		23.6%	42
None that I can think of		28.7%	51
Other		21.3%	38

QUESTION 2

Now, thinking about the city as a whole, what are the biggest issues that you see related to property care? (Select all that apply)

Property Care Ordinance Survey

Property Care Ordinance Survey

		%	Count
Trash/Waste		40.6%	71
Building deterioration (peeling paint, cracks, missing shingles, broken windows, etc.)		37.1%	65
Unused/Non-working vehicles or other broken equipment		38.3%	67
Vacant buildings		25.1%	44
General junk accumulation		50.9%	89
General debris accumulation		38.9%	68
None that I can think of		10.9%	19
Other		10.3%	18

QUESTION 3

Thinking about the property care items you selected, could you describe how those items impact your quality of life?

Answered	131
Skipped	48




QUESTION 4

And, more generally speaking, how much of an issue would you say property care is to you personally?

		%	Count
Very big issue		20.9%	37
Somewhat of an issue		44.6%	79
Neutral		12.4%	22







Property Care Ordinance Survey

Property Care Ordinance Survey

		%	Count
Not much of an issue		11.9%	21
Not an issue at all		9.6%	17
Unsure		0.6%	1

QUESTION 5

How often would you say you notice property care issues in your neighborhood?

		%	Count
Every week		39.9%	71
Once or twice a month		9.6%	17
Every few months		10.1%	18
<input type="checkbox"/> Once or twice a year		17.4%	31
Never		14.6%	26
Other		8.4%	15



QUESTION 6

Thinking about both your specific neighborhood and the city as a whole, how important do you think adopting this type of ordinance is for health, safety, and welfare in Flagstaff?

		%	Count
Very important		31.8%	56
Fairly important		17.6%	31
Important		14.2%	25









Property Care Ordinance Survey

Property Care Ordinance Survey

		%	Count
Slightly important		19.3%	34
Not important at all		15.3%	27
Unsure/No opinion		1.7%	3

QUESTION 7

**What issues would you like to see covered in the property care ordinance?
(Select all that apply)**

		%	Count
Trash/Waste		66.5%	117
Building deterioration (peeling paint, cracks, missing shingles, broken windows, etc.)		42.0%	74
Unused/Non-working vehicles or other broken equipment		63.1%	111
Vacant buildings		36.9%	65
General junk accumulation		65.3%	115
General debris accumulation		54.5%	96
Unsure/No opinion		4.5%	8
Other		19.9%	35

QUESTION 8

Do you have any concerns about the City adopting a property care ordinance?

		%	Count
Yes		40.0%	70

Property Care Ordinance Survey

Property Care Ordinance Survey

		%	Count
No		41.7%	73
Unsure/Need more information		18.3%	32

QUESTION 9

If you answered yes – please describe your primary concerns about the City adopting a property ordinance?

Answered	83
Skipped	96







QUESTION 10

Is there anything else you would like to share about the development and adoption of a property care ordinance?

Answered	70
Skipped	109

QUESTION 11

Please select the general area that best describes where you live:

		%	Count
Northwest Flagstaff: Coconino Estates, Cheshire, North Hospital		18.2%	32
Central Flagstaff: Townsite, Downtown, Cherry Hill, McMillan Mesa, Switzer Canyon		11.9%	21
South Central Flagstaff: NAU, Southside, La Plaza Vieja, Aspen Place, Rio Homes		6.8%	12
West Flagstaff: Woodlands Village, Boulder Point, Railroad Springs, Timber Sky		6.3%	11
Southwest Flagstaff: University Heights		9.7%	17
South Flagstaff: Ponderosa Trails, Bow & Arrow Estates		8.5%	15

Property Care Ordinance Survey

Property Care Ordinance Survey

		%	Count
Southeast Flagstaff: Continental, Fox Glenn		5.7%	10
East Flagstaff: Shadow Mountain, McMillan Mesa, Sunnyside, Greenlaw		23.3%	41
Northeast Flagstaff: Christmas Tree, Smokerise, Mobile Haven		2.8%	5
Outside of Flagstaff City Limits		3.4%	6
Prefer not to answer		3.4%	6

QUESTION 12

Do you currently pay dues to a Homeowners Association in your neighborhood?

		%	Count
Yes		24.3%	43
No		72.9%	129
Unsure		1.1%	2
Prefer not to answer		1.7%	3

QUESTION 13

What is the highest grade of school or year of college that you have completed?

		%	Count
High School Degree (Grade 12 or GED)		0.6%	1
Some College/Associates Degree		11.4%	20
Bachelor's degree		34.1%	60
Post-Bachelor's degree		51.1%	90










Property Care Ordinance Survey

Property Care Ordinance Survey

		%	Count
Prefer not to answer		2.8%	5



QUESTION 14

What best describes your current employment situation?

		%	Count
Employed Full-time		59.0%	105
Employed Part-time		7.9%	14
Homemaker		2.2%	4
Unemployed		1.1%	2
Student		2.2%	4
Retired		25.8%	46
Unable to work		0.6%	1
Other		2.8%	5
Prefer not to answer		2.8%	5

QUESTION 15

**Which of the following best describe you?
(Select all options that apply)**

		%	Count
Asian		2.4%	4
Black or African American		1.8%	3

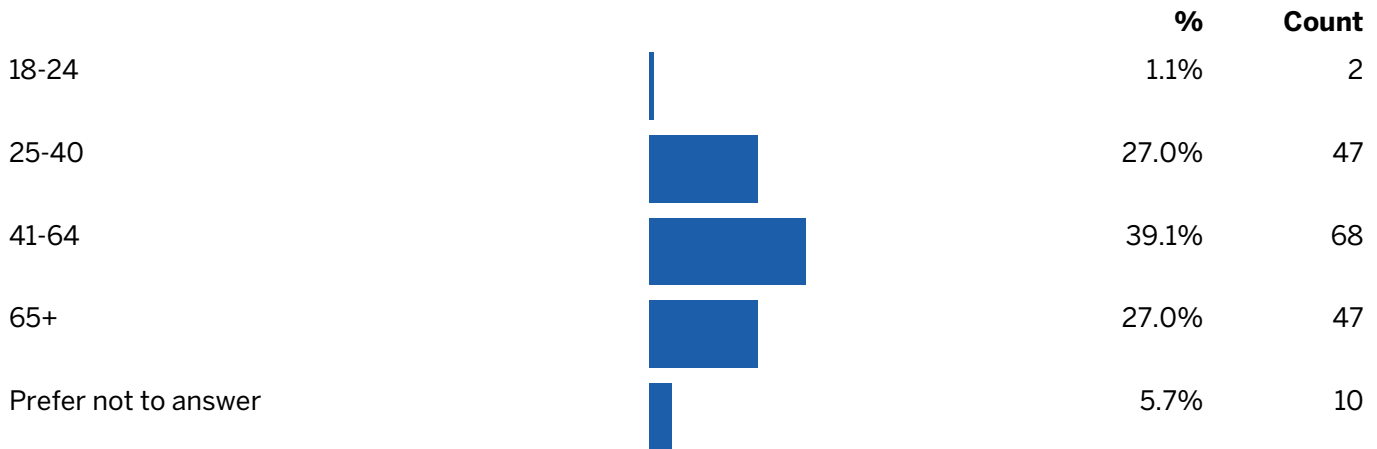
Property Care Ordinance Survey

Property Care Ordinance Survey



QUESTION 16

Which of the following age groups do you fall within?





QUESTION 17

What is your gender identity?



Property Care Ordinance Survey

Property Care Ordinance Survey

		%	Count
Other		2.3%	4
Prefer not to answer		7.6%	13

QUESTION 18

The city is putting together a working group to oversee the development of the property care ordinance. The working group would meet twice a month for roughly 3 months. Would you be interested in participating in such a group?

		%	Count
Yes		8.9%	15
No		65.7%	111
Maybe, but I need more information		25.4%	43

QUESTION 19

If yes or maybe, which of the following meeting types would you prefer?

		%	Count
Online/Virtual		24.2%	15
In-person		25.8%	16
Hybrid (online and in-person options)		50.0%	31

QUESTION 20

If you are willing to be contacted about participating in a working group, please provide your preferred contact information.

Answered 44

Property Care Ordinance Survey

Property Care Ordinance Survey

Skipped

135
