

**CUSTOMER COPY**

Order Number 45600645

Page 1 of 6



**Sierra Pacific Windows**

Central and Northern Arizona

(928)899-7223 (Cell)  
 (602)233-1237 (Fax)  
 jdbarnett@spi-ind.com

March 20, 2023  
 2:30 PM

**Terms:**  
**Required Deposit:** \$6,873.47  
**PO # :**  
**Job # :**  
**Permit # :**  
**Box Screens:** No  
**Box Hardware:** No

**Direct Ship:** No  
**Add-On to:**  
**Subdivision:**  
**Tract Number:**  
**Property Location:** 314 N MOGOLLON STREET  
 FLAGSTAFF, AZ 86001-

**Sold To:**  
 KAREN KRAMARCZYK  
 314 N MOGOLLON STREET  
 FLAGSTAFF, AZ 86001-  
 (602)692-6125-Cell  
 KAREN KRAMARCZYK  
 karen@copadental.com

**Ship To:**  
 KAREN KRAMARCZYK  
 314 N MOGOLLON STREET  
 FLAGSTAFF, AZ 86001-  
 (602)692-6125-Cell  
 KAREN KRAMARCZYK  
 karen@copadental.com

**Property Owner:**  
 KAREN KRAMARCZYK  
 314 N MOGOLLON STREET  
 FLAGSTAFF, AZ 86001-  
 (602)692-6125-Cell  
 KAREN KRAMARCZYK  
 karen@copadental.com

**Lender:**

**Order Check List**

_____ Species	_____ Jamb Size	_____ Drawing Page(s)	_____ Owners Manual/SPW Warranty	Color(s) (Clad) in order _____
_____ Quantity	_____ Primed vs Natural	_____ O/S Purchase lead time	_____ Installation Instructions	
_____ Operation	_____ Exterior Trim	_____ O/S Purchase warranty	_____ Shop Drawings	
_____ Rough Opening	_____ Hardware	_____ WUI Compliant	_____ (Exterior) _____ (Interior) Distressed	
_____ Glazing / Lites	_____ Screens	_____ Terms and Conditions	_____ Traditional _____ Contemporary	

**Warranty Information**

**Modified Limited Warranty**

(Applies to these line item numbers)

**Order Summary**

(This order is subject to the terms and conditions printed on the back page. Please read them before signing.)

Customer Signature: \_\_\_\_\_

Date: \_\_\_\_\_

Sales Rep Signature: \_\_\_\_\_

Jon Barnett

Weighted Values

U-Fac: NaN

SHGC: NaN

sq ft: 0

Net Total	\$14,064.80
8.6% Tax Rate	\$1,209.57
Labor Charge	\$0.00

**Total \$15,274.37**





**Abbreviation Key**

Glaze Options	Hardware Options	Exterior Trim	Additional Options
Insulated - Insulated Glass	TSL - Tandem Sash Lock	SBM = Stucco Brickmould	ESH = Extended Sill Horn
SIM DL - Simulated Divided Lite	Adj Hinges - Adjustable Hinges	ESN 2 = Extended Sill Nose 2"	Primed Int. - Primed Interior
Lami IG-Ext - Laminated Glass to Exterior	BB Hinges - Ball Bearing Hinges	ESN 3 = Extended Sill Nose 3"	Clear Int. - Clear Interior
Lami IG-Int - Laminated Glass to Interior	Prem Screen - Premium Screen	Spl Trim Sets - Special Trim Sets	Primed Ext. - Primed Exterior
			Clear Ext. - Clear Exterior
			Tradl Profile - Traditional Profile
			Cntmp Profile - Contemporary Profile
			No Int Kerf - No Interior Kerf
			Shdw Bd Stop - Shadow Back of Bead Stop

**Warranty Information****MODIFIED  
LIMITED WARRANTY**

Sierra Pacific Windows provides a modified Limited Warranty for certain windows and doors, including, but not limited to:

1. Products exceeding their certified test/design size as defined by the Window and Door Manufacturer's Association (WDMA) Hallmark Program.
2. Products subjected to conditions exceeding their WDMA Hallmark certified design pressure limitations.

Products described in Items 1 and 2 are not certified for air infiltration, water penetration, structural loading, forced entry or hardware load testing. These products carry a warranty on the exterior aluminum clad finish and insulated glass only. Customer is advised to carefully review the Limited Warranty for the specific provisions applicable to the products purchased.

3. Products with mill finish aluminum exterior cladding.

Products described in Item 3 do not carry coverage under the "Metal Clad-Powder Coated Finishes" portion of the Sierra Pacific Windows Limited Warranty. These products carry a warranty on insulated glass, hardware and wood components only. Customer is advised to carefully review the Mill Finish letter attached for specific provisions applicable to the products purchased.

**Disclaimer Information**

Outside Purchase Items: Warranty covered by product manufacturer's specific warranty.

Radius Sedonas: Limited sash opening

Sedonas with jambs greater than 4-9/16: Limited screen opening

Triple Glaze Units do not include shadow bar

**Terms and Conditions of Sale**

1. TERMS:
  - a. All C.O.D. orders are to be paid in full to the delivery driver with either a Cashier's Check or a personal check, preprinted with the Buyer's name and address, prior to unloading the order. On orders where vouchers are pre-approved, they must be presented to the driver prior to unloading the order.
  - b. No deductions may be taken from the invoice amount unless authorized by Sierra Pacific Windows prior to delivery. Sierra Pacific Windows will not be responsible for any back charges resulting from additional materials or work performed by others (see Warranty for further information)
  - c. Past due balances are subject to 1.5% monthly finance charge.
  - d. Any check or other payment returned to Sierra Pacific as the result of insufficient funds or canceled payment will result in a \$50 processing fee added to the order total.
2. RIGHT TO LIEN:
  - a. In the event the contract amount is not paid in full, Sierra Pacific Windows reserves the right to place a lien or bond which may be asserted under any provision of the law, to secure payment of the contract amount.
3. ATTORNEY FEES:
  - a. ATTORNEY FEES: If any legal action, arbitration or other proceeding is brought for the enforcement of this Agreement, or because of any alleged dispute, breach, default or third party claim of construction defect made in connection with this Agreement, the prevailing party shall be entitled to recover reasonable attorneys' fees, expert fees, costs and expenses it incurred in that action or proceeding.
4. ESTIMATE OR BIDS:
  - a. All pricing is good for 30 days unless specifically noted to the contrary.
  - b. Sierra Pacific Windows assumes no responsibility for errors in take-offs or pricing.
5. ORDERS:
  - a. Upon signing, Customer agrees to all terms and conditions of this contract.
  - b. Orders are subject to delay due to strikes, fire, floods, accidents, or any other cause beyond our control. Sierra Pacific Windows will not be responsible for loss or damage beyond its control.
  - c. Seller is not liable for prospective profits or special indirect, consequential or incidental damages, nor may the recovery of any kind against seller be greater in amount than the purchase price of the specific material sold and causing the alleged loss damage or injury.
  - d. Sierra Pacific Windows reserves the right to adjust prices or to add charges for additional costs for order changes made at the request of the buyer at any time following original order acceptance. For example, storage fees for failure to take delivery as scheduled.
  - e. Any change to the order may result in a delayed delivery date.
6. TAILGATE DELIVERY:
  - a. Sierra Pacific Windows is not responsible for labor to unload. Buyer must provide sufficient labor at the job site when driver arrives.
  - b. Back orders will be noted on the paperwork and will deliver as soon as possible.
  - c. Any items missing or damaged must be noted on the driver's paperwork at the time of delivery or it will be assumed complete and in good condition.
  - d. Sierra Pacific Windows is not responsible for goods picked up by buyer in his/her own vehicle.
7. SALES TAX:
  - a. The Sales Tax rate in this quote is estimated at the time of the quote. Customer agrees to pay the actual Sales Tax in effect at the time of delivery of any portion of this order.



## SIERRA PACIFIC WINDOWS LIMITED WARRANTY FOR WOOD/CLAD RESIDENTIAL PRODUCTS Effective May 1, 2017

**I. LIMITED WARRANTY FOR RESIDENTIAL PRODUCTS.** This Limited Warranty for Wood/Clad Products (the "Limited Warranty") is provided by Sierra Pacific Windows ("SPW"), on the terms and conditions set forth herein solely for Residential Products as described herein.

- A. **General Eligibility of Residential Products.** Subject to the other terms and conditions set forth herein, Residential products eligible for coverage under this Limited Warranty are limited to certain residential wood and clad window and door products which were (1) manufactured by SPW on or after May 1, 2017, (2) purchased from a SPW salesperson or an authorized dealer of SPW, (3) installed in a single family detached dwelling unit in the United States or Canada in a good and workmanlike manner in accordance with any installation instructions or other specifications of SPW, and (4) satisfying the other terms, conditions and restrictions contained herein ("Residential Products"). Notwithstanding anything contained herein to the contrary, the Limited Warranty shall not apply to, and SPW does not warrant, any Residential Product which is sold subject to another express or implied warranty, whether provided by SPW or a third party, or which is sold in "as-is" condition, as a sample or open box item, as a returned product, in defective, damaged, used, or previously sold condition or otherwise not in new, original and as-manufactured condition. This Limited Warranty is available to the original purchaser of an eligible Residential Product and it is transferable to a subsequent owner of the same real property in which such eligible Residential Product is installed, for the remaining warranty period of such eligible Residential Product as set forth herein.
- B. **Limited Warranty for AAMA 2605 Powder Coated Finishes.**
- i. **Thirty (30) Year Limited Warranty for Cracking or Checking.** Except as otherwise expressly provided herein, SPW warrants that the coating on the metal cladding in Residential Products will be free from cracking or checking, when observed at a distance of ten feet (10') from the metal surface and inspected at an angle of 90 degrees to the surface as set forth in AAMA 2605-11, resulting from defects in workmanship or materials for a period of thirty (30) years from the date of manufacture of such Residential Product.
  - ii. **Twenty-Five (25) Year Limited Warranty for Color Change.** Except as otherwise expressly provided herein, SPW warrants that Residential Products will be free from color change of more than seven (7) Delta E units in accordance with ASTM D2244 resulting from defects in workmanship or materials for a period of twenty-five (25) years from the date of manufacture of such Residential Product.
  - iii. **Twenty (20) Year Limited Warranty for Color Change, Chalking, Adhesion Loss.** Except as otherwise expressly provided herein, SPW warrants that the metal cladding in Residential Products will be free from color change of more than five (5) Delta E units in accordance with ASTM D2244, chalking in excess of a number eight (8) rating based on ASTM D4214, and adhesion loss (peeling), that materially and adversely affects the appearance of the surface to which the coating is applied when observed at a distance of ten (10) feet from the metal surface and inspected at an angle of 90 degrees to the surface as set forth in AAMA 2605-11, resulting from defects in workmanship or materials for a period of twenty (20) years from the date of manufacture of such Residential Product.
  - iv. **Coverage Terms.** This Limited Warranty for AAMA 2605 Powder Coated Finishes provides full coverage, in a manner consistent with Section III herein below, for fluoropolymer powder performance for the first twenty (20) years from date of manufacture. For the succeeding ten (10) years, SPW's responsibility for corrective action due to fluoropolymer powder failure will be: years 21 through 24 – 60%; years 25 through 27 – 25%; years 28 through 30 – 5%. Customers' percentage of responsibility for replacement product shall be calculated using current list price of items being replaced; customers' prorated responsibility for cost of repair is based upon SPW's invoiced repair costs; refunds will be based upon original purchase price of the product.
- C. **Ten (10) Year Limited Warranty for AAMA 2604 Powder Coated Finishes:** Except as otherwise expressly provided herein, SPW warrants that the coating on the metal cladding in Residential Products will be free from color change of more than five (5) Delta E units in accordance with ASTM D2244, chalking in excess of a number eight (8) rating based on ASTM D4214, and cracking, checking or adhesion loss (peeling), that materially and adversely affects the appearance of the surface to which the coating is applied when observed at a distance of ten (10) feet from the metal surface and inspected at an angle of 90 degrees to the surface as set forth in AAMA 2604-10, resulting from defects in workmanship or materials for a period of ten (10) years from the date of manufacture of such Residential Product.
- D. **Five (5) Year Limited Warranty for Anodized Finishes.** Except as otherwise expressly provided herein, SPW warrants that all aluminum clad Residential Product that has been anodized will be free from chalking in excess of a number eight (8) rating based on ASTM D4214, or fading or change in color in excess of five (5) Delta E units based on ASTM D2244, each of which materially and adversely affects the appearance of the surface when observed at a distance of ten (10) feet from the metal surface and inspected at an angle of 90 degrees to the surface as set forth in AAMA 611-12, resulting from defects in workmanship or materials for a period of five (5) years from the date of manufacture of such Residential Product.
- E. **Two (2) Year Limited Warranty: Interior Finish.** Except as otherwise expressly provided herein, SPW warrants that all factory-applied interior paint and stain finishes in Residential Products will be free from material Finish Defects for a period of two (2) years from the original date of manufacture of such Residential Product. For purposes of this Limited Warranty, a "Finish Defect"

shall mean cracking, peeling, delaminating, blistering, flaking, chalking in excess of a numerical rating of six (6) (measured per ASTM D4214) or fading or change in color in excess of five (5) Delta E units (calculated per ASTM D2244).

- F. **Twenty (20) Year Limited Warranty: Wood Deterioration.** Except as otherwise expressly provided herein, SPW warrants that the wood components of a Residential Product, regardless of wood type, shall be free from material wood deterioration caused by decay or insect, including wood rot, for a period of twenty (20) years from the original date of manufacture of such Residential Product.
- G. **Limited Warranty: Hermetic Seals.** Except as otherwise expressly provided herein, SPW warrants the air seal in Residential Products as follows:
- i. **Twenty (20) Year Limited Warranty: Dual Insulated Glass Product.** Except as otherwise expressly provided herein, SPW warrants that the Dual Insulated Glass Product supplied in its Residential Products will be free from the failure of the air seal due solely to defects in workmanship or materials for a period of twenty (20) years from the original date of manufacture of such Residential Product.
  - ii. **Ten (10) Year Limited Warranty: Triple Insulated Glass Product.** Except as otherwise expressly provided herein, SPW warrants that the Triple Insulated Glass Product supplied in its Residential Products will be free from the failure of the air seal due solely to defects in workmanship or materials for a period of ten (10) years from the date of manufacture of such Residential Product.
- H. **Ten (10) Year Limited Warranty: FeelSafe™ and Laminated Glass.** Except as otherwise expressly provided herein, SPW warrants that the SPW FeelSafe™ or Laminated Glass in its Residential Product will be free from any material obstructions of vision due to glass delamination from defects in workmanship or materials for a period of ten (10) years from the date of manufacture of such Residential Product.
- I. **Five (5) Year Limited Warranty: Specialty Glass.** Except as otherwise expressly provided herein, SPW warrants that Residential Products with custom or special glazings and/or other specialty, custom or non-standard glass options not listed in our product literature or not generally and regularly manufactured by SPW, and all leaded or decorative glass Residential Products, shall be free from defects in workmanship for a period of five (5) years from the original date of manufacture of such Residential Product.
- J. **Two (2) Year Limited Warranty: Glass Stress Cracks.** Except as otherwise expressly provided herein, SPW warrants that all glass in its Residential Product shall be free from stress cracks from defects in workmanship or materials for a period of two (2) years from the date of manufacture of such Residential Product.
- K. **Ten (10) Year Limited Warranty: General.** Except as otherwise expressly provided herein, SPW warrants that each Residential Product, including its wood components, hardware, weatherstrip and standard screens which accompany the Residential Product (the "Components"), will be free from defects in workmanship or materials which unreasonably affect such Residential Product's normal functioning for a period of ten (10) years from the original date of manufacture of such Residential Product.
- L. **One (1) Year Limited Warranty: Specialty Screens.** Except as otherwise expressly provided herein, SPW warrants that specialty screens (e.g. retractable screens, swing door screens) manufactured by others, not by SPW, for a Residential Product will be free from defects in workmanship or materials which unreasonably affect such specialty screen's normal functioning for a period of one (1) year from the earlier of the original date of manufacture of such specialty screen or the date of manufacture of such Residential Product.

### II. LIMITATIONS, EXCLUSIONS AND DETAILS OF LIMITED WARRANTY.

- A. SPW Residential Products are manufactured to certain specifications and ratings, which may include air and water infiltration, structural performance, thermal performance and/or sound transmission. The performance of installed windows and doors as noted on the labels showing National Fenestration Rating Council (NFRC) and Window and Door Manufacturer's Association (WDMA) Hallmark ratings can and will change over time due to environmental conditions, installation technique, maintenance, normal wear and tear, and other factors beyond SPW's control. The initial ratings and specifications are furnished solely to assist the purchaser in comparing products at the time of purchase and are not intended to warrant or guarantee specific field performance at those ratings or specifications as installed or over the life of the Residential Product. These ratings may also apply to single units only, not to mulled configurations.
- B. This Limited Warranty is limited solely to defects in workmanship and materials arising from the production and manufacture of Residential Products by SPW. Whether or not any of the above warranties apply, in whole or in part, to a Residential Product or are excluded shall be determined by SPW in its sole discretion. SPW will not be liable for, and some or none of the above warranties will apply to or cover problems, claims or liabilities, costs, expenses, damages or losses, or other damage or defects caused by, arising from, or related to, any of the following:
1. Failure to follow any directions, recommendations, maintenance and care instructions, and/or guidelines set forth in SPW's Care and Maintenance Guide, any SPW Owner's Manual for a Residential Product, the Anodized Care and Maintenance Guide, or any other guide, direction or similar publication otherwise established by SPW, found at [sierrapacificwindows.com](http://sierrapacificwindows.com)

- (collectively, the "SPW Guides"), or the failure to perform regular, normal or routine and other required maintenance to a Residential Product;
2. Residential Products ordered or manufactured as a custom order, special product or otherwise manufactured according to specifications supplied by the consumer or to specifications other than SPW's standard specifications for a Residential Product;
  3. Residential Products having dimensions greater than those listed in SPW's standard offering of sizes;
  4. Residential Products installed in applications or conditions exceeding their WDMA Harkmark certified performance ratings, tested sizes and/or configurations;
  5. Any air infiltration or water penetration damage resulting from non-factory mulled or non- SPW assembled Residential Products;
  6. Improper handling or installation of Residential Products, including failure to follow SPW's installation instructions and/or failure to install in conformance with accepted construction practices or applicable building codes;
  7. Installation of the window or door in its opening in a manner which is not plumb, square and true and adequately shimmed on all sides;
  8. Installation other than vertical (slope glazing);
  9. Installations in sauna, swimming pool or hot tub rooms, boats, greenhouses or other rooms with high humidity conditions and installations in areas with direct, constant water contact, such as a shower or in the path of sprinkler water;
  10. Operational problems or problems related to water and/or air infiltration/leaking as a result of improper or inadequate flashing, improper installation, flaws in building design or defects in construction;
  11. Any Residential Products installed in any face barrier system or exterior insulation finish system using stucco, synthetic stucco, or other materials, unless the owner can demonstrate to SPW's satisfaction, in its sole discretion, that there is an effectively engineered system for the control and drainage of water or moisture vapor;
  12. Stress or strain due to building movement or settlement, including strain which is applied to the window or door by movement of the building or where provisions have not been made in accordance with sound industry practices for adequate expansion or contraction of framing members;
  13. Products that have been altered or removed and reinstalled;
  14. Wood cellular structure failure for any Components with prolonged or excessive exposure to moisture or soil, including failure to store the Residential Product upon delivery in a dry temperate environment prior to installation;
  15. Improper painting, staining, or field finishing maintenance of wood Components, or failure to apply a coating system meeting SPW's standards, recommendations or guidelines or sound industry practices to bare wood surfaces within the lesser of thirty (30) days after purchase, or as otherwise specified by SPW;
  16. Prolonged exposure to weather in the unfinished and/or primed state;
  17. Minute fracturing or surface mars in finishes occurring during the fabrication process;
  18. Failures arising from the failure to periodically cap bead, check and replace weatherstrip and caulking, and to perform regular, normal or routine maintenance of a Residential Product, whether as set forth in the SPW Guides or otherwise;
  19. Variance in color, grain or texture of wood;
  20. Painting or staining of vinyl parts or weatherstrip;
  21. Any Residential Product installed at an altitude higher than recommended by SPW, whether in the SPW Guides or otherwise;
  22. Any dual insulated glass Products manufactured without capillary tubes and installed at altitudes above 5000 feet without factory pre-approval. Triple glaze insulated glass Products manufactured without capillary tubes and installed at altitudes above 2200 feet;
  23. Rattling of air space grilles;
  24. Scratches, imperfections or blemishes on glass surfaces that do not impair the integrity of the unit, or were not caused by SPW during the manufacturing process, or that do not materially affect normal vision or performance per the guidelines established by ASTM C1036;
  25. Slight imperfections, color variations, wavy or shimmering distortions in the glass related to a laminate interlayer or heat strengthening of the glass;
  26. Any insulated glass unit that has an after-market tint, UV block, or other film or coating applied;
  27. Damage to a Residential Product resulting from any reason other than a manufacturing defect by SPW, including, without limitation, any such damage arising, in whole or in part, from any accident, abusive handling, misuse, or as a result of any cause beyond the control of SPW (e.g. vandalism, fire, flood, earthquake, acts of God or nature, war, civil unrest, natural causes and/or natural disasters, including earthquakes, floods, tornadoes, hurricanes, typhoons or hurricane or typhoon conditions, or any other cause beyond SPW's control);
  28. Condensation, surface fogging or frost on exposed surfaces of Residential Products and any related water damage which may occur as the natural result of humidity within the structure or due to changes in interior/exterior temperatures;
  29. Door warpage of less than 1/4" as measured across the diagonals for doors up to 3'-6" x 7'-0" and/or 3/8" for doors over 3'-6" x 7'-0". This does not refer to the relation of the door panel to the frame or jamb in which it is hung. (NOTE: door warpage may vary as door panels adjust to temperature and humidity in their installed positions.) Action on any claim for warpage may be deferred for up to twelve (12) months at SPW's option to permit conditioning of the door to humidity and temperature ranges at the jobsite;
  30. Door warpage on doors 8 feet and taller, if such doors do not have multipoint hardware;
  31. Doors with flat, low profile or ADA compliant sills will not be warranted against air and water infiltration;
  32. Normal wear and tear and/or natural weathering of any surfaces, including discoloration of interior or exterior finishes, including hardware finishes;
  33. Corrosion, wear or failure of hardware including loss of functionality in extreme conditions including, but not limited to, seacoast or other corrosive environments, as well as based on elevation, orientation, and altitude;
  34. Finish failures or corrosion of aluminum cladding or damage to other Components caused by contact with caustic chemicals or chemical fumes, including but not limited to industrial cleaning agents, acid-based products, chlorine, salt spray, airborne pollutants, mortar, mortar cleaner, alkali hydroxides and brickwash;
  35. Obstructions of air flow to products, including draperies or storm panels;
  36. Products purchased through SPW that are manufactured by a third party (e.g. electric operators, skylites, custom hardware) are not covered under the terms of this warranty. Refer to product manufacturer's warranty for terms of coverage;
  37. Damage occurring or arising from any reason other than a manufacturing defect by SPW, including, without limitation, installation or delivery;
  38. Windows or doors sold with no hardware, special hardware or hardware to be supplied by others;
  39. Problems caused by modification to the product by others (e.g. modifications made to add alarm systems or remote window operators);
  40. Failure to comply with any other provision of this Limited Warranty.
- C. Inert Gases. Residential Products may contain inert gas, intended to improve the thermal performance of the Residential Product.
1. The migration of an inert gas, such as argon, is a natural process that occurs over time and is not a defect. SPW provides no warranty with respect to the migration of an inert gas.
  2. Argon gas within an insulated glass Residential Product will dissipate over time. The conditions of exposure and manner of use of the Residential Product will affect the rate of dissipation. The best manufacturing techniques cannot guarantee that the initial fill rate of inert gas will be maintained during the Residential Product's lifetime. SPW provides no warranty with respect to the dissipation, rate of dissipation or initial fill rate. If the Residential Product is fitted with a capillary tube system, it must be treated as if it is entirely air filled. SPW provides no warranty with respect to the amount or percentage of argon remaining in the insulated glass unit or any thermal performance related to inert gas at any time after manufacture.
- D. Allocation of Risks of Residential Product Performance. Because some water infiltration must be anticipated in all construction, it is imperative that the wall system be designed and constructed to properly manage moisture and that the Residential Products be properly installed. SPW is not responsible for, and provides no warranty with respect to, any claims or damages caused by anticipated or unanticipated water infiltration; deficiencies in building design, construction and maintenance; failure to install SPW products in accordance with SPW Guides; or the use of SPW products in systems, such as barrier wall systems, unless management of moisture within the wall system is adequately incorporated within the design of the system, as determined by SPW in its sole discretion. The determination of the suitability of all building components, including the use of Residential Products, as well as the design and installation of flashing and sealing systems, are the responsibility of the buyer, owner, architect, contractor, installer, or other construction professionals and are not the responsibility of SPW, and SPW disclaims all liability with respect thereto. All risks related to building design and construction, fitness or suitability of Residential Products for a particular purpose, or the maintenance, installation, and use of Residential Products shall be assumed by the buyer and/or owner in conjunction with the architect, contractor, installer, or other construction professionals, and such parties waive and release SPW from any claims or damages related to such risks.
- E. General Residential Product Disclaimers.
1. The performance of the exterior aluminum coated finish, hardware and/or Components may vary based on installation in extreme environments, including but not limited to seacoast and other corrosive environments, as well as based on elevation, orientation, altitude and other atmospheric conditions. Normal, regular maintenance of the product is required to maintain the appearance, to extend the finish life, and to keep the warranty intact.
  2. Fading or color changes may not be uniform if the surfaces are not equally exposed to the sun and elements and such variation in fading or color is not considered to be a defect, and SPW provides no warranty and hereby disclaims any and all liabilities with respect thereto.
  3. Screens are intended solely as protection from insects and are not designed for or intended to provide safety protection or to prevent falling through an open window, and SPW provides no warranty and hereby disclaims any and all liabilities with respect thereto.
  4. Window opening control devices ("WOCDs") are not a substitute for careful monitoring of children. WOCDs must be checked regularly, as necessary, to determine if they are operating properly. SPW provides no warranty and hereby disclaims any and all liabilities with respect thereto.

### III. WARRANTY RESOLUTION; EXCLUSIVE REMEDY UNDER THIS LIMITED WARRANTY.

- A. In the event the product fails to conform to the express warranties described above within the stated time period, the Residential Product owner's sole and exclusive remedy is that SPW will, at SPW's sole option and discretion, either repair or provide replacement Residential Product or Components for any defective Residential Product or Component, or refund the original purchase price or original catalog list price, whichever is lower, of the defective Residential Product or Component. SPW may, in its sole discretion, substitute a current design for the original Residential Product or Component or otherwise provide a comparable Residential Product as a substitute. If SPW elects to provide a replacement Residential Product or Component, SPW will pay for the freight to deliver the replacement Residential Product or Component to the place where the defective Residential Product or Component was first

delivered from SPW's factory. Any freight or delivery charges beyond that destination will be the Residential Product or Component owner's responsibility. Provision of a replacement Residential Product or Component does not extend the warranty time period for the Residential Product or Component, and the warranty time period of the original Residential Product or Component shall continue to apply. SPW may, in its sole discretion, charge the Residential Product or Component owner a fee for performing an onsite inspection if SPW believes coverage under this Limited Warranty is not clear. SPW may, in its sole discretion, refund any such onsite inspection charge if the subsequent inspection by SPW reveals a defect which is covered by this Limited Warranty.

- B. As more fully set forth in Section IV below, the limited warranties set forth in Section I above are the sole and exclusive warranties provided by SPW with respect to Residential Products. As more fully set forth in Section III (A) above and subject to the terms of this Limited Warranty, the sole and exclusive remedy is repair, replacement or refund. SPW cannot and shall not be liable for any other express or implied warranties, guarantees or representations related to a Residential Product or other remedy made or provided by any distributors, dealers, salespersons or other representatives of SPW in any manner, whether written or oral. NO PARTY IS AUTHORIZED TO EXPAND OR CHANGE THE PROVISIONS OF THIS LIMITED WARRANTY IN ANY MANNER. SPW provides the Residential Products on an "as-is" basis. SPW makes no other representations, statements of fact, promises, guarantees or other warranties of any kind or nature, express or implied, with respect to the Residential Products. Except as expressly set forth herein, SPW disclaims any and all other warranties, express or implied, including any warranty relating to workmanship, merchantability, fitness for particular purpose, freedom from defects, or non-infringement.
- C. **Limited Labor Coverage.** In the event that SPW elects pursuant to Section III (A) above to provide for the repair or replacement of a Residential Product covered by this Limited Warranty, SPW will, at its cost and expense, provide the labor to repair or replace such Residential Product, the extent and/or scope of said repair and replacement shall be decided by SPW in its sole discretion, for a period of two (2) years from the date the Product was manufactured. SPW shall not be responsible for, and shall not bear any cost or expense with respect to, any repainting, refinishing or similar activities related to or arising from the repair or replacement of any Residential Product. For purposes of clarification, SPW will not be responsible for any costs or expenses related to labor for repair or replacement outside of the time period specified above.
- D. **Notice of Warranty Claim.** SPW must receive written notice, containing the information below and at the following addresses, from a Residential Product owner claiming coverage under this Limited Warranty within the warranty period and within ninety (90) days of the date the problem with the Residential Product first became known, or should have been known through the exercise of reasonable care, to such owner. In the event that a Residential Product owner fails to comply with the foregoing, such Residential Product owner shall not be entitled to the benefits of any provision of this Limited Warranty. The notice of claim under this Limited Warranty must contain the following information:
1. The Residential Product owner's name and telephone number;
  2. The original order number;
  3. The address where the Residential Product is installed;
  4. A description of the Residential Product;
  5. Proof of ownership of the single family detached dwelling unit in which the Residential Product is installed;
  6. The name of the SPW Salesperson or Dealer from whom the product was purchased.
  7. A description of the defect and the date of first discovery of the claimed defect.

The foregoing notice shall be delivered to SPW at:

SIERRA PACIFIC WINDOWS	-Or-	SIERRA PACIFIC WINDOWS
Attn: Warranty Claim		Attn: Warranty Claim
11605 Reading Road/PO Box 8489		575 South Whelen Avenue
Red Bluff, CA 96080		Medford, WI 54451

#### IV. DISPUTE RESOLUTION

- A. In order to achieve a quick and final resolution of disputes, You and SPW agree that any dispute or claim of any kind or amount arising out of the sale of windows, doors, and related or associated products ("Residential Products"), or otherwise relating to SPW, shall be resolved as follows, hereinafter "Dispute Resolution Agreement" or "Agreement":
- i. The dispute or claim shall be submitted to mediation, as described herein; and
  - ii. If the mediation does not resolve the dispute or claim in its entirety, then that dispute or claim, or portion thereof, shall be resolved through binding arbitration, as described herein.
- B. Disputes and claims subject to this Agreement include, but are not limited to:
- i. Any alleged breach of contract or breach of the duty of good faith and fair dealing;
  - ii. Any alleged breach of warranty, express or implied;
  - iii. Any alleged construction defect, including any claims brought under Civil Code Section 895 et seq. (generally referred to as "the Right to Repair Act" or "SB 800");
  - iv. Any alleged violation of federal or state law or regulation;
  - v. Any alleged violation of consumer protection or unfair business practice;

- vi. Any alleged tort claim, including but not limited to, claims for negligence, strict liability, or fraud;
  - vii. Any other claims, whether arising in equity or common law, and whether seeking damages, injunctive relief, specific performance, declaratory or equitable relief;
  - viii. Any dispute regarding the enforceability or applicability of this Dispute Resolution Agreement or any term herein;
  - ix. Any dispute regarding the rights, duties and obligations of the parties with respect to this Dispute Resolution Agreement.
- C. **Agreement to Mediate.** You and SPW agree that any dispute or claim arising out of the sale of Residential Products, or otherwise relating to SPW, shall be submitted to non-binding mediation prior to any arbitration proceedings. Either party may commence mediation by notifying the other party in writing of its desire to pursue mediation and the subject of the dispute or claim. The parties will cooperate with one another in selecting a mediator and in scheduling the mediation proceeding. The mediation will be held in Sacramento, California, unless the parties agree otherwise. The parties agree that they will participate in the mediation in good faith. SPW shall be responsible for paying the costs of the mediation. Each party shall be responsible for their own attorney fees and expert fees, if any. All offers, promises, conduct and statements, whether oral or written, made in the course of the mediation by any of the parties, their agents, employees, experts and attorneys, and by the mediator, are confidential, privileged and inadmissible for any purpose, including impeachment, in any arbitration or other proceeding involving the parties, provided that evidence that is otherwise admissible or discoverable shall not be rendered inadmissible or non-discoverable as a result of its use in the mediation.
- D. **Agreement to Arbitrate.** In the event that a dispute or claim arising out of the sale of Residential Products, or otherwise relating to SPW, is not resolved through mediation, You and SPW agree that such dispute or claim shall be resolved through binding arbitration. Arbitration shall be conducted with JAMS, a private alternative dispute resolution business, pursuant to its Comprehensive Arbitration Rules and Procedures and in accordance with the Expedited Procedures in those Rules. SPW shall be responsible for paying the costs of the JAMS arbitration. Each party shall be responsible for their own attorney fees and expert fees, if any. The arbitration will be held in Sacramento, California, unless the parties agree otherwise. Judgment on the arbitration award may be entered in any court having jurisdiction.
- E. **No Jury Trial. YOU AND SPW AGREE TO WAIVE ANY RIGHT TO A JURY TRIAL AND AGREE TO HAVE ALL DISPUTES HEARD AND DECIDED SOLELY BY THE ARBITRATOR CONDUCTING THE BINDING ARBITRATION.**
- F. **No Class Action or Representative Action. YOU AND SPW AGREE THAT ALL DISPUTES OR CLAIMS SHALL BE BROUGHT ONLY ON AN INDIVIDUAL BASIS, AND SHALL NOT BE BROUGHT AS A REPRESENTATIVE OR CLASS ACTION. THE PARTIES AGREE THAT THE ARBITRATOR SHALL NOT HAVE THE POWER TO CONDUCT THE ARBITRATION AS A REPRESENTATIVE OR CLASS ACTION.**
- G. **Limitations on Liability.** You and SPW agree to waive any right to recover indirect, special, incidental or consequential damages or losses, including but not limited to, damages or losses from business interruption, loss of use, loss of business, loss of revenue, or loss of profits. You and SPW agree to waive any right to recover punitive or exemplary damages. You and SPW agree that the arbitrator is not empowered to award such damages. Some states do not allow for the exclusion or limitation of incidental, consequential or indirect damages or losses, so this limitation may not apply to you. You and SPW agree that in no event or circumstance shall the aggregate amount of damages awarded in arbitration(s) exceed the aggregate amount paid to SPW in connection with the sale of the Residential Products; this limit applies regardless of whether damages are awarded in connection with one claim or multiple claims or one arbitration or multiple arbitrations, and regardless of the timeframe over which the claim(s) are made or arbitration(s) instituted.
- H. **Governing Law and Severability.** This Dispute Resolution Agreement and the rights of the parties hereunder shall be governed by and construed in accordance with the laws of the State of California, exclusive of conflict or choice of law rules. The parties acknowledge that this Dispute Resolution Agreement evidences a transaction involving interstate commerce. Notwithstanding the provision in this paragraph with respect to applicable substantive law, any arbitration conducted pursuant to the terms of this Agreement shall be governed by the Federal Arbitration Act (9 U.S.C., Secs. 1-16). In the event any aspect of this Dispute Resolution Agreement is found to be unenforceable or void, the remaining provisions of this Agreement shall remain in full force and effect.
- I. **Opt-Out Procedure.** You may opt-out of this Dispute Resolution Agreement within twelve (12) months from the date of manufacture of your Residential Product by visiting the website [www.sierrapacificwindows.com/optout](http://www.sierrapacificwindows.com/optout) and completing the form to opt-out of this Dispute Resolution Agreement.

(For additional information, including SPW Guides, care and maintenance instructions, installation instructions and previous warranties, refer to [www.sierrapacificwindows.com](http://www.sierrapacificwindows.com) or contact your local Sierra Pacific Windows Service Center or Dealer.



**BILL TO:**

**SHIP TO:**

**Phone**  
**Email**  
**Contact Info**

**Phone**  
**Fax**  
**Contact Info**

QUOTE #	PO #	QUOTE NAME	PROJECT	JOB NAME	CUSTOMER PO #
1669537		Karen Kramarczyk	Karen Kramarczyk		

LINE #	LINE TYPE	DESCRIPTION	QTY	U/M
--------	-----------	-------------	-----	-----

100-1	WindowAndDoor	PK- 354	1	
-------	---------------	---------	---	--

**\*\*Wood products need exterior casing to be rated\*\***

MARCH 2ND, 2023 PRICEBOOK

Wood Windows Double Hung Operating 24 x 54

Custom: Frame Width = 24, Frame Height = 54, Sash Split = 50/50, Screen Width = 20.59375, Screen Height = 26.6875

Complete Unit, CoreGuard Plus

Pine Exterior, Exterior Primed = White, Natural, Pine Interior

Sash-Panel Exterior Primed Finish = White, Natural

Low-E W/i89, Traditional Bead, Capt Tube, No Argon Gas, Black Warm Edge Spacer

Half Screen Shipped Separately, Standard Screen, White 001, AAMA 2604, Better Vue Mesh

Applied Hdwe, Hdwe = Champagne, Concealed Jambliner, 1-Lock

Basic Unit (No Brickmould-No Sill Nosing)

Jamb = 6-9/16", Match Interior Wood = Yes, Pine Jamb, Natural, Applied, Jamb Entire Set

IPG = PG40, Ind. CCL = 436-H-658.23, Ind. FL = FL24481, Ind. TDI =

U-Factor = 0.28, SHGC = 0.29, CR = 44, VT = 0.5, AI = <0.30/<1.5, CPD =

SIE-N-112-01184-00001, Energy Star Region = NC, GapFill1 = AIR,

Can ER = 20, W m 2k = 1.59


Unit 1: Glass Width = 18.53125, Glass Height = 22.6875, Lower Glass Sash

Width = 20.90625, Lower Glass Sash Height = 26.60938, Upper Glass Sash

Width = 20.90625, Upper Glass Sash Height = 25.29688

**Rough Opening: 24.75" X 54.5"**

**Overall Unit Size: 24" X 54"**



Room Location: 05 bedroom 1

QUOTE #	PO #	QUOTE NAME	PROJECT	JOB NAME	CUSTOMER PO #
1669537		Karen Kramarczyk	Karen Kramarczyk		

LINE #	LINE TYPE	DESCRIPTION	QTY	U/M
--------	-----------	-------------	-----	-----

200-1 WindowAndDoor PK- 354 1

**\*\*Wood products need exterior casing to be rated\*\***

MARCH 2ND, 2023 PRICEBOOK

Wood Windows Double Hung Operating 24 x 54

Custom: Frame Width = 24, Frame Height = 54, Sash Split = 50/50, Screen Width = 20.59375, Screen Height = 26.6875

Complete Unit, CoreGuard Plus

Pine Exterior, Exterior Primed = White, Natural, Pine Interior

Sash-Panel Exterior Primed Finish = White, Natural

Low-E W/i89, Traditional Bead, Capt Tube, No Argon Gas, Black Warm Edge Spacer

Half Screen Shipped Separately, Standard Screen, White 001, AAMA 2604, Better Vue Mesh

Applied Hdwe, Hdwe = Champagne, Concealed Jambliner, 1-Lock

Basic Unit (No Brickmould-No Sill Nosing)

Jamb = 6-9/16", Match Interior Wood = Yes, Pine Jamb, Natural, Applied, Jamb Entire Set

IPG = PG40, Ind. CCL = 436-H-658.23, Ind. FL = FL24481, Ind. TDI =

U-Factor = 0.28, SHGC = 0.29, CR = 44, VT = 0.5, AI = <0.30/<1.5, CPD

= SIE-N-112-01184-00001, Energy Star Region = NC, GapFill1 = AIR,

Can ER = 20, W m 2k = 1.59

Unit 1: Glass Width = 18.53125, Glass Height = 22.6875, Lower Glass Sash


Width = 20.90625, Lower Glass Sash Height = 26.60938, Upper Glass Sash

Width = 20.90625, Upper Glass Sash Height = 25.29688

**Rough Opening: 24.75" X 54.5"**

**Overall Unit Size: 24" X 54"**

Room Location: 06 bedroom 1



LINE #	LINE TYPE	DESCRIPTION	QTY	U/M
--------	-----------	-------------	-----	-----

300-1 WindowAndDoor PK- 354 1

**\*\*Wood products need exterior casing to be rated\*\***

MARCH 2ND, 2023 PRICEBOOK

Wood Windows Double Hung Operating 24 x 54

Custom: Frame Width = 24, Frame Height = 54, Sash Split = 50/50, Screen Width = 20.59375, Screen Height = 26.6875

Complete Unit, CoreGuard Plus

Pine Exterior, Exterior Primed = White, Natural, Pine Interior

Sash-Panel Exterior Primed Finish = White, Natural

Low-E W/i89, Traditional Bead, Capt Tube, No Argon Gas, Black Warm Edge Spacer

Half Screen Shipped Separately, Standard Screen, White 001, AAMA 2604, Better Vue Mesh

Applied Hdwe, Hdwe = Champagne, Concealed Jambliner, 1-Lock

Basic Unit (No Brickmould-No Sill Nosing)

Jamb = 6-9/16", Match Interior Wood = Yes, Pine Jamb, Natural, Applied, Jamb Entire Set

IPG = PG40, Ind. CCL = 436-H-658.23, Ind. FL = FL24481, Ind. TDI =

U-Factor = 0.28, SHGC = 0.29, CR = 44, VT = 0.5, AI = <0.30/<1.5, CPD

= SIE-N-112-01184-00001, Energy Star Region = NC, GapFill1 = AIR,

Can ER = 20, W m 2k = 1.59

Unit 1: Glass Width = 18.53125, Glass Height = 22.6875, Lower Glass Sash


Width = 20.90625, Lower Glass Sash Height = 26.60938, Upper Glass Sash

Width = 20.90625, Upper Glass Sash Height = 25.29688

**Rough Opening: 24.75" X 54.5"**

**Overall Unit Size: 24" X 54"**

Room Location: 07 bedroom 1



QUOTE #	PO #	QUOTE NAME	PROJECT	JOB NAME	CUSTOMER PO #
1669537		Karen Kramarczyk	Karen Kramarczyk		

LINE #	LINE TYPE	DESCRIPTION	QTY	U/M
--------	-----------	-------------	-----	-----

400-1 WindowAndDoor PK- 354 1

**\*\*Wood products need exterior casing to be rated\*\***

MARCH 2ND, 2023 PRICEBOOK

Wood Windows Double Hung Operating 24 x 54

Custom: Frame Width = 24, Frame Height = 54, Sash Split = 50/50, Screen

Width = 20.59375, Screen Height = 26.6875

Complete Unit, CoreGuard Plus

Pine Exterior, Exterior Primed = White, Natural, Pine Interior

Sash-Panel Exterior Primed Finish = White, Natural

Low-E W/i89, Traditional Bead, Capt Tube, No Argon Gas, Black Warm

Edge Spacer

Half Screen Shipped Separately, Standard Screen, White 001, AAMA 2604,

Better Vue Mesh

Applied Hdwe, Hdwe = Champagne, Concealed Jambliner, 1-Lock

Basic Unit (No Brickmould-No Sill Nosing)

Jamb = 6-9/16", Match Interior Wood = Yes, Pine Jamb, Natural, Applied,

Jamb Entire Set

IPG = PG40, Ind. CCL = 436-H-658.23, Ind. FL = FL24481, Ind. TDI =

U-Factor = 0.28, SHGC = 0.29, CR = 44, VT = 0.5, AI = <0.30/<1.5, CPD

= SIE-N-112-01184-00001, Energy Star Region = NC, GapFill1 = AIR,

Can ER = 20, W m 2k = 1.59

Unit 1: Glass Width = 18.53125, Glass Height = 22.6875, Lower Glass Sash


Width = 20.90625, Lower Glass Sash Height = 26.60938, Upper Glass Sash

Width = 20.90625, Upper Glass Sash Height = 25.29688

**Rough Opening: 24.75" X 54.5"**

**Overall Unit Size: 24" X 54"**

Room Location: 08 bedroom 1



LINE #	LINE TYPE	DESCRIPTION	QTY	U/M
--------	-----------	-------------	-----	-----

500-1 WindowAndDoor PK- 354 1

**\*\*Wood products need exterior casing to be rated\*\***

MARCH 2ND, 2023 PRICEBOOK

Wood Windows Double Hung Operating 30 x 54

Custom: Frame Width = 30, Frame Height = 54, Sash Split = 50/50, Screen

Width = 26.59375, Screen Height = 26.6875

Complete Unit, CoreGuard Plus

Pine Exterior, Exterior Primed = White, Natural, Pine Interior

Sash-Panel Exterior Primed Finish = White, Natural

Low-E W/i89, Traditional Bead, Capt Tube, No Argon Gas, Black Warm

Edge Spacer

Half Screen Shipped Separately, Standard Screen, White 001, AAMA 2604,

Better Vue Mesh

Applied Hdwe, Hdwe = Champagne, Concealed Jambliner, 1-Lock

Basic Unit (No Brickmould-No Sill Nosing)

Jamb = 6-9/16", Match Interior Wood = Yes, Pine Jamb, Natural, Applied,

Jamb Entire Set

IPG = PG40, Ind. CCL = 436-H-658.23, Ind. FL = FL24481, Ind. TDI = 0

U-Factor = 0.28, SHGC = 0.29, CR = 44, VT = 0.5, AI = <0.30/<1.5, CPD

= SIE-N-112-01184-00001, Energy Star Region = NC, GapFill1 = AIR,

Can ER = 20, W m 2k = 1.59

Unit 1: Glass Width = 24.53125, Glass Height = 22.6875, Lower Glass Sash

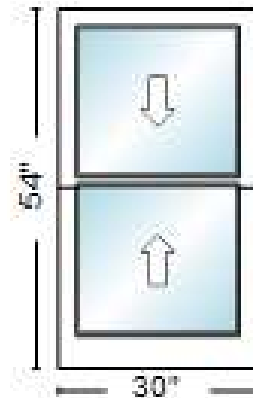
Width = 26.90625, Lower Glass Sash Height = 26.60938, Upper Glass Sash

Width = 26.90625, Upper Glass Sash Height = 25.29688

**Rough Opening: 30.75" X 54.5"**

**Overall Unit Size: 30" X 54"**

Room Location: 09 bedroom 1



QUOTE #	PO #	QUOTE NAME	PROJECT	JOB NAME	CUSTOMER PO #
1669537		Karen Kramarczyk	Karen Kramarczyk		

LINE #	LINE TYPE	DESCRIPTION	QTY	U/M
--------	-----------	-------------	-----	-----

600-1	WindowAndDoor	PK- 354	1	
-------	---------------	---------	---	--

**\*\*Wood products need exterior casing to be rated\*\***

MARCH 2ND, 2023 PRICEBOOK

Wood Windows Double Hung Operating 24 x 36

Custom: Frame Width = 24, Frame Height = 36, Sash Split = 50/50, Screen Width = 20.59375, Screen Height = 17.6875

Complete Unit, CoreGuard Plus

Pine Exterior, Exterior Primed = White, Natural, Pine Interior

Sash-Panel Exterior Primed Finish = White, Natural

Low-E W/i89, Traditional Bead, Tempered Both Lites, Capt Tube, No

Argon Gas, Black Warm Edge Spacer

Half Screen Shipped Separately, Standard Screen, White 001, AAMA 2604, Better Vue Mesh

Applied Hdwe, Hdwe = Champagne, Concealed Jambliner, 1-Lock

Basic Unit (No Brickmould-No Sill Nosing)

Jamb = 6-9/16", Match Interior Wood = Yes, Pine Jamb, Natural, Applied, Jamb Entire Set

IPG = PG40, Ind. CCL = 436-H-658.23, Ind. FL = FL24481, Ind. TDI =

U-Factor = 0.28, SHGC = 0.29, CR = 44, VT = 0.5, AI = <0.30/<1.5, CPD

= SIE-N-112-01184-00001, Energy Star Region = NC, GapFill1 = AIR,

Can ER = 20, W m 2k = 1.59

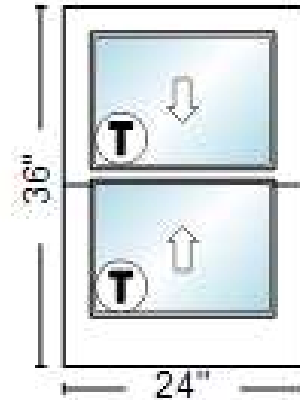
Unit 1: Glass Width = 18.53125, Glass Height = 13.6875, Lower Glass Sash

Width = 20.90625, Lower Glass Sash Height = 17.60938, Upper Glass Sash

Width = 20.90625, Upper Glass Sash Height = 16.29688

**Rough Opening: 24.75" X 36.5"**

**Overall Unit Size: 24" X 36"**



Room Location: 10 bath

LINE #	LINE TYPE	DESCRIPTION	QTY	U/M
--------	-----------	-------------	-----	-----

700-1	WindowAndDoor	PK- 354	1	
-------	---------------	---------	---	--

**\*\*Wood products need exterior casing to be rated\*\***

MARCH 2ND, 2023 PRICEBOOK

Wood Windows Double Hung Operating 24 x 54

Custom: Frame Width = 24, Frame Height = 54, Sash Split = 50/50, Screen Width = 20.59375, Screen Height = 26.6875

Complete Unit, CoreGuard Plus

Pine Exterior, Exterior Primed = White, Natural, Pine Interior

Sash-Panel Exterior Primed Finish = White, Natural

Low-E W/i89, Traditional Bead, Capt Tube, No Argon Gas, Black Warm Edge Spacer

Half Screen Shipped Separately, Standard Screen, White 001, AAMA 2604, Better Vue Mesh

Applied Hdwe, Hdwe = Champagne, Concealed Jambliner, 1-Lock

Basic Unit (No Brickmould-No Sill Nosing)

Jamb = 6-9/16", Match Interior Wood = Yes, Pine Jamb, Natural, Applied, Jamb Entire Set

IPG = PG40, Ind. CCL = 436-H-658.23, Ind. FL = FL24481, Ind. TDI =

U-Factor = 0.28, SHGC = 0.29, CR = 44, VT = 0.5, AI = <0.30/<1.5, CPD

= SIE-N-112-01184-00001, Energy Star Region = NC, GapFill1 = AIR,

Can ER = 20, W m 2k = 1.59


Unit 1: Glass Width = 18.53125, Glass Height = 22.6875, Lower Glass Sash

Width = 20.90625, Lower Glass Sash Height = 26.60938, Upper Glass Sash

Width = 20.90625, Upper Glass Sash Height = 25.29688

**Rough Opening: 24.75" X 54.5"**

**Overall Unit Size: 24" X 54"**



Room Location: 11 bedroom 2

QUOTE #	PO #	QUOTE NAME	PROJECT	JOB NAME	CUSTOMER PO #
1669537		Karen Kramarczyk	Karen Kramarczyk		

LINE #	LINE TYPE	DESCRIPTION	QTY	U/M
--------	-----------	-------------	-----	-----

800-1	WindowAndDoor	PK- 354	1	
-------	---------------	---------	---	--

**\*\*Wood products need exterior casing to be rated\*\***

MARCH 2ND, 2023 PRICEBOOK

Wood Windows Double Hung Operating 24 x 54

Custom: Frame Width = 24, Frame Height = 54, Sash Split = 50/50, Screen Width = 20.59375, Screen Height = 26.6875

Complete Unit, CoreGuard Plus

Pine Exterior, Exterior Primed = White, Natural, Pine Interior

Sash-Panel Exterior Primed Finish = White, Natural

Low-E W/i89, Traditional Bead, Capt Tube, No Argon Gas, Black Warm Edge Spacer

Half Screen Shipped Separately, Standard Screen, White 001, AAMA 2604, Better Vue Mesh

Applied Hdwe, Hdwe = Champagne, Concealed Jambliner, 1-Lock

Basic Unit (No Brickmould-No Sill Nosing)

Jamb = 6-9/16", Match Interior Wood = Yes, Pine Jamb, Natural, Applied, Jamb Entire Set

IPG = PG40, Ind. CCL = 436-H-658.23, Ind. FL = FL24481, Ind. TDI =

U-Factor = 0.28, SHGC = 0.29, CR = 44, VT = 0.5, AI = <0.30/<1.5, CPD

= SIE-N-112-01184-00001, Energy Star Region = NC, GapFill1 = AIR,

Can ER = 20, W m 2k = 1.59

Unit 1: Glass Width = 18.53125, Glass Height = 22.6875, Lower Glass Sash


Width = 20.90625, Lower Glass Sash Height = 26.60938, Upper Glass Sash

Width = 20.90625, Upper Glass Sash Height = 25.29688

**Rough Opening: 24.75" X 54.5"**

**Overall Unit Size: 24" X 54"**

Room Location: 12 bedroom 2



LINE #	LINE TYPE	DESCRIPTION	QTY	U/M
--------	-----------	-------------	-----	-----

900-1	WindowAndDoor	PK- 354	1	
-------	---------------	---------	---	--

**\*\*Wood products need exterior casing to be rated\*\***

MARCH 2ND, 2023 PRICEBOOK

Wood Windows Double Hung Operating 30 x 54

Custom: Frame Width = 30, Frame Height = 54, Sash Split = 50/50, Screen Width = 26.59375, Screen Height = 26.6875

Complete Unit, CoreGuard Plus

Pine Exterior, Exterior Primed = White, Natural, Pine Interior

Sash-Panel Exterior Primed Finish = White, Natural

Low-E W/i89, Traditional Bead, Capt Tube, No Argon Gas, Black Warm Edge Spacer

Half Screen Shipped Separately, Standard Screen, White 001, AAMA 2604, Better Vue Mesh

Applied Hdwe, Hdwe = Champagne, Concealed Jambliner, 1-Lock

Basic Unit (No Brickmould-No Sill Nosing)

Jamb = 6-9/16", Match Interior Wood = Yes, Pine Jamb, Natural, Applied, Jamb Entire Set

IPG = PG40, Ind. CCL = 436-H-658.23, Ind. FL = FL24481, Ind. TDI = 0

U-Factor = 0.28, SHGC = 0.29, CR = 44, VT = 0.5, AI = <0.30/<1.5, CPD

= SIE-N-112-01184-00001, Energy Star Region = NC, GapFill1 = AIR,

Can ER = 20, W m 2k = 1.59

Unit 1: Glass Width = 24.53125, Glass Height = 22.6875, Lower Glass Sash

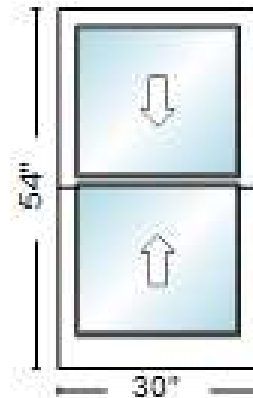
Width = 26.90625, Lower Glass Sash Height = 26.60938, Upper Glass Sash

Width = 26.90625, Upper Glass Sash Height = 25.29688

**Rough Opening: 30.75" X 54.5"**

**Overall Unit Size: 30" X 54"**

Room Location: 13 bedroom 2



QUOTE #	PO #	QUOTE NAME	PROJECT	JOB NAME	CUSTOMER PO #
1669537		Karen Kramarczyk	Karen Kramarczyk		

LINE #	LINE TYPE	DESCRIPTION	QTY	U/M
--------	-----------	-------------	-----	-----

1000-1 WindowAndDoor PK- 354 1

**\*\*Wood products need exterior casing to be rated\*\***

MARCH 2ND, 2023 PRICEBOOK

Wood Windows Double Hung Operating 30 x 54

Custom: Frame Width = 30, Frame Height = 54, Sash Split = 50/50, Screen

Width = 26.59375, Screen Height = 26.6875

Complete Unit, CoreGuard Plus

Pine Exterior, Exterior Primed = White, Natural, Pine Interior

Sash-Panel Exterior Primed Finish = White, Natural

Low-E W/i89, Traditional Bead, Capt Tube, No Argon Gas, Black Warm

Edge Spacer

Half Screen Shipped Separately, Standard Screen, White 001, AAMA 2604,

Better Vue Mesh

Applied Hdwe, Hdwe = Champagne, Concealed Jambliner, 1-Lock

Basic Unit (No Brickmould-No Sill Nosing)

Jamb = 6-9/16", Match Interior Wood = Yes, Pine Jamb, Natural, Applied,

Jamb Entire Set

IPG = PG40, Ind. CCL = 436-H-658.23, Ind. FL = FL24481, Ind. TDI = 0

U-Factor = 0.28, SHGC = 0.29, CR = 44, VT = 0.5, AI = <0.30/<1.5, CPD

= SIE-N-112-01184-00001, Energy Star Region = NC, GapFill1 = AIR,

Can ER = 20, W m 2k = 1.59

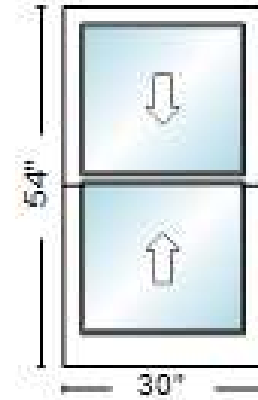
Unit 1: Glass Width = 24.53125, Glass Height = 22.6875, Lower Glass Sash

Width = 26.90625, Lower Glass Sash Height = 26.60938, Upper Glass Sash

Width = 26.90625, Upper Glass Sash Height = 25.29688

**Rough Opening: 30.75" X 54.5"**

**Overall Unit Size: 30" X 54"**



Room Location: 14 bedroom 2

LINE #	LINE TYPE	DESCRIPTION	QTY	U/M
--------	-----------	-------------	-----	-----

1100-1 WindowAndDoor PK- 354 1

**\*\*Wood products need exterior casing to be rated\*\***

MARCH 2ND, 2023 PRICEBOOK

Wood Windows Double Hung Operating 24 x 36

Custom: Frame Width = 24, Frame Height = 36, Sash Split = 50/50, Screen

Width = 20.59375, Screen Height = 17.6875

Complete Unit, CoreGuard Plus

Pine Exterior, Exterior Primed = White, Natural, Pine Interior

Sash-Panel Exterior Primed Finish = White, Natural

Low-E W/i89, Traditional Bead, Capt Tube, No Argon Gas, Black Warm

Edge Spacer

Half Screen Shipped Separately, Standard Screen, White 001, AAMA 2604,

Better Vue Mesh

Applied Hdwe, Hdwe = Champagne, Concealed Jambliner, 1-Lock

Basic Unit (No Brickmould-No Sill Nosing)

Jamb = 6-9/16", Match Interior Wood = Yes, Pine Jamb, Natural, Applied,

Jamb Entire Set

IPG = PG40, Ind. CCL = 436-H-658.23, Ind. FL = FL24481, Ind. TDI =

U-Factor = 0.28, SHGC = 0.29, CR = 44, VT = 0.5, AI = <0.30/<1.5, CPD

= SIE-N-112-01184-00001, Energy Star Region = NC, GapFill1 = AIR,

Can ER = 20, W m 2k = 1.59

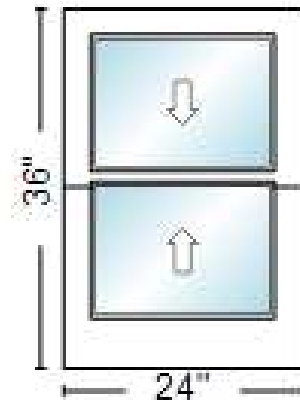
Unit 1: Glass Width = 18.53125, Glass Height = 13.6875, Lower Glass Sash

Width = 20.90625, Lower Glass Sash Height = 17.60938, Upper Glass Sash

Width = 20.90625, Upper Glass Sash Height = 16.29688

**Rough Opening: 24.75" X 36.5"**

**Overall Unit Size: 24" X 36"**



Room Location: 15 kitchen

QUOTE #	PO #	QUOTE NAME	PROJECT	JOB NAME	CUSTOMER PO #
1669537		Karen Kramarczyk	Karen Kramarczyk		

LINE #	LINE TYPE	DESCRIPTION	QTY	U/M
--------	-----------	-------------	-----	-----

1200-1 WindowAndDoor PK- 354 1

**\*\*Wood products need exterior casing to be rated\*\***

MARCH 2ND, 2023 PRICEBOOK

Wood Windows Double Hung Operating 24 x 36

Custom: Frame Width = 24, Frame Height = 36, Sash Split = 50/50, Screen Width = 20.59375, Screen Height = 17.6875

Complete Unit, CoreGuard Plus

Pine Exterior, Exterior Primed = White, Natural, Pine Interior

Sash-Panel Exterior Primed Finish = White, Natural

Low-E W/i89, Traditional Bead, Capt Tube, No Argon Gas, Black Warm Edge Spacer

Half Screen Shipped Separately, Standard Screen, White 001, AAMA 2604, Better Vue Mesh

Applied Hdwe, Hdwe = Champagne, Concealed Jambliner, 1-Lock

Basic Unit (No Brickmould-No Sill Nosing)

Jamb = 6-9/16", Match Interior Wood = Yes, Pine Jamb, Natural, Applied, Jamb Entire Set

IPG = PG40, Ind. CCL = 436-H-658.23, Ind. FL = FL24481, Ind. TDI =

U-Factor = 0.28, SHGC = 0.29, CR = 44, VT = 0.5, AI = <0.30/<1.5, CPD =

SIE-N-112-01184-00001, Energy Star Region = NC, GapFill1 = AIR,

Can ER = 20, W m 2k = 1.59

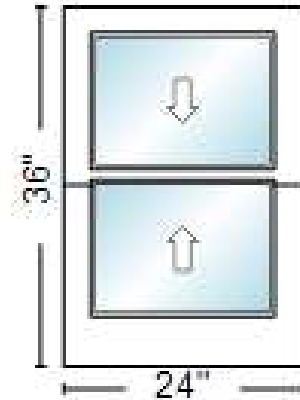
Unit 1: Glass Width = 18.53125, Glass Height = 13.6875, Lower Glass Sash

Width = 20.90625, Lower Glass Sash Height = 17.60938, Upper Glass Sash

Width = 20.90625, Upper Glass Sash Height = 16.29688

**Rough Opening: 24.75" X 36.5"**

**Overall Unit Size: 24" X 36"**



Room Location: 16 kitchen

LINE #	LINE TYPE	DESCRIPTION	QTY	U/M
--------	-----------	-------------	-----	-----

1300-1 WindowAndDoor PK- 354 1

**\*\*Wood products need exterior casing to be rated\*\***

MARCH 2ND, 2023 PRICEBOOK

Wood Windows Double Hung Operating 24 x 54

Custom: Frame Width = 24, Frame Height = 54, Sash Split = 50/50, Screen Width = 20.59375, Screen Height = 26.6875

Complete Unit, CoreGuard Plus

Pine Exterior, Exterior Primed = White, Natural, Pine Interior

Sash-Panel Exterior Primed Finish = White, Natural

Low-E W/i89, Traditional Bead, Capt Tube, No Argon Gas, Black Warm Edge Spacer

Half Screen Shipped Separately, Standard Screen, White 001, AAMA 2604, Better Vue Mesh

Applied Hdwe, Hdwe = Champagne, Concealed Jambliner, 1-Lock

Basic Unit (No Brickmould-No Sill Nosing)

Jamb = 6-9/16", Match Interior Wood = Yes, Pine Jamb, Natural, Applied, Jamb Entire Set

IPG = PG40, Ind. CCL = 436-H-658.23, Ind. FL = FL24481, Ind. TDI =

U-Factor = 0.28, SHGC = 0.29, CR = 44, VT = 0.5, AI = <0.30/<1.5, CPD =

SIE-N-112-01184-00001, Energy Star Region = NC, GapFill1 = AIR,

Can ER = 20, W m 2k = 1.59


Unit 1: Glass Width = 18.53125, Glass Height = 22.6875, Lower Glass Sash

Width = 20.90625, Lower Glass Sash Height = 26.60938, Upper Glass Sash

Width = 20.90625, Upper Glass Sash Height = 25.29688

**Rough Opening: 24.75" X 54.5"**

**Overall Unit Size: 24" X 54"**



Room Location: 17 dining

QUOTE #	PO #	QUOTE NAME	PROJECT	JOB NAME	CUSTOMER PO #
1669537		Karen Kramarczyk	Karen Kramarczyk		

LINE #	LINE TYPE	DESCRIPTION	QTY	U/M
--------	-----------	-------------	-----	-----

1400-1 WindowAndDoor PK- 354 1

**\*\*Wood products need exterior casing to be rated\*\***

MARCH 2ND, 2023 PRICEBOOK

Wood Windows Double Hung Operating 24 x 54

Custom: Frame Width = 24, Frame Height = 54, Sash Split = 50/50, Screen

Width = 20.59375, Screen Height = 26.6875

Complete Unit, CoreGuard Plus

Pine Exterior, Exterior Primed = White, Natural, Pine Interior

Sash-Panel Exterior Primed Finish = White, Natural

Low-E W/i89, Traditional Bead, Capt Tube, No Argon Gas, Black Warm

Edge Spacer

Half Screen Shipped Separately, Standard Screen, White 001, AAMA 2604,

Better Vue Mesh

Applied Hdwe, Hdwe = Champagne, Concealed Jambliner, 1-Lock

Basic Unit (No Brickmould-No Sill Nosing)

Jamb = 6-9/16", Match Interior Wood = Yes, Pine Jamb, Natural, Applied,

Jamb Entire Set

IPG = PG40, Ind. CCL = 436-H-658.23, Ind. FL = FL24481, Ind. TDI =

U-Factor = 0.28, SHGC = 0.29, CR = 44, VT = 0.5, AI = <0.30/<1.5, CPD

= SIE-N-112-01184-00001, Energy Star Region = NC, GapFill1 = AIR,

Can ER = 20, W m 2k = 1.59


Unit 1: Glass Width = 18.53125, Glass Height = 22.6875, Lower Glass Sash

Width = 20.90625, Lower Glass Sash Height = 26.60938, Upper Glass Sash

Width = 20.90625, Upper Glass Sash Height = 25.29688

**Rough Opening: 24.75" X 54.5"**

**Overall Unit Size: 24" X 54"**



Room Location: 18 dining

LINE #	LINE TYPE	DESCRIPTION	QTY	U/M
--------	-----------	-------------	-----	-----

1500-1 WindowAndDoor PK- 354 1

**\*\*Wood products need exterior casing to be rated\*\***

MARCH 2ND, 2023 PRICEBOOK

Wood Windows Double Hung Operating 24 x 36

Custom: Frame Width = 24, Frame Height = 36, Sash Split = 50/50, Screen

Width = 20.59375, Screen Height = 17.6875

Complete Unit, CoreGuard Plus

Pine Exterior, Exterior Primed = White, Natural, Pine Interior

Sash-Panel Exterior Primed Finish = White, Natural

Low-E W/i89, Traditional Bead, Capt Tube, No Argon Gas, Black Warm

Edge Spacer

Half Screen Shipped Separately, Standard Screen, White 001, AAMA 2604,

Better Vue Mesh

Applied Hdwe, Hdwe = Champagne, Concealed Jambliner, 1-Lock

Basic Unit (No Brickmould-No Sill Nosing)

Jamb = 6-9/16", Match Interior Wood = Yes, Pine Jamb, Natural, Applied,

Jamb Entire Set

IPG = PG40, Ind. CCL = 436-H-658.23, Ind. FL = FL24481, Ind. TDI =

U-Factor = 0.28, SHGC = 0.29, CR = 44, VT = 0.5, AI = <0.30/<1.5, CPD

= SIE-N-112-01184-00001, Energy Star Region = NC, GapFill1 = AIR,

Can ER = 20, W m 2k = 1.59

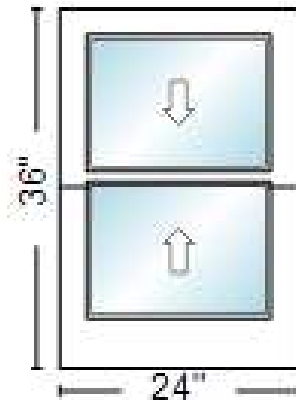
Unit 1: Glass Width = 18.53125, Glass Height = 13.6875, Lower Glass Sash

Width = 20.90625, Lower Glass Sash Height = 17.60938, Upper Glass Sash

Width = 20.90625, Upper Glass Sash Height = 16.29688

**Rough Opening: 24.75" X 36.5"**

**Overall Unit Size: 24" X 36"**



Room Location: 19 living room

QUOTE #	PO #	QUOTE NAME	PROJECT	JOB NAME	CUSTOMER PO #
1669537		Karen Kramarczyk	Karen Kramarczyk		

LINE #	LINE TYPE	DESCRIPTION	QTY	U/M
--------	-----------	-------------	-----	-----

1600-1 WindowAndDoor PK- 354 1

**\*\*Wood products need exterior casing to be rated\*\***

MARCH 2ND, 2023 PRICEBOOK

Wood Windows Double Hung Operating 24 x 54

Custom: Frame Width = 24, Frame Height = 54, Sash Split = 50/50, Screen Width = 20.59375, Screen Height = 26.6875

Complete Unit, CoreGuard Plus

Pine Exterior, Exterior Primed = White, Natural, Pine Interior

Sash-Panel Exterior Primed Finish = White, Natural

Low-E W/i89, Traditional Bead, Capt Tube, No Argon Gas, Black Warm Edge Spacer

Half Screen Shipped Separately, Standard Screen, White 001, AAMA 2604, Better Vue Mesh

Applied Hdwe, Hdwe = Champagne, Concealed Jambliner, 1-Lock

Basic Unit (No Brickmould-No Sill Nosing)

Jamb = 6-9/16", Match Interior Wood = Yes, Pine Jamb, Natural, Applied, Jamb Entire Set

IPG = PG40, Ind. CCL = 436-H-658.23, Ind. FL = FL24481, Ind. TDI =

U-Factor = 0.28, SHGC = 0.29, CR = 44, VT = 0.5, AI = <0.30/<1.5, CPD

= SIE-N-112-01184-00001, Energy Star Region = NC, GapFill1 = AIR, Can ER = 20, W m 2k = 1.59


Unit 1: Glass Width = 18.53125, Glass Height = 22.6875, Lower Glass Sash

Width = 20.90625, Lower Glass Sash Height = 26.60938, Upper Glass Sash

Width = 20.90625, Upper Glass Sash Height = 25.29688

**Rough Opening: 24.75" X 54.5"**

**Overall Unit Size: 24" X 54"**



Room Location: 01 living room

LINE #	LINE TYPE	DESCRIPTION	QTY	U/M
--------	-----------	-------------	-----	-----

1700-1 WindowAndDoor PK- 354 1

**\*\*Wood products need exterior casing to be rated\*\***

MARCH 2ND, 2023 PRICEBOOK

Wood Windows Double Hung Operating 24 x 54

Custom: Frame Width = 24, Frame Height = 54, Sash Split = 50/50, Screen Width = 20.59375, Screen Height = 26.6875

Complete Unit, CoreGuard Plus

Pine Exterior, Exterior Primed = White, Natural, Pine Interior

Sash-Panel Exterior Primed Finish = White, Natural

Low-E W/i89, Traditional Bead, Capt Tube, No Argon Gas, Black Warm Edge Spacer

Half Screen Shipped Separately, Standard Screen, White 001, AAMA 2604, Better Vue Mesh

Applied Hdwe, Hdwe = Champagne, Concealed Jambliner, 1-Lock

Basic Unit (No Brickmould-No Sill Nosing)

Jamb = 6-9/16", Match Interior Wood = Yes, Pine Jamb, Natural, Applied, Jamb Entire Set

IPG = PG40, Ind. CCL = 436-H-658.23, Ind. FL = FL24481, Ind. TDI =

U-Factor = 0.28, SHGC = 0.29, CR = 44, VT = 0.5, AI = <0.30/<1.5, CPD

= SIE-N-112-01184-00001, Energy Star Region = NC, GapFill1 = AIR,

Can ER = 20, W m 2k = 1.59


Unit 1: Glass Width = 18.53125, Glass Height = 22.6875, Lower Glass Sash

Width = 20.90625, Lower Glass Sash Height = 26.60938, Upper Glass Sash

Width = 20.90625, Upper Glass Sash Height = 25.29688

**Rough Opening: 24.75" X 54.5"**

**Overall Unit Size: 24" X 54"**



Room Location: 02 living room

QUOTE #	PO #	QUOTE NAME	PROJECT	JOB NAME	CUSTOMER PO #
1669537		Karen Kramarczyk	Karen Kramarczyk		

LINE #	LINE TYPE	DESCRIPTION	QTY	U/M
--------	-----------	-------------	-----	-----

1800-1 WindowAndDoor PK- 354 1

**\*\*Wood products need exterior casing to be rated\*\***

MARCH 2ND, 2023 PRICEBOOK

Wood Windows Double Hung Operating 24 x 54

Custom: Frame Width = 24, Frame Height = 54, Sash Split = 50/50, Screen Width = 20.59375, Screen Height = 26.6875

Complete Unit, CoreGuard Plus

Pine Exterior, Exterior Primed = White, Natural, Pine Interior

Sash-Panel Exterior Primed Finish = White, Natural

Low-E W/i89, Traditional Bead, Capt Tube, No Argon Gas, Black Warm Edge Spacer

Half Screen Shipped Separately, Standard Screen, White 001, AAMA 2604, Better Vue Mesh

Applied Hdwe, Hdwe = Champagne, Concealed Jambliner, 1-Lock

Basic Unit (No Brickmould-No Sill Nosing)

Jamb = 6-9/16", Match Interior Wood = Yes, Pine Jamb, Natural, Applied, Jamb Entire Set

IPG = PG40, Ind. CCL = 436-H-658.23, Ind. FL = FL24481, Ind. TDI =

U-Factor = 0.28, SHGC = 0.29, CR = 44, VT = 0.5, AI = <0.30/<1.5, CPD

= SIE-N-112-01184-00001, Energy Star Region = NC, GapFill1 = AIR,

Can ER = 20, W m 2k = 1.59

Unit 1: Glass Width = 18.53125, Glass Height = 22.6875, Lower Glass Sash


Width = 20.90625, Lower Glass Sash Height = 26.60938, Upper Glass Sash

Width = 20.90625, Upper Glass Sash Height = 25.29688

**Rough Opening: 24.75" X 54.5"**

**Overall Unit Size: 24" X 54"**

Room Location: 03 living room



LINE #	LINE TYPE	DESCRIPTION	QTY	U/M
--------	-----------	-------------	-----	-----

1900-1 WindowAndDoor PK- 354 1

**\*\*Wood products need exterior casing to be rated\*\***

MARCH 2ND, 2023 PRICEBOOK

Wood Windows Double Hung Operating 24 x 54

Custom: Frame Width = 24, Frame Height = 54, Sash Split = 50/50, Screen Width = 20.59375, Screen Height = 26.6875

Complete Unit, CoreGuard Plus

Pine Exterior, Exterior Primed = White, Natural, Pine Interior

Sash-Panel Exterior Primed Finish = White, Natural

Low-E W/i89, Traditional Bead, Capt Tube, No Argon Gas, Black Warm Edge Spacer

Half Screen Shipped Separately, Standard Screen, White 001, AAMA 2604, Better Vue Mesh

Applied Hdwe, Hdwe = Champagne, Concealed Jambliner, 1-Lock

Basic Unit (No Brickmould-No Sill Nosing)

Jamb = 6-9/16", Match Interior Wood = Yes, Pine Jamb, Natural, Applied, Jamb Entire Set

IPG = PG40, Ind. CCL = 436-H-658.23, Ind. FL = FL24481, Ind. TDI =

U-Factor = 0.28, SHGC = 0.29, CR = 44, VT = 0.5, AI = <0.30/<1.5, CPD

= SIE-N-112-01184-00001, Energy Star Region = NC, GapFill1 = AIR,

Can ER = 20, W m 2k = 1.59

Unit 1: Glass Width = 18.53125, Glass Height = 22.6875, Lower Glass Sash


Width = 20.90625, Lower Glass Sash Height = 26.60938, Upper Glass Sash

Width = 20.90625, Upper Glass Sash Height = 25.29688

**Rough Opening: 24.75" X 54.5"**

**Overall Unit Size: 24" X 54"**

Room Location: 04 living room



QUOTE #	PO #	QUOTE NAME	PROJECT	JOB NAME	CUSTOMER PO #
1669537		Karen Kramarczyk	Karen Kramarczyk		

BID BY	SALESPERSON
	999

Comments:

**COMPANY**

Unless otherwise noted on the line item, this product is covered under a Sierra Pacific Windows limited warranty. Please see your dealer, the Website WWW.SIERRAPACIFICWINDOWS.COM or our marketing literature for a copy of the applicable limited warranty for specific language, limitations and exclusions.

All prices quoted are typically valid for 30 days. The quoted pricing is not final and is subject to revised price book releases and changes until the order has been submitted. Other exceptions may apply. Shop drawing charges are not included.

**COLOR VARIATION**

This quote may contain units with anodized finishes. Color variation is an inherent characteristic of anodized finishes and end results will vary. Sierra Pacific offers a variety of wood species produced in combinations of solid and veneer-wrapped wood parts that have varying grain patterns. Wood characteristics also vary due to the species of the wood. The combination of these items could result in color variations of the finished stained products. Outswing Doors will have a complementary species of wood threshold.

**RATINGS**

Oversized units and certain mulled/stacked configurations have not been tested and therefore have no performance grade(PG) rating. P.E. approved job-specific comparative analysis may be available for these non-rated units. Please contact your Inside Sales group to determine available options for non-rated product. A complete list of rated products is available at WWW.SIERRAPACIFICWINDOWS.COM

Units denoted with an 'E' on the line item image meet egress based off criteria from the International Residential Code manual. Each has at least 20" clear opening width, 24" clear opening height and a total clear opening square footage of at least 5.7. The window sill height is not taken into consideration and needs to be reviewed for compliance in your local jurisdiction.

The Vinyl replacement products do not have a PG rating.

ALUMINUM CLAD UNITS ONLY: \*\*SPW recommends through frame installation for units with factory applied brickmould.\*\*

If units are being installed in an area requiring specific PG ratings the unit must be installed in the exact manner tested as shown in our certified installation details. These details can be found on the Florida Building Code website at www.floridabuilding.org or can be obtained by contacting Sierra Pacific's Architectural Services Department at 800-433-4873 ext. 1734.

Recent building code changes require the addition of limiting devices on any operating unit installed where the finished clear opening of the unit is within 24" of the floor and is more than 72" above the finished grade or other surface below the window. Please check with your local building department to determine if this code is a requirement in your jurisdiction and order units accordingly.

**THERMAL PERFORMANCE**

This quote may contain glazing options that include coating 'i89'. These glazing options may have an increased risk of room side glass condensation in areas where the winter outdoor temperatures are below freezing (32°F/0°C).

**We Appreciate Your Business!**