

**CAPITAL IMPROVEMENT PROGRAM**  
**RETREAT AGENDA**

CAPITAL IMPROVEMENT RETREAT  
THURSDAY  
MARCH 28, 2024

CORE SERVICES FACILITY  
3200 WEST ROUTE 66  
8:30 A.M.

All City Council Meetings are live streamed on the city's website  
(<https://www.flagstaffaz.gov/1461/Streaming-City-Council-Meetings>)

**\*\*\*PUBLIC COMMENT\*\*\***

Verbal public comments related to items appearing on the posted agenda may be given in person or online and will be taken at the time the item is discussed.

To provide online verbal comment on an item that appears on the posted agenda, use the link below.

**ONLINE VERBAL PUBLIC COMMENT**

Written comments may be submitted to [publiccomment@flagstaffaz.gov](mailto:publiccomment@flagstaffaz.gov). All comments submitted via email will be considered written comments and will be documented in the record as such.

---

**1. Call to Order**

**NOTICE OF OPTION TO RECESS INTO EXECUTIVE SESSION**

*Pursuant to A.R.S. §38-431.02, notice is hereby given to the members of the City Council and to the general public that, at this work session, the City Council may vote to go into executive session, which will not be open to the public, for discussion and consultation with the City's attorneys for legal advice on any item listed on the following agenda, pursuant to A.R.S. §38-431.03(A)(3).*

**2. Roll Call**

*NOTE: One or more Councilmembers may be in attendance through other technological means.*

MAYOR DAGGETT  
VICE MAYOR ASLAN  
COUNCILMEMBER HARRIS  
COUNCILMEMBER HOUSE

COUNCILMEMBER MATTHEWS  
COUNCILMEMBER MCCARTHY  
COUNCILMEMBER SWEET

**3. Pledge of Allegiance, Mission Statement, and Land Acknowledgement**

**MISSION STATEMENT**

*The mission of the City of Flagstaff is to protect and enhance the quality of life for all.*

**LAND ACKNOWLEDGEMENT**

*The Flagstaff City Council humbly acknowledges the ancestral homelands of this area's Indigenous nations and original stewards. These lands, still inhabited by Native descendants, border mountains sacred to Indigenous peoples. We honor them, their legacies, their traditions, and their continued contributions. We celebrate their past, present, and future generations who will forever know this place as home.*



**4. Capital Improvement Retreat**

The purpose of this retreat is to provide the Mayor and City Council a review of the Capital focused improvements process as an element of the 24-25 budget process.

**5. Adjournment**

**CERTIFICATE OF POSTING OF NOTICE**

The undersigned hereby certifies that a copy of the foregoing notice was duly posted at Flagstaff City Hall on \_\_\_\_\_, at \_\_\_\_\_ a.m./p.m. in accordance with the statement filed by the City Council with the City Clerk.

Dated this \_\_\_\_\_ day of \_\_\_\_\_, 2024.

\_\_\_\_\_  
Stacy Saltzburg, MMC, City Clerk

THE CITY OF FLAGSTAFF ENDEAVORS TO MAKE ALL PUBLIC MEETINGS ACCESSIBLE TO PERSONS WITH DISABILITIES. With 48-hour advance notice, reasonable accommodations will be made upon request for persons with disabilities or non-English speaking residents. Please call the City Clerk (928) 213-2076 or email at [stacy.saltzburg@flagstaffaz.gov](mailto:stacy.saltzburg@flagstaffaz.gov) to request an accommodation to participate in this public meeting.

NOTICE TO PARENTS AND LEGAL GUARDIANS: Parents and legal guardians have the right to consent before the City of Flagstaff makes a video or voice recording of a minor child, pursuant to A.R.S. § 1-602(A)(9). The Flagstaff City Council meetings are live-streamed and recorded and may be viewed on the City of Flagstaff's website. If you permit your child to attend/participate in a televised Council meeting, a recording will be made. You may exercise your right not to consent by not allowing your child to attend/participate in the meeting.



**To:** The Honorable Mayor and Council  
**From:** Scott Overton, Public Works Director  
**Co-Submitter:** Joanne Keene  
**Date:** 03/20/2024  
**Meeting Date:** 03/28/2024

**DESIRED OUTCOME:**

### Executive Summary:

**Information:**

Please see attached agenda and PowerPoint presentation.

<b>Attachments:</b>	<u>Detailed Agenda</u> <u>FY25 CIP Summaries</u> <u>Color of Money</u> <u>Presentation</u>
---------------------	---



# City Council Budget Retreat

## March 28th, 2024

### Detailed Agenda

---

Time	Duration (Min)	Topic	Staff
8:30am	30	Welcome and Objectives	Greg Clifton Joanne Keene Scott Overton
9:00am	15	Overview/Color of Money	Martin Donohoe
9:15am	60	General Government <ul style="list-style-type: none"> <li>Information Technology</li> <li>Police</li> <li>Library</li> <li>Parking District</li> <li>United States Geological Survey (USGS)</li> </ul>	CJ Perry Dan Musselman Linda Tillson David McIntire Paul Mood
<b>10:15am</b>	<b>15</b>	<b>Break</b>	
10:30am	15	Streets/Transportation <ul style="list-style-type: none"> <li>Road Repair &amp; Street Safety</li> </ul>	Sam Beckett Jarrett Nelson
10:45am	45	Transportation <ul style="list-style-type: none"> <li>Roadway Projects</li> </ul>	Trevor Henry
<b>11:30am</b>	<b>30</b>	<b>Lunch</b>	
12:00pm	30	Transportation <ul style="list-style-type: none"> <li>Bicycle &amp; Pedestrian Projects</li> </ul>	Trevor Henry Martin Ince
12:30pm	45	Beautification, Arts & Science, and PROSE <ul style="list-style-type: none"> <li>Beautification</li> <li>Arts &amp; Science</li> <li>PROSE</li> </ul>	Jana Weldon Amy Hagin
1:15pm	30	Airport	Brian Gall Adam Miele
<b>1:45pm</b>	<b>15</b>	<b>Break</b>	
2:00pm	15	Solid Waste	Evan Tyrrell
2:15pm	30	Water Services <ul style="list-style-type: none"> <li>Drinking Water</li> <li>Wastewater</li> <li>Reclaimed Water</li> <li>Stormwater</li> </ul>	Shannon Jones Mac McNamara Ed Schenk
2:45pm	30	Longer Term Priorities	Greg Clifton Joanne Keene
3:15pm	15	Public Participation	
3:30pm		Wrap Up	



**City of Flagstaff**  
**Capital Improvement Program Summary**  
**Fiscal Year 2023-2024 - Fiscal Year 2028-2029**

	Budget 2023-2024	Estimate 2023-2024	Budget 2024-2025	2025-2026	2026-2027	2027-2028	2028-2029	Total Plan
Beginning Balance	\$ -	-	-	-	-	-	-	-
Resources								
Debt	55,920,345	21,419,702	57,701,469	155,051,362	32,323,431	7,896,415	7,961,154	282,353,533
Grants	63,675,687	50,434,277	37,651,444	31,130,879	17,524,424	12,345,381	68,832,099	217,918,504
Pay-as-you-go	140,031,626	128,819,481	92,300,000	62,339,327	47,770,545	34,453,373	53,637,296	419,320,022
Total Resources	259,627,658	200,673,460	187,652,913	248,521,568	97,618,400	54,695,169	130,430,549	919,592,059
Expenditures								
General Government	50,519,622	44,970,389	41,979,451	81,208,719	24,656,000	11,155,000	14,241,000	218,210,559
Streets/Transportation	92,272,237	72,585,044	75,706,696	111,954,257	25,392,530	16,630,184	87,934,182	390,202,893
Tourism (BBB)	80,000	80,000	622,750	-	-	-	-	702,750
Arts and Science (BBB)	310,000	310,000	250,000	425,000	325,000	375,000	200,000	1,885,000
Recreation (BBB)	1,820,642	1,820,642	2,160,000	1,000,000	1,500,000	1,500,000	-	7,980,642
Beautification (BBB)	2,713,655	2,713,655	2,695,000	1,650,000	2,425,000	1,755,000	1,745,000	12,983,655
Drinking Water	28,647,696	27,696,935	17,713,488	15,785,000	15,137,305	7,230,000	11,355,000	94,917,728
Wastewater	31,716,357	16,487,170	4,130,104	13,145,000	7,750,000	2,060,000	5,355,000	48,927,274
Reclaimed Water	2,061,195	757,775	536,634	3,140,000	1,965,000	-	-	6,399,409
Stormwater	22,446,259	10,938,234	22,303,068	3,778,592	14,967,565	7,639,985	1,900,367	61,527,811
Solid Waste	10,087,481	7,801,419	3,525,000	50,000	200,000	4,850,000	4,950,000	21,376,419
Airport	16,952,514	14,512,197	16,030,722	16,385,000	3,300,000	1,500,000	2,750,000	54,477,919
Total Expenditures	259,627,658	200,673,460	187,652,913	248,521,568	97,618,400	54,695,169	130,430,549	919,592,059
Ending Balance	\$ -	-	-	-	-	-	-	-



**City of Flagstaff**  
**Capital Improvement Program Summary**  
**Fiscal Year 2023-2024 - Fiscal Year 2028-2029**

	Budget 2023-2024	Estimate 2023-2024	Budget 2024-2025	2025-2026	2026-2027	2027-2028	2028-2029	Total Plan
<b>General Government</b>								
General Fund								
Fiber	\$ 16,170,000	16,170,000	-	-	-	-	-	16,170,000
City Hall Improvements	-	-	1,550,000	-	-	-	-	1,550,000
Public Safety Expansion - Design	-	-	250,000	-	-	-	-	250,000
Aquaplex Siding Project	-	-	1,500,000	-	-	-	-	1,500,000
Buffalo Park Accessibility	-	47,693	-	-	-	-	-	47,693
Thorpe Park Restrooms	109,513	-	-	-	-	-	-	-
Cemetery Columbarium	-	13,440	-	-	-	-	-	13,440
Thorpe Park Annex	100,000	100,000	-	-	-	-	-	100,000
Observatory Mesa	32,956	32,956	-	-	-	-	-	32,956
Butler Avenue Sitting Area Project	-	-	75,000	-	-	-	-	75,000
Montalvo Project	-	-	2,400,000	-	-	-	-	2,400,000
Housing and Community Services Fund								
Land Acquisition	-	-	500,000	-	-	-	-	500,000
Library Fund								
Windows Replacements - Downtown	-	-	2,000,000	-	-	-	-	2,000,000
Boiler Replacements - Downtown	235,000	414,215	-	-	-	-	-	414,215
Parking District Fund								
Property Acquisition	1,000,000	1,000,000	-	-	-	-	-	1,000,000
Street Curb and Gutter Reconstruction	40,000	40,000	50,000	40,000	-	-	-	130,000
Capital Projects Funds								
Non GO Bond Projects								
USGS Buildings	449,625	199,625	-	47,450,000	5,061,000	50,000	-	52,760,625
USGS Renovations	1,000,000	1,000,000	2,000,000	-	-	-	-	3,000,000
Courthouse Parking Structure	25,000	25,000	3,763,784	-	-	-	-	3,788,784
Downtown Mile	4,152,143	4,182,695	6,955,000	11,605,000	11,405,000	11,105,000	14,241,000	59,493,695
GO Bond Projects								
FUTS/Open Space Land Acquisition	2,095,986	1,495,986	169,318	-	-	-	-	1,665,304
Proposition 441								
Arroyo Seco Inlet	80,520	116,843	746,752	-	-	-	-	863,595
Arroyo Seco-Dortha Channel	992,590	1,992,590	3,140,724	-	-	-	-	5,133,314
Dortha/ Arroyo Seco Grant	1,000,000	-	-	-	-	-	-	-



**City of Flagstaff**  
**Capital Improvement Program Summary**  
**Fiscal Year 2023-2024 - Fiscal Year 2028-2029**

**General Government**

	Budget 2023-2024	Estimate 2023-2024	Budget 2024-2025	2025-2026	2026-2027	2027-2028	2028-2029	Total Plan
Proposition 441 - Continued								
Property Acquisition	\$ -	2,200,000	-	-	-	-	-	2,200,000
Cedar Crossing	104,437	104,437	1,759,744	-	-	-	-	1,864,181
Cedar-Linda Vista Channel	2,559,852	2,359,852	1,725,298	-	-	-	-	4,085,150
Linda Vista Crossing	377,104	577,104	847,371	-	-	-	-	1,424,475
Grandview	5,853,826	6,500,372	-	-	-	-	-	6,500,372
Killip Inlet	300,000	300,000	3,357,363	-	-	-	-	3,657,363
Killip Outlet	-	1,059,734	-	-	-	-	-	1,059,734
Parkway Basins	50,000	39,379	-	-	-	-	-	39,379
The Wedge	5,985,470	1,842,868	2,705,203	5,201,585	-	-	-	9,749,656
Wildcat Digesters	1,750,000	1,750,000	3,983,894	5,540,000	5,040,000	-	-	16,313,894
Wildcat Pumps	2,500,000	550,000	2,500,000	2,000,000	-	-	-	5,050,000
Wildcat Co-Generation	3,000,000	300,000	-	2,700,000	1,850,000	-	-	4,850,000
Generators	455,600	455,600	-	1,022,900	800,000	-	-	2,278,500
Turbo Blowers	100,000	100,000	-	840,000	500,000	-	-	1,440,000
Proposition 442								
Public Housing Redevelopment	-	-	-	4,809,234	-	-	-	4,809,234
<b>Total General Government</b>	<b>\$ 50,519,622</b>	<b>44,970,389</b>	<b>41,979,451</b>	<b>81,208,719</b>	<b>24,656,000</b>	<b>11,155,000</b>	<b>14,241,000</b>	<b>218,210,559</b>
Debt	25,920,345	21,419,702	10,426,862	66,733,645	12,531,000	50,000	-	111,161,209
Pay as You Go	8,141,325	6,389,242	19,816,051	4,495,169	4,221,674	4,110,625	5,271,447	44,304,208
Grant	16,457,952	17,161,445	11,736,538	9,979,905	7,903,326	6,994,375	8,969,553	62,745,142



**City of Flagstaff**  
**Capital Improvement Program Summary**  
**Fiscal Year 2023-2024 - Fiscal Year 2028-2029**

	Budget 2023-2024	Estimate 2023-2024	Budget 2024-2025	2025-2026	2026-2027	2027-2028	2028-2029	Total Plan
<b>Streets / Transportation</b>								
Streets - HURF								
Reserve for Improvements	\$ -	-	-	50,000	50,000	50,000	50,000	200,000
Minor Transportation Improvements	196,625	196,625	50,000	50,000	50,000	50,000	50,000	446,625
Sidewalk Replacement Program	593,547	589,054	200,000	200,000	200,000	200,000	200,000	1,589,054
Annual Street Maintenance	6,208,843	6,152,792	2,100,000	2,100,000	2,100,000	2,100,000	2,100,000	16,652,792
Dirt Road Construction	-	-	-	2,277,352	-	-	-	2,277,352
Sunnyside	1,690,000	1,690,000	-	-	-	-	-	1,690,000
Guardrail Repairs/Replacements	-	-	-	-	-	-	1,000,000	1,000,000
Sidewalk Repairs/Replacements	-	-	-	-	-	-	2,000,000	2,000,000
Bridge Repairs/Replacements	-	-	-	-	-	-	5,000,000	5,000,000
Transportation Tax Funded								
Beulah Extension	10,800,000	8,958,199	7,839,900	-	-	-	-	16,798,099
Switzer/Turquoise Roundabout	5,000	5,000	-	-	-	-	-	5,000
Road Repair and Street Safety								
Pavement Overlay Program	7,435,232	7,003,581	8,500,000	8,500,000	7,000,000	7,500,000	8,400,000	46,903,581
Utility Replacements/Overlay	-	-	-	-	2,000,000	1,000,000	1,000,000	4,000,000
Coconino Estates	1,700,000	1,700,000	-	-	-	-	-	1,700,000
Lone Tree Railroad Overpass								
Lone Tree Railroad Overpass	30,564,159	27,392,159	17,500,159	45,100,000	5,080,000	50,000	-	95,122,318
Roadway, Pedestrian, Bicycle and Safety Improvements								
New Street Projects								
4th Street/JWP Extension	1,136,057	386,057	10,000,000	34,806,375	-	-	-	45,192,432
JWP - Lake Mary to Airport	-	-	-	-	-	-	14,502,000	14,502,000
Street Widening Projects								
Butler -Fourth Improvements	2,087,231	638,936	12,000,000	3,386,342	-	-	-	16,025,278
Butler to O'Leary	26,325	3,172,000	7,108,000	450,000	10,000	-	-	10,740,000
O'Leary to Pine Knoll	-	-	-	-	-	1,000,000	1,906,000	2,906,000
Pine Knoll to Powell	-	-	-	-	-	-	20,037,000	20,037,000
Complete Street Conversion	-	-	-	-	-	-	10,000,000	10,000,000
Street Operations								
Signal and Traffic Management	509,370	109,370	-	462,685	462,684	462,684	462,682	1,960,105
San Francisco/Franklin Signal	-	-	400,000	-	-	-	-	400,000
Smokerise Highway 89	-	-	687,685	-	-	-	-	687,685
Solierre-Fanning Wash Crossing	-	-	250,000	-	-	-	-	250,000
Transportation Master Plan	-	-	250,000	-	-	-	-	250,000



## Streets / Transportation

[illegible]



**City of Flagstaff**  
**Capital Improvement Program Summary**  
**Fiscal Year 2023-2024 - Fiscal Year 2028-2029**

	Budget 2023-2024	Estimate 2023-2024	Budget 2024-2025	2025-2026	2026-2027	2027-2028	2028-2029	Total Plan
<b>Streets / Transportation</b>								
Bicycle and Pedestrian - Continued								
Lake Mary Trail	\$ -	-	-	-	-	-	271,000	271,000
Santa Fe Trail	-	-	-	-	-	-	2,276,000	2,276,000
FUTS Trail Construction	-	-	-	-	-	-	5,000,000	5,000,000
Sidewalks								
Sidewalk Infill Program	-	-	360,000	360,000	400,000	-	760,000	1,880,000
Fourth Street Sidewalks	100,000	100,000	-	395,000	-	-	395,000	890,000
Yale Street Sidewalks	81,000	81,000	-	-	-	-	-	81,000
Linda Vista Sidewalks	-	-	548,000	-	-	-	-	548,000
Fort Valley Road Sidewalks	-	-	-	-	-	-	604,000	604,000
Steves/Lakin Sidewalks	-	-	-	-	-	-	329,000	329,000
San Francisco St. Sidewalks	-	-	-	-	-	-	596,000	596,000
University Plaza/Thompson	-	-	-	-	-	-	460,000	460,000
Bikeways								
Bikeway Signing	50,000	49,368	120,000	130,000	-	-	-	299,368
Bicycle Parking	-	-	20,000	22,000	-	-	-	42,000
Bike Lane Striping Program	150,000	150,000	105,000	-	-	-	-	255,000
Sinclair Ridge FUTS	80,000	80,000	-	-	-	-	-	80,000
Protected Intersections								
Butler and San Francisco	200,000	200,000	-	-	-	-	-	200,000
Butler and Beaver	200,000	200,000	-	-	-	-	-	200,000
Butler Avenue Complete Streets	-	-	1,000,000	5,507,495	5,507,494	-	-	12,014,989
Bikeway Spot Improvements	40,000	40,000	-	-	-	-	-	40,000
Bike Routes	80,000	-	-	-	-	-	-	-
Country Club Advisory Lanes	65,000	-	-	-	-	-	-	-
Bicycle Boulevard	-	-	-	100,000	100,000	100,000	-	300,000
Lynch Cummings Bikeway	-	-	-	-	-	85,000	-	85,000
Bikeway Implementation	-	-	-	-	-	-	2,000,000	2,000,000
Highway 180	-	-	-	-	-	-	524,000	524,000
Enhance Beacon Crossings								
Butler Avenue at O'Leary	125,373	125,373	-	-	-	-	-	125,373
Humphreys Street at Fine	-	-	-	-	-	562,500	-	562,500
Woodlands Village FUTS	-	-	-	-	-	-	562,500	562,500
Enhanced Crossings	-	-	-	-	-	-	4,000,000	4,000,000
First/Last Mile Grant								
Bicycle Projects	241,000	239,116	169,352	-	-	-	-	408,468



**City of Flagstaff**  
**Capital Improvement Program Summary**  
**Fiscal Year 2023-2024 - Fiscal Year 2028-2029**

	Budget 2023-2024	Estimate 2023-2024	Budget 2024-2025	2025-2026	2026-2027	2027-2028	2028-2029	Total Plan
<b>Streets / Transportation</b>								
Bicycle and Pedestrian - Continued								
Pedestrian Projects	\$ 87,000	85,115	405,000	238,000	234,352	-	-	962,467
General Imp and Partnerships								
Reserve for Improvements	348,236	348,236	150,000	100,000	100,000	100,000	100,000	898,236
HSIP Program	106,429	106,290	-	-	-	-	-	106,290
Traffic Engineering	125,000	118,513	125,000	125,000	125,000	125,000	125,000	743,513
<b>Total Streets / Transportation</b>	<b>\$ 92,272,237</b>	<b>72,585,044</b>	<b>75,706,696</b>	<b>111,954,257</b>	<b>25,392,530</b>	<b>16,630,184</b>	<b>87,934,182</b>	<b>390,202,893</b>
Debt	20,000,000	-	29,800,000	83,192,717	4,900,000	-	-	117,892,717
Pay as you go	55,834,613	70,047,420	44,806,696	24,355,544	16,086,535	16,630,184	32,395,182	204,321,561
Grant	16,437,624	2,537,624	1,100,000	4,405,996	4,405,995	-	55,539,000	67,988,615



**City of Flagstaff**  
**Capital Improvement Program Summary**  
**Fiscal Year 2023-2024 - Fiscal Year 2028-2029**

	Budget 2023-2024	Estimate 2023-2024	Budget 2024-2025	2025-2026	2026-2027	2027-2028	2028-2029	Total Plan
<b>BBB Funds</b>								
<b>Beautification</b>								
City Hall Lawn	\$ -	-	-	-	350,000	-	-	350,000
North Edge - Milton/Route 66	-	-	-	-	300,000	-	-	300,000
Train Station Platform	-	-	-	-	-	350,000	-	350,000
Urban Forest	-	-	100,000	-	-	-	-	100,000
Downtown Green	200,000	200,000	50,000	-	-	-	-	250,000
Downtown Tree Wells	50,000	50,000	50,000	-	-	-	-	100,000
Buffalo Park Parking	-	-	-	-	-	-	345,000	345,000
Downtown Paver Redo	-	-	50,000	-	-	280,000	-	330,000
Southside Green Space	33,000	33,000	-	-	-	-	-	33,000
Phoenix-San Francisco to Mikes Pike	75,000	75,000	25,000	-	-	-	75,000	175,000
Phoenix Parking Plaza	487,000	487,000	-	-	25,000	-	-	512,000
Milton and Butler Drainage	-	-	-	-	-	-	250,000	250,000
McAllister Route 66 Interpretive	-	-	-	-	-	100,000	-	100,000
Route 66 Interpretive Trail	79,881	79,881	-	-	-	-	-	79,881
Aspen Bike/Ped Enhancements	116,224	116,224	-	-	-	-	-	116,224
Switzer Canyon Roundabout	250,000	250,000	150,000	-	-	-	-	400,000
Lunar Landing Plaza	-	-	-	-	-	-	375,000	375,000
ADOT Sites	-	-	100,000	-	-	-	-	100,000
ADOT Beautification	90,000	90,000	-	-	-	-	-	90,000
Eastside Neighborhoods	-	-	-	-	250,000	-	-	250,000
School Walkways	-	-	100,000	-	-	-	-	100,000
Pluto Piece	-	-	-	-	-	200,000	-	200,000
Mural Initiative	50,000	50,000	10,000	-	-	-	-	60,000
Playground Beautification	25,000	25,000	50,000	-	-	-	-	75,000
Beautification - Route 66/Ponderosa	-	-	150,000	-	-	-	-	150,000
Beautification - Route 66/Verde	-	-	150,000	-	-	-	-	150,000
Indigenous Representation Base	25,000	25,000	-	-	-	250,000	-	275,000
Rio de Flag	50,000	50,000	-	500,000	500,000	-	-	1,050,000
Fourth Street/Lockett Roundabout	-	-	400,000	-	-	-	-	400,000
Saturn Gates	-	-	-	-	-	75,000	-	75,000
Expanded Use of Right-of-Way	38,550	38,550	-	-	-	-	-	38,550
Lone Tree Overpass	550,000	550,000	750,000	-	-	-	-	1,300,000
Fourth Street Bridge (Phase 2)	-	-	-	300,000	-	-	-	300,000
Butler Roundabout Improvements	5,000	5,000	-	-	400,000	-	-	405,000
Beautification - Housing	5,000	5,000	-	-	-	-	100,000	105,000



**City of Flagstaff**  
**Capital Improvement Program Summary**  
**Fiscal Year 2023-2024 - Fiscal Year 2028-2029**

	Budget 2023-2024	Estimate 2023-2024	Budget 2024-2025	2025-2026	2026-2027	2027-2028	2028-2029	Total Plan
<b>BBB Funds</b>								
<b>Beautification - Continued</b>								
Lone Tree - Pine Knoll to JWP	\$ 5,000	5,000	-	-	-	-	100,000	105,000
Downtown Mile - Underpasses	5,000	5,000	-	-	100,000	-	-	105,000
Spruce Wash Wedge	-	-	50,000	350,000	-	-	-	400,000
Portland Loo	-	-	10,000	-	-	-	-	10,000
Phone Booth Library	20,000	20,000	-	-	-	-	-	20,000
Future Projects	554,000	554,000	500,000	500,000	500,000	500,000	500,000	3,054,000
	2,713,655	2,713,655	2,695,000	1,650,000	2,425,000	1,755,000	1,745,000	12,983,655
<b>Tourism</b>								
Fiber to Visitor Center	80,000	80,000	-	-	-	-	-	80,000
Visitor Center Express - Airport	-	-	122,750	-	-	-	-	122,750
Visitor Center Driving Icing Project	-	-	500,000	-	-	-	-	500,000
	80,000	80,000	622,750	-	-	-	-	702,750
<b>Arts and Science</b>								
Moon Landing Sculpture/ Art	-	-	-	-	-	-	100,000	100,000
Santa Fe Pluto Sculpture	-	-	-	-	-	100,000	-	100,000
Mural Initiative/ Alley Art	-	-	-	250,000	-	-	-	250,000
Neighborhood Plans Art Projects	60,000	60,000	10,000	-	-	-	-	70,000
Eastside Neighborhoods	5,000	5,000	30,000	-	-	-	-	35,000
Indigenous Representation	175,000	175,000	-	-	50,000	-	-	225,000
Indoor Art	-	-	-	-	50,000	-	-	50,000
Artwork at Transportation Center	15,000	15,000	5,000	-	50,000	-	-	70,000
Rio de Flag Artwork	-	-	50,000	25,000	50,000	-	-	125,000
Multicultural Park Sculpture Exhibit	-	-	125,000	125,000	50,000	200,000	-	500,000
FUTS Trail Sculpture	5,000	5,000	5,000	-	50,000	50,000	50,000	160,000
Contingency for Future Projects	50,000	50,000	25,000	25,000	25,000	25,000	50,000	200,000
	310,000	310,000	250,000	425,000	325,000	375,000	200,000	1,885,000
<b>Recreation</b>								
Heritage Square Restroom	250,000	250,000	-	-	-	-	-	250,000
Ponderosa Park Reconstruction	300,000	300,000	700,000	-	-	-	-	1,000,000
Hal Jensen HVAC in Gym	-	-	100,000	-	-	-	-	100,000
Cheshire Park Expansion	-	-	-	1,000,000	-	-	-	1,000,000
Continental Park Expansion	-	-	-	-	1,500,000	1,500,000	-	3,000,000



**City of Flagstaff**  
**Capital Improvement Program Summary**  
**Fiscal Year 2023-2024 - Fiscal Year 2028-2029**

	Budget 2023-2024	Estimate 2023-2024	Budget 2024-2025	2025-2026	2026-2027	2027-2028	2028-2029	Total Plan
<b>BBB Funds</b>								
<b>Recreation - Continued</b>								
Sports Courts	\$ 920,642	920,642	-	-	-	-	-	920,642
Thorpe Park Annex	-	-	200,000	-	-	-	-	200,000
West Side Park Project	350,000	350,000	1,160,000	-	-	-	-	1,510,000
	1,820,642	1,820,642	2,160,000	1,000,000	1,500,000	1,500,000	-	7,980,642
<b>Total BBB Funds</b>	<b>\$ 4,924,297</b>	<b>4,924,297</b>	<b>5,727,750</b>	<b>3,075,000</b>	<b>4,250,000</b>	<b>3,630,000</b>	<b>1,945,000</b>	<b>23,552,047</b>
Debt	-	-	-	-	-	-	-	-
Pay as you go	4,724,297	4,724,297	5,377,750	3,075,000	4,250,000	3,630,000	1,945,000	23,002,047
Grant	200,000	200,000	350,000	-	-	-	-	550,000



**City of Flagstaff**  
**Capital Improvement Program Summary**  
**Fiscal Year 2023-2024 - Fiscal Year 2028-2029**

[illegible]



**City of Flagstaff**  
**Capital Improvement Program Summary**  
**Fiscal Year 2023-2024 - Fiscal Year 2028-2029**

	Budget 2023-2024	Estimate 2023-2024	Budget 2024-2025	2025-2026	2026-2027	2027-2028	2028-2029	Total Plan
<b>Water Services</b>								
<b>Drinking Water - Continued</b>								
Fort Tuthill Waterline Loop - Phase 2	\$ -	-	-	-	-	-	2,000,000	2,000,000
Pine Del Waterline Upsizing	-	-	-	-	-	-	500,000	500,000
Fort Valley Shopping Center	-	-	-	100,000	500,000	-	-	600,000
	28,647,696	27,696,935	17,713,488	15,785,000	15,137,305	7,230,000	11,355,000	94,917,728
<b>Wastewater</b>								
Beulah/University Sewer Extension	300,000	300,000	-	-	-	-	-	300,000
Master Plan	-	-	-	-	400,000	-	-	400,000
Energy Efficiency Program	206,637	206,637	-	-	-	-	-	206,637
East Railhead Upsizing	-	-	-	-	-	-	500,000	500,000
Rio Two Bar Screens	515,917	515,917	-	-	-	-	-	515,917
Aging Sewer Replacements	-	-	-	100,000	-	1,100,000	1,135,000	2,335,000
Reserve for Improvements	300,000	295,000	265,000	300,000	300,000	300,000	300,000	1,760,000
Rio de Flag Sewer Relocations	3,300,000	3,300,000	-	945,000	-	-	-	4,245,000
Coconino Estates - Bundle #4	875,276	875,276	-	-	-	-	-	875,276
Sewer Rate Study	25,000	22,605	-	-	50,000	-	-	72,605
First Ave/Route 66 Sewer Replace	500,990	497,698	-	-	-	-	-	497,698
Country Club Interceptor to Wildcat	300,000	300,000	2,000,000	6,000,000	2,000,000	-	-	10,300,000
Rio Solids Treatment	22,618,500	8,500,000	-	5,500,000	5,000,000	-	2,500,000	21,500,000
Sewer Collection AIR Assessments	50,000	50,000	-	-	-	-	-	50,000
Wildcat New Electric/Fiber Upgrade	-	-	250,000	-	-	-	-	250,000
Wildcat Roof Replacement	1,000,000	400,000	-	-	-	-	-	400,000
Wildcat UV Disinfection	500,000	-	-	-	-	-	-	-
Rio Main Motor Control Centers	-	-	-	300,000	-	-	-	300,000
BNSF Sewer Relocations	474,037	474,037	1,365,104	-	-	-	-	1,839,141
Facility Master Plan Update	750,000	750,000	-	-	-	-	400,000	1,150,000
East Industrial Sewer Improvements	-	-	-	-	-	-	520,000	520,000
Sunnyside Trunk Upsizing	-	-	-	-	-	260,000	-	260,000
Ponderosa Parkway/McMillan Mesa	-	-	-	-	-	400,000	-	400,000
Rio de Flag Fiber Upgrade	-	-	250,000	-	-	-	-	250,000
	31,716,357	16,487,170	4,130,104	13,145,000	7,750,000	2,060,000	5,355,000	48,927,274
<b>Reclaimed Water</b>								
8" Bottleneck - Reclaimed Line	1,521,983	220,000	-	2,700,000	1,900,000	-	-	4,820,000
Rio Reclaim Water PRV Relocate	-	-	80,000	200,000	-	-	-	280,000
Rate Study - Reclaimed Portion	25,000	23,563	-	-	25,000	-	-	48,563
Reclaim Water Meters/Vaults	-	-	25,000	200,000	-	-	-	225,000



**City of Flagstaff**  
**Capital Improvement Program Summary**  
**Fiscal Year 2023-2024 - Fiscal Year 2028-2029**

	Budget 2023-2024	Estimate 2023-2024	Budget 2024-2025	2025-2026	2026-2027	2027-2028	2028-2029	Total Plan
<b>Water Services</b>								
<b>Reclaimed Water - Continued</b>								
Rio Reclaimed Pump Valve	\$ 40,000	40,000	-	40,000	40,000	-	-	120,000
BNSF Reclaimed Relocations	474,212	474,212	431,634	-	-	-	-	905,846
	2,061,195	757,775	536,634	3,140,000	1,965,000	-	-	6,399,409
<b>Stormwater</b>								
Rio de Flag	1,246,856	1,451,749	20,550,637	1,290,000	7,417,000	200,000	170,000	31,079,386
Side Drain Lateral Santa Fe Ave	-	-	570,583	834,763	1,594,654	-	-	3,000,000
Stormwater Capital Reserve	209,000	159,000	218,405	218,405	218,405	218,405	218,405	1,251,025
Spot Improvements	156,000	156,000	150,000	150,000	150,000	150,000	150,000	906,000
Wildwood Drainage Project	-	-	413,443	-	-	-	-	413,443
Reserve for Future Improvements	14,474,607	-	-	-	-	-	-	-
Steves Boulevard Wash at Soliere	-	-	-	570,583	596,259	-	-	1,166,842
Columbia Circle	-	-	-	-	-	950,667	-	950,667
Spruce Avenue Wash Dortha	487,786	164,946	-	-	-	-	-	164,946
Spruce Wash Resiliency 4th/Butler	148,602	148,602	400,000	-	-	-	-	548,602
Killip Retention Basin	-	109,320	-	-	-	-	-	109,320
Schultz Creek at Highway 180	5,093,290	8,000,000	-	-	-	-	-	8,000,000
Schultz Creek Stabilization	630,118	698,617	-	-	-	-	-	698,617
Fanning Drive Wash at Route 66	-	-	-	655,215	798,816	1,045,969	-	2,500,000
Fanning Wash at Steves Boulevard	-	-	-	59,626	934,636	976,695	-	1,970,957
Switzer Canyon Flood Detention	-	-	-	-	-	1,638,038	1,361,962	3,000,000
Fanning Wash Channel Capacity	-	-	-	-	1,419,633	1,483,516	-	2,903,149
Mobile Haven Drainage Ditch	-	-	-	-	1,252,145	-	-	1,252,145
Smokerise Neighborhood Drain	-	-	-	-	-	976,695	-	976,695
Shadow Mtn/Monte Vista Drainage	-	-	-	-	586,017	-	-	586,017
Big Fill Lake	-	50,000	-	-	-	-	-	50,000
	22,446,259	10,938,234	22,303,068	3,778,592	14,967,565	7,639,985	1,900,367	61,527,811
<b>Total Water Services</b>	<b>\$ 84,871,507</b>	<b>55,880,114</b>	<b>44,683,294</b>	<b>35,848,592</b>	<b>39,819,870</b>	<b>16,929,985</b>	<b>18,610,367</b>	<b>211,772,222</b>

Debt	10,000,000	-	17,474,607	5,125,000	14,892,431	3,846,415	3,961,154	45,299,607
Pay as you go	59,438,999	39,093,540	17,933,504	29,606,109	22,682,336	9,232,564	12,952,742	131,500,795
Grant	15,432,508	16,786,574	9,275,183	1,117,483	2,245,103	3,851,006	1,696,471	34,971,820



**City of Flagstaff**  
**Capital Improvement Program Summary**  
**Fiscal Year 2023-2024 - Fiscal Year 2028-2029**

	Budget 2023-2024	Estimate 2023-2024	Budget 2024-2025	2025-2026	2026-2027	2027-2028	2028-2029	Total Plan
<b>Solid Waste</b>								
Design/Permits - Cell D Preparation	\$ 48,000	32,000	-	-	-	-	-	32,000
Cell D Module I Construction	-	45,619	125,000	-	-	-	-	170,619
Excavation of Cell	1,069,481	322,553	-	-	-	-	-	322,553
Construction of Landfill Cells	250,000	250,000	2,400,000	-	-	-	-	2,650,000
Phase II: Cell D Excavation	3,000,000	2,500,000	-	-	-	-	-	2,500,000
Module II: Cell D Excavation	-	-	-	-	-	4,000,000	-	4,000,000
Module II: Cell D Construction	-	-	-	-	-	50,000	4,150,000	4,200,000
Cell D Gas Collection Pipes/Headers	-	-	-	50,000	50,000	50,000	50,000	200,000
Litter Control Perimeter Fence	550,000	-	-	-	-	-	-	-
Materials Recovery Facility Const	750,000	375,000	-	-	-	-	-	375,000
NEPA Review	40,000	40,000	-	-	-	-	-	40,000
Landfill Road								
On-Site Well	80,000	-	-	-	-	-	-	-
Roadway	4,300,000	4,236,247	1,000,000	-	-	-	-	5,236,247
Collections Satellite Barn	-	-	-	-	150,000	750,000	750,000	1,650,000
<b>Total Solid Waste</b>	<b>\$ 10,087,481</b>	<b>7,801,419</b>	<b>3,525,000</b>	<b>50,000</b>	<b>200,000</b>	<b>4,850,000</b>	<b>4,950,000</b>	<b>21,376,419</b>

Debt	-	-	-	-	-	4,000,000	4,000,000	8,000,000
Pay as you go	10,087,481	7,801,419	3,525,000	50,000	200,000	850,000	950,000	13,376,419
Grants	-	-	-	-	-	-	-	-



**City of Flagstaff**  
**Capital Improvement Program Summary**  
**Fiscal Year 2023-2024 - Fiscal Year 2028-2029**

**Airport**

	Budget 2023-2024	Estimate 2023-2024	Budget 2024-2025	2025-2026	2026-2027	2027-2028	2028-2029	Total Plan
Drainage Improvement Design	\$ 161,615	22,052	-	-	-	-	-	22,052
Multi Use Building - Design	715,399	530,644	-	-	-	-	-	530,644
Multi Use Building - Construction	11,000,000	11,000,000	13,780,722	-	-	-	-	24,780,722
Land Acquisition	2,750,000	2,200,000	-	-	-	-	-	2,200,000
Taxiway - Apron W - Design	800,000	-	1,000,000	-	-	-	-	1,000,000
Taxiway W - Rehab and Relocate	-	-	-	11,650,000	-	-	-	11,650,000
Taxiway A Rehabilitate	-	-	-	-	-	-	750,000	750,000
Upgrade Perimeter Road Phase I	200,000	-	-	-	-	-	-	-
ADOT Future - Runway Rehab	-	-	500,000	-	-	-	-	500,000
ADOT Environmental Assessment	750,000	759,501	-	-	-	-	-	759,501
Runway Reconstruction Study	-	-	750,000	-	-	-	-	750,000
FAA AIP Infrastructure Law 2022	430,500	-	-	-	-	-	-	-
FAA AIP Infrastructure Law 2023	145,000	-	-	-	-	-	-	-
FAA BIL Terminal Accessibility	-	-	-	300,000	-	-	-	300,000
FAA BIL Terminal Expansion	-	-	-	4,435,000	-	-	-	4,435,000
Design/Construct Westplex Taxilane	-	-	-	-	3,300,000	-	-	3,300,000
Design/Construct Runway Lighting	-	-	-	-	-	1,500,000	-	1,500,000
Design Runway Reconstruction	-	-	-	-	-	-	2,000,000	2,000,000
<b>Total Airport</b>	<b>\$ 16,952,514</b>	<b>14,512,197</b>	<b>16,030,722</b>	<b>16,385,000</b>	<b>3,300,000</b>	<b>1,500,000</b>	<b>2,750,000</b>	<b>54,477,919</b>
Debt	-	-	-	-	-	-	-	-
Pay as you go	1,804,911	763,563	840,999	757,505	330,000	-	122,925	2,814,992
Grant	15,147,603	13,748,634	15,189,723	15,627,495	2,970,000	1,500,000	2,627,075	51,662,927





# Color of Money – Fund Accounting

Many of the City's revenues are restricted and can only be spent on specific functions or expenditures. Fund accounting is used to ensure proper tracking of those revenues and related expenditures.

City fiscal policies require that each fund must be balanced on an ongoing basis for a minimum of five years. In addition, each fund must maintain a minimum fund balance. Minimum fund balance is required to ensure liquidity and cash flow as well as provide financial stability should the City experience declining operating revenues. Minimum fund balance amounts vary by fund and range from 10% to 25% of operating revenues.

Below is background information on the various City's funds and their restricted revenues.



## Special Revenue Funds

Used to account for revenues derived from specific taxes or other earmarked revenue sources. They are usually required by statute, charter provision, or ordinance to finance a particular function or activity.

- |   |   |
|---|---|
| <ul style="list-style-type: none"><li>• Library – Secondary property tax and general fund transfer</li><li>• HURF (Streets) – Gasoline tax</li><li>• Transportation tax – 1.281% sales tax<ul style="list-style-type: none"><li>» Transportation Improvements (.426%)</li><li>» Road Repair &amp; Street Safety (.33%)</li><li>» Transit (.295%)</li><li>» Route 66 to Butler Overpass (.23%)</li></ul></li></ul> | <ul style="list-style-type: none"><li>• BBB tax – 2.0% tax on bed, board &amp; beverage<ul style="list-style-type: none"><li>» Beautification (.40%)</li><li>» Economic Development (.19%)</li><li>» Arts &amp; Science (.15%)</li><li>» Tourism (.60%)</li><li>» Recreation (.66%)</li></ul></li><li>• ParkFlag</li><li>• Water Resource &amp; Infrastructure Protection</li><li>• Housing &amp; Community Services – Grants</li></ul> |
|---|---|



## Enterprise Funds

Self-supporting thru User Fees adopted by ordinance such as Water/Wastewater/Trash billings, Rent and Airport lease and fees.

- |   |   |
|---|---|
| <ul style="list-style-type: none"><li>• Water</li><li>• Wastewater</li><li>• Reclaim</li><li>• Stormwater</li></ul> | <ul style="list-style-type: none"><li>• Sustainability and Environmental Management</li><li>• Airport</li><li>• Solid Waste</li><li>• Flagstaff Housing Authority</li></ul> |
|---|---|



## Capital Project Funds

Used to account for major capital acquisition separate from ongoing operations

- |   |  |
|---|--|
| <ul style="list-style-type: none"><li>• Restricted Funding Sources -Voter Approved Bonds, Grants, Third Party Restricted Fees</li><li>• General Obligation Bond Projects:<ul style="list-style-type: none"><li>» FUTS/Open Space</li><li>» Watershed Protection</li></ul></li></ul> | <ul style="list-style-type: none"><li>» Courthouse</li><li>» Prop 441 &amp; 442 (Infrastructure &amp; Housing)</li><li>• USGS campus expansion</li></ul> |
|---|--|





## Continued ... **Color of Money** – Fund Accounting



### **Debt Service Funds**

Used to account for the accumulation of resources and payments of the long-term debt

- **Restricted revenues**
  - » **General obligation bond fund – Secondary Property Tax**
  - » **Pension Bond Fund - Transfers from General Fund, Water Resource & Infrastructure Protection Fund & Airport**



### **General Fund**

Accounts for all revenues and expenditures used to finance the traditional services associated with a municipal government that are not accounted for in other funds and most revenues are unrestricted.

- **In other words,...everything else**

#### **General Fund Revenues include:**

- **1% City Sales Tax**
- **Franchise Tax**
- **Primary Property Tax**
- **State Shared Revenue (Sales, Income, Vehicle Tax)**
- **Licenses and Permits**
- **Fines and Forfeitures**
- **User Fees-Charges for Services**
- **CD, Recreation, Police, Fire, Cemetery**





# **Capital Improvement Program Council Retreat March 28, 2024**



# Agenda



- Welcome and Objectives
- Overview/Color of Money
- Capital Improvement Program
  - General Government
  - Streets/Transportation
  - Beautification, Arts & Sciences, and PROSE
  - Airport
  - Solid Waste
  - Water Services
- Longer Term Projects and Council Discussion
- Wrap Up





# **Welcome, Objectives and Opening Comments**





# Overview/ Color of Money



# Capital Improvement Program



- Multi-year planning and programming
- Includes projects adopted during the budget process
- Long-range study of construction and/or acquisition of high-cost assets with a useful life of greater than five years
- Needed to adequately finance, design/plan, budget and implement construction/acquisition
- Often large capital improvement projects are part of a ballot measure
- Repair and maintenance funding is not included in the Capital Improvement Program



# What it Provides



- Cash Management Capabilities
  - By reviewing the sources and uses of funds on a project basis and within the context of the entire plan, as well as the related cash flows, can maximize investment earnings and cash flow
- Debt Management
  - Allows for planning of financing requirements and the debt repayment schedule to allow for current and future needs relative to debt service capacity
- Expenditure Controls
  - Funds are expended as intended and the appropriation becomes the project management budget



# What it Provides



- Budgetary Controls
  - Operating cash flow projections serve as a check and balance on the progress of a project both in terms of the time schedule and expenditures to date compared with percentage completion
- Minimize Disruption to Citizens
  - By looking at the overall impact of the CIP in any given year, the disruption of services or inconvenience imposed by construction activity in a local can be kept to a minimum



# General Government

- General Fund
- Library Fund
- Parking District Fund
- Capital Project Funds
  - Non - General Obligation Bond Projects
    - Grants, other debt, cash
  - General Obligation (GO) Bond Projects
    - Voter approved
    - Secured by the full faith and credit of the local government
    - Pledged tax revenues to pay interest and principal



# Other

- Streets/Transportation
  - Streets
  - Transportation Tax
- Bed, Board and Beverage
  - Beautification
  - Arts and Science
  - Recreation
- Solid Waste
- Airport
- Water Services
  - Drinking Water
  - Wastewater
  - Reclaim Water
  - Stormwater



# Color of Money



**General Fund**



**Special Revenue Funds**



**Debt Service Funds**



**Capital Project Funds**



**Enterprise Funds**



# Color of Money

- General Fund
  - Accounts for all revenues and expenditures used to finance the traditional services associated with a municipal government that are not accounted for in other funds and most revenues are unrestricted
- Special Revenue Funds
  - Used to account for revenues derived from specific taxes or other earmarked revenue sources
- Debt Service Funds
  - Used to account for the accumulation of resources and payments of the long-term debt





# Color of Money

- Capital Project Funds
  - Used to account for major capital acquisition separate from ongoing operations
- Enterprise Funds
  - Self-supporting thru user fees adopted by ordinance





# General Government



# Information Technology - Fiber



- Request for Statement of Qualifications (RSOQ) closed on March 15th
- To date, we have had a very positive response
- Coordinated a diverse evaluation panel consisting of key community partners and City staff
- Will have more information to share following the RSOQ evaluation process





# Police



- **Garage and Barracks on the Law Enforcement Administrative Site**
  - \$250K in proposed FY24-25 budget for architectural design and construction documents – funded with development fees currently
  - **12,000 square foot addition (\$4.5 million estimated/unfunded)**
    - Four industrial garages on ground level for SWAT, bomb, incident command truck and search warrant bay
    - Second story will have kitchenette, lockers, 4-6 residential bunk rooms for officers lodging which benefits the City from a response and service perspective
  - Protects emergency response vehicles from weather and theft
  - Allows for faster deployment than off-site storage in life threatening situations
  - May allow those with an extended commute to stay the night on site if needed



# Library - **Completed**

- **Downtown Library ADA Front Entry**
  - Completed in FY23
  - Funded through multiple sources
  - Final cost \$1.2M





# Library



- Window Project - Replacement of Downtown Library Windows
  - Windows are 37 years old with many leaks, failed seals and hardware that is no longer functional
  - Replacement will improve energy efficiency, eliminate water leaks, restore functionality, and improve the appearance of the building
  - Total \$2.0M FY25





# Parking District

- Mandated to build additional parking inventory within the district
- Planned as an estimated \$20M parking garage, but the current direction is to partner with or build smaller concentrations of parking inventory throughout the district
- The ParkFlag "lockbox" has over \$1.5M, but building parking is expensive
- Numerous possibilities are being assessed
  - Flagstaff Senior Living
  - Downtown Connection Center





# STEM Education Center

- Site is located at former Fire Station #2 (Sunnyside)
  - Existing building to be demolished
  - Design/build solicitation to deliver the new center
  - Public input during design process
- 
- Future service provider or tenant will be a stand-alone process, likely to occur near project completion

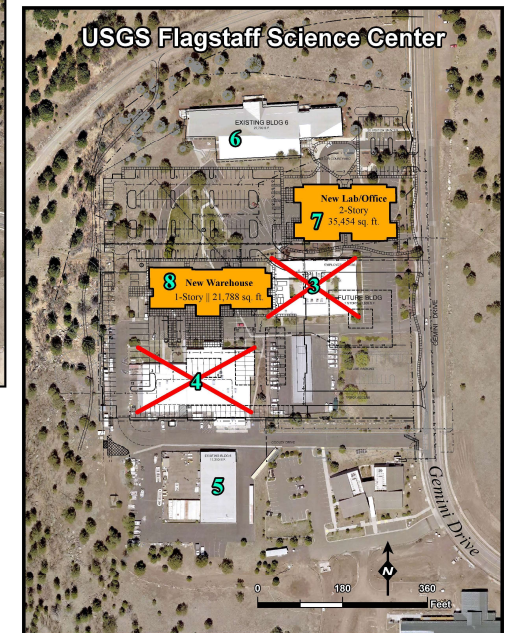




# USGS Buildings Renovation



- Project Scope
  - Facility improvements – renovations
  - Roof repairs – Buildings 3, 4, 5
  - Mechanical work – Buildings 3, 4, 5, 6
  - Pavement replacement
- Budget - \$3M
  - Construction costs \$2.3M (estimated)
- Schedule
  - Design Spring 2024 (underway)
  - Construction FY25-26
- Build to Suit
  - Potentially next 3-5 years







The  
**Budget Team**  
CITY OF FLAGSTAFF



# **Transportation Tax Fund (Road Repair & Street Safety)**



# Road Repair & Street Safety



- Proposition 406 was approved in November of 2014
  - \$179M for existing infrastructure improvements/repairs, 20-year sales tax
- Between \$7.0M-\$8.5M each year for asphalt overlay
- This year includes:
  - Aspen Ave - Humphreys to Verde
  - Lucky Lane
  - University Drive - North and South



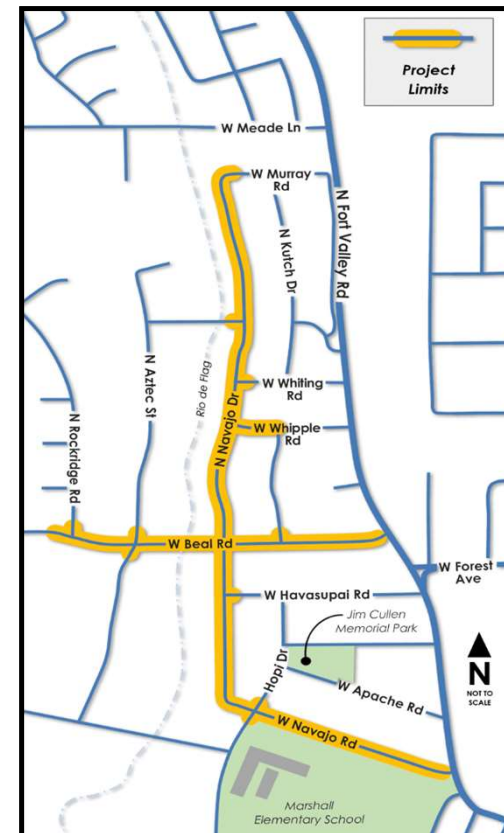


# Coconino Estates Improvements Phase I

## Completed



- **Scope**
  - Utility and Roadway Improvements
  - Eagle Mountain Construction
- **Funding**
  - Road Repair and Street Safety
  - Streets/Transportation
    - Roadway, Pedestrian, Bicycle
    - Bicycle and Pedestrian Projects
  - Funded in FY20 - FY24
  - Final Construction Cost \$9.5M
- **Schedule**
  - 5/26/2020 - 7/21/2023
  - Completed in early FY24



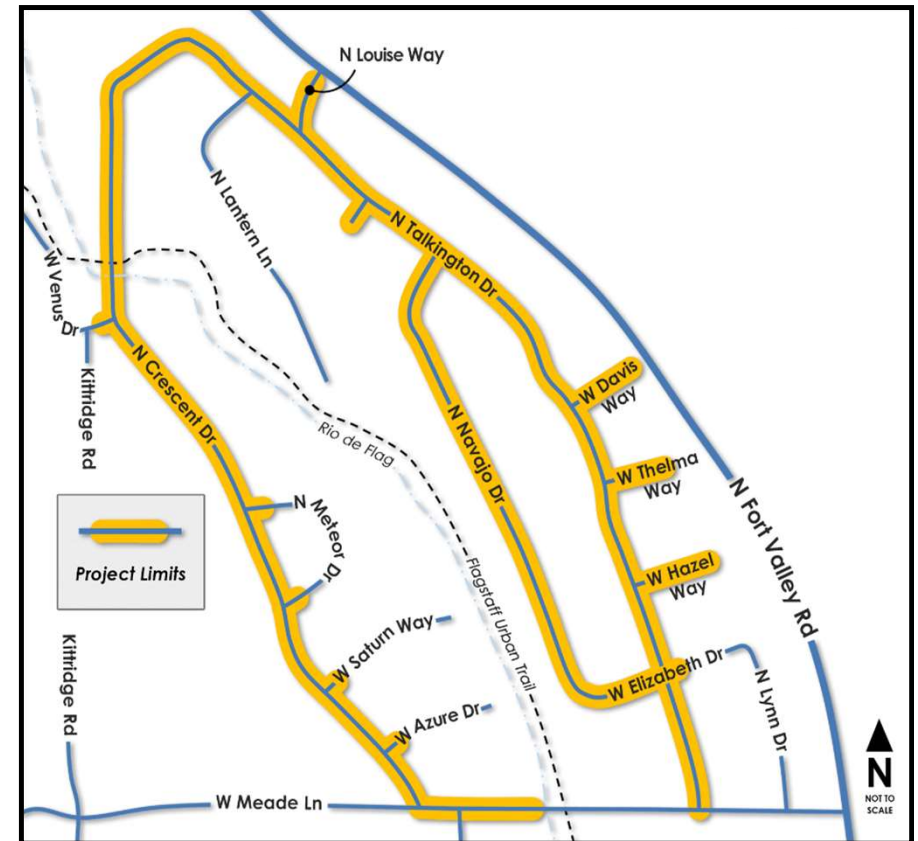


# Coconino Estates Improvements Phase II

## Substantially Completed



- **Scope**
  - Utility and Roadway Improvements
  - Standard Construction Company
- **Funding**
  - Road Repair and Street Safety
  - Drinking Water
  - Waste Water
  - Funded in FY21 - FY24
  - Construction Contract \$7.1M
  - Final Construction Costs TBD
- **Schedule**
  - Substantial Completion 7/7/2023





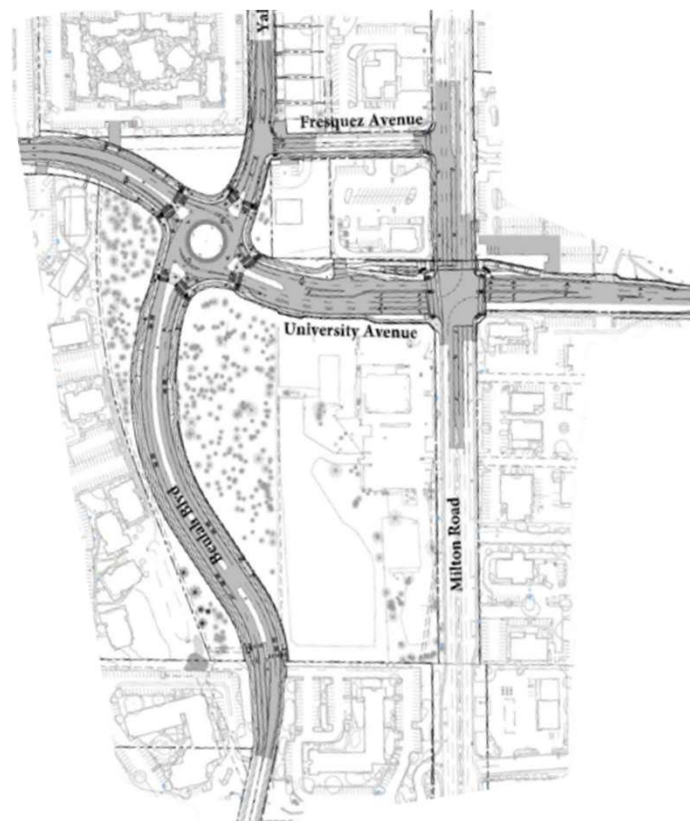


# Transportation Tax Fund



# Beulah & University

- Project Scope
  - Street Realignment/Extension
  - Roundabout
  - Pedestrian Underpass
- Budget \$ 24.3M
- Construction
  - April 2023 to Late Summer 2025
  - New Milton Traffic Control Starting Early April





# Beulah & University



Beulah/University | **23 January 2024**



# Downtown Mile Safety and Connectivity Project

## Budget

Design - \$4M

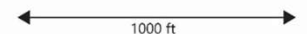
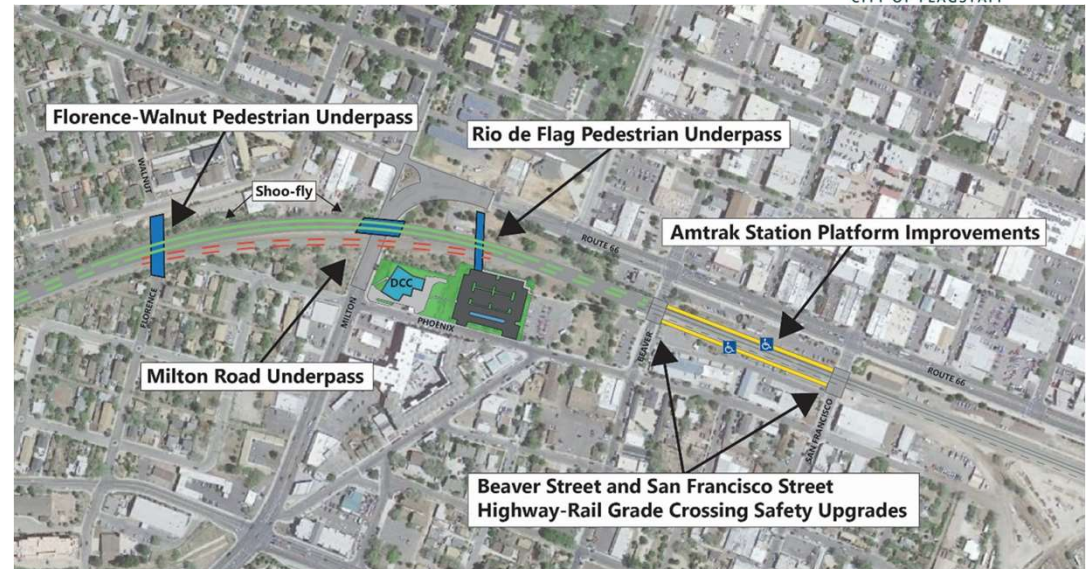
- City of Flagstaff - \$3.3M
- MetroPlan - \$500,000
- BNSF Railway - \$250,000

Construction - Grant \$56.3M

- Federal - \$32.9M
- City of Flagstaff - \$9.8M
- ADOT - \$3M
- BNSF Railway - \$11.3M

## Schedule

- Design completion - February 2025
- Construction - Summer 2025 - 2028

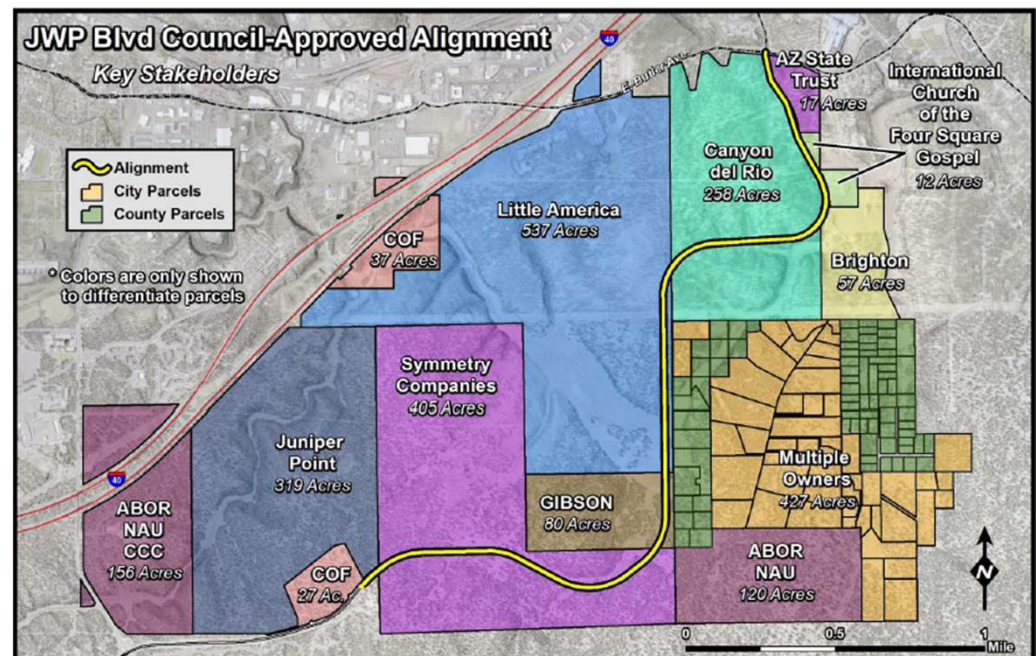




# JW Powell Extension



- Project Scope
  - Extension of roadway – arterial
  - Edge improvements – bike & ped
  - Stormwater infrastructure
  - Underground infrastructure
- Budget \$45M
  - City Share 40% - \$18M
- Schedule
  - Planning/Design - FY24
  - Construction – FY25 to FY26





# Lone Tree Overpass and Corridor

**Budget** \$105M for Overpass and Corridor

Design - \$9M

Construction - \$76M

Real Estate, staff time, permits, etc. - \$20M

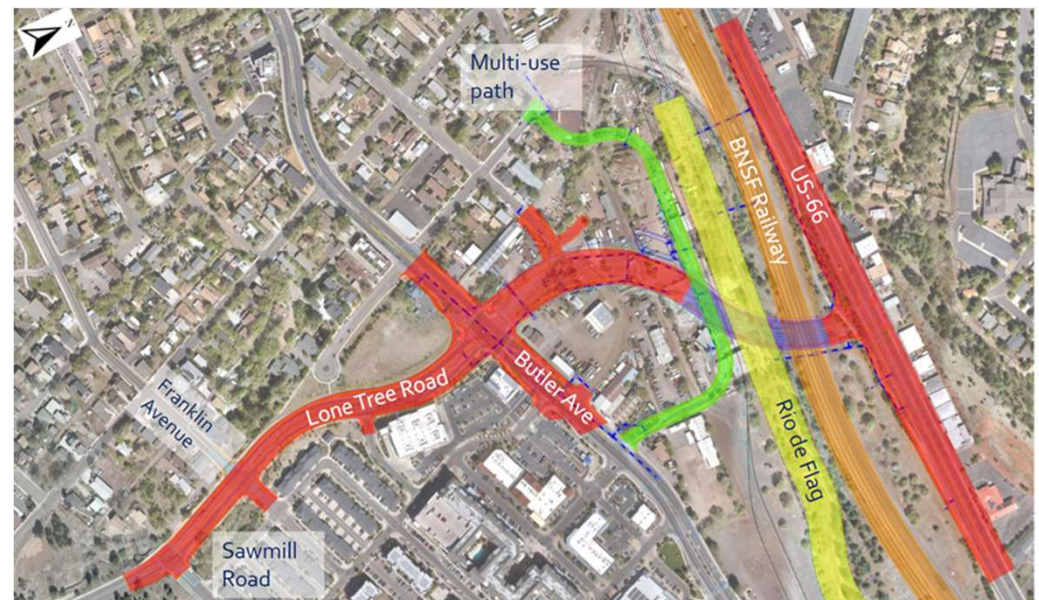
- Overpass – 2018 Proposition 420
- Corridor – 2018 Proposition 419

## Schedule

- Design completion – February 24
- Construction – FY24 - FY26
- Construction will begin on Corridor portion in Spring 24

## 2024 Council Activity

- GMP 2 – Corridor Construction
- GMP 3 – Overpass Construction
- BNSF Railway agreements

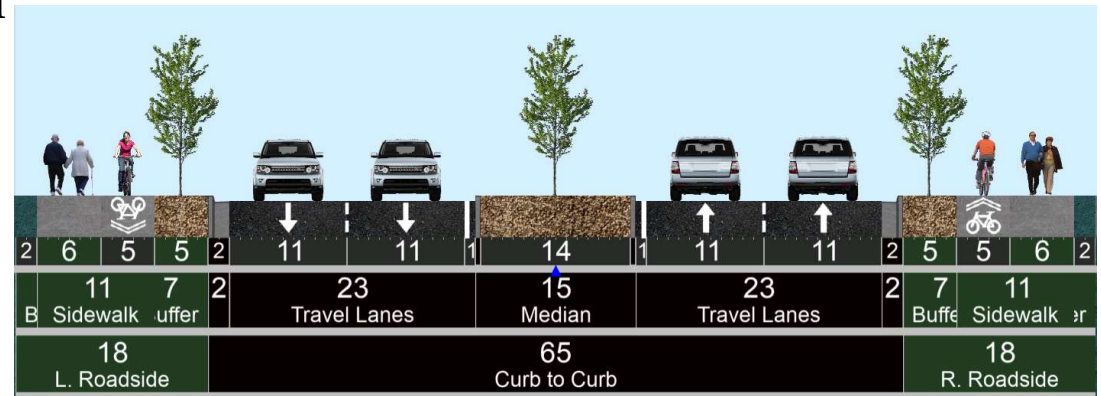




# Butler-Fourth Improvements



- Project Scope
  - Improve complete corridor
  - Roundabout – Butler/Fourth and Butler/Herold Ranch
  - Bicycle/ped improvements
- Budget \$16.4M
  - Construction \$14M
  - Design and acquisition \$2.4M
- Schedule
  - Design completion - Fall 24
  - Construction – FY24 to FY26

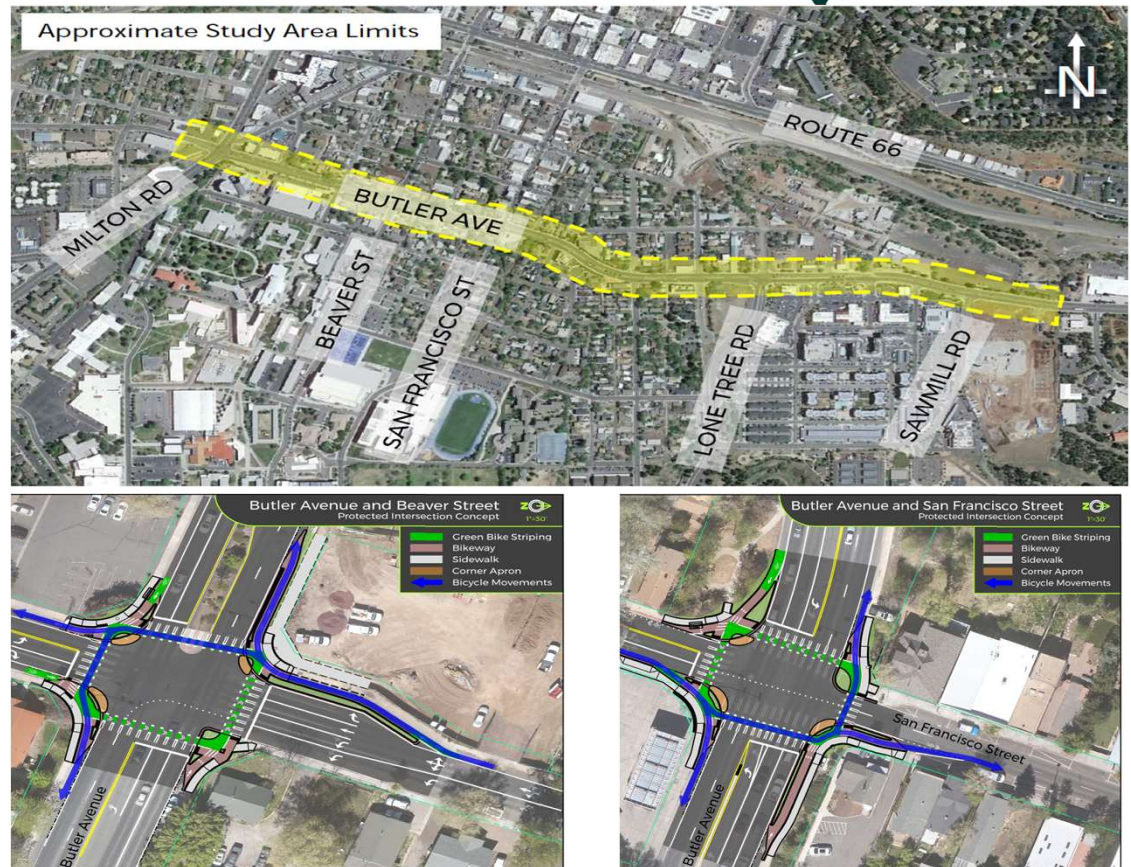




# Butler Protected Intersections and Bike Lanes



- Project Scope
  - Construct vertically separated bike facilities along corridor
  - Protected intersection – separate bicyclist and pedestrians from vehicles
- Budget \$12M
  - Grant – \$9.6M
- Schedule
  - Design - FY24-FY25
  - Construction – late 25

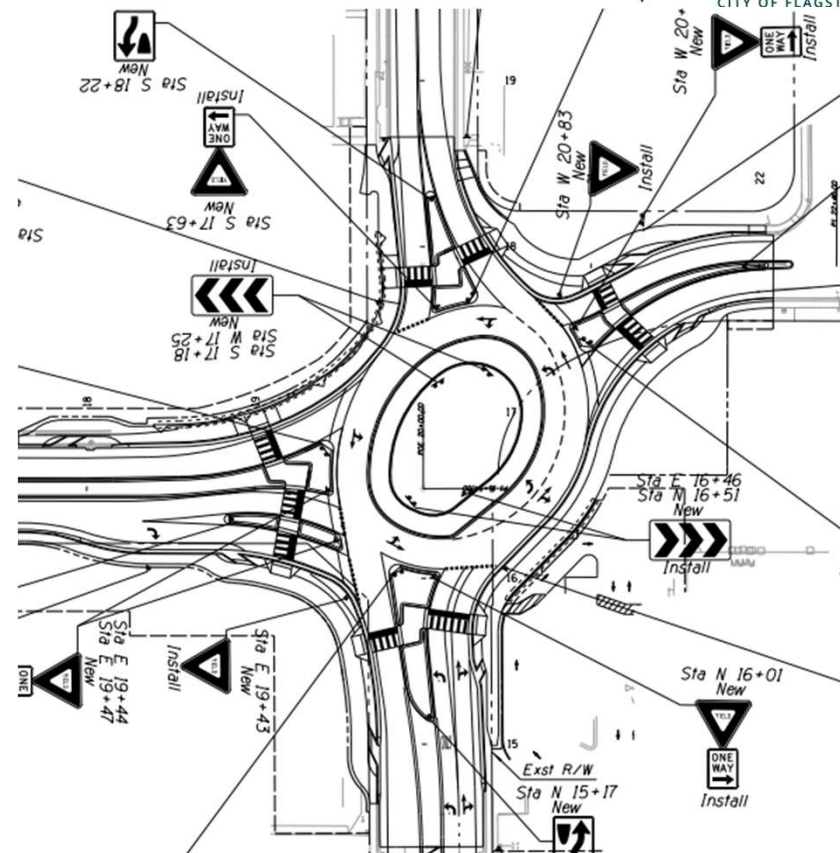




# Lockett Cedar Roundabout



- Project Scope
  - Modern roundabout
  - Pedestrian crossings
  - Pedestrian beacons and zee crossing Enhancements
- Budget \$6.7M
  - City share - \$4.7M
  - Grant (ADOT) - \$2M
- Schedule
  - Design completion - FY23
  - Franchise utilities - completed
  - Construction - FY25





# Smokerise and Hwy 89 Signal



- Project Scope
  - Signal rebuild
  - ADA accommodation
  - Curb ramp reconstruction
- Budget \$800K
  - Design \$100K
  - Construction \$700K
- Schedule
  - Design – Summer 24
  - Construction – Summer 25

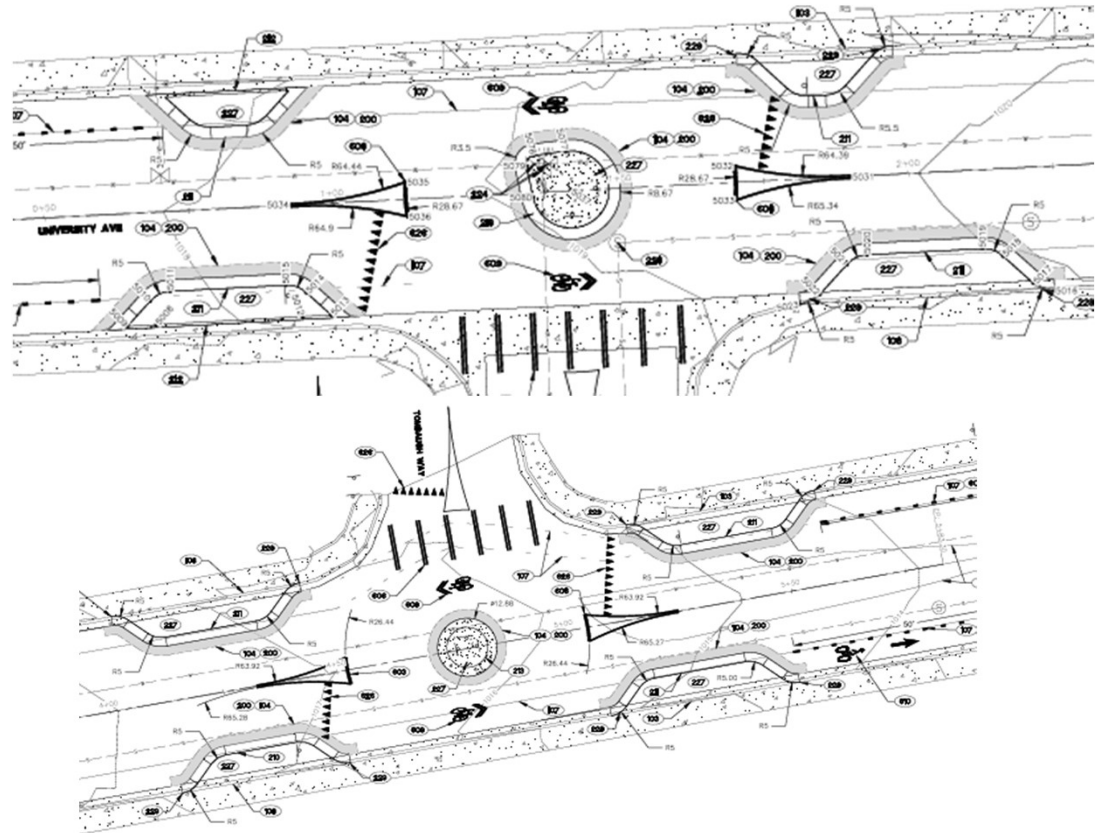




# Boulder Pointe Traffic Calming



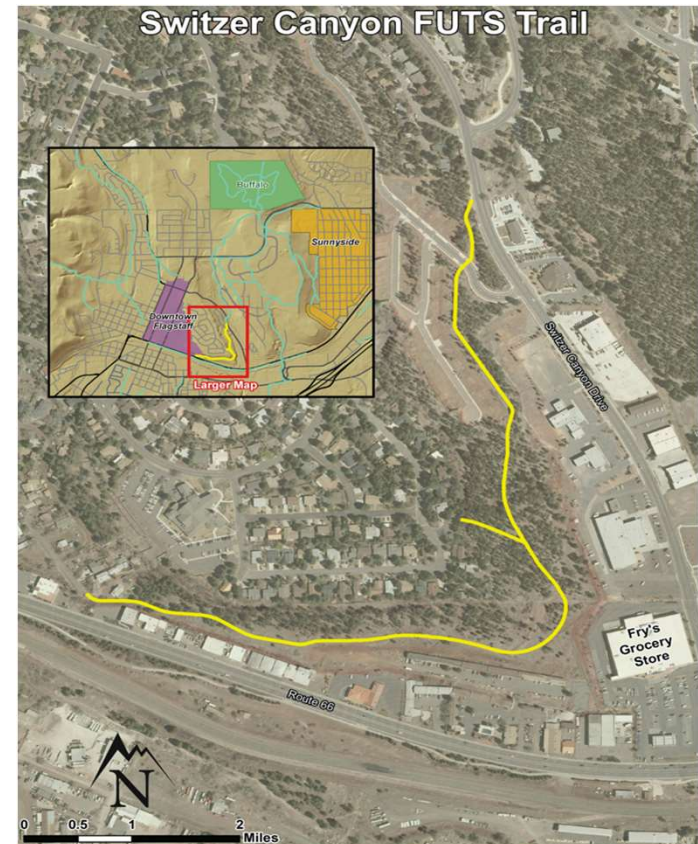
- Project Scope
  - Mini traffic circles
  - Curb bump outs
  - Raised crosswalks
- Budget \$475K
  - Construction \$420K
- Schedule
  - Council award April 16<sup>th</sup>
  - Construction mid-May
  - Completion Fall 24





# Switzer Canyon Trail

- Project Scope
  - Aggregate trail
  - Stormwater erosion improvements
- Total Budget \$3.3M
  - Construction \$2.1M
- Schedule
  - Council award Spring 24
  - Construction Summer 24
  - Construction completion late 24





# First Mile Last Mile



- Project Scope
  - Sidewalk – City-wide
  - Crossing – City-wide
  - Bikeways – City-wide
- Budget \$6.9M Grant
  - City share 20% - \$1.3M
- Schedule
  - Design - Ongoing
  - Construction – FY25 to FY27





# Ped-bike | Sidewalks



- Linda Vista slip ramp
- Fourth Street
- Sidewalk infill





# Ped-bike | FUTS trails



- FUTS asphalt repair
- Switzer Canyon Trail
- Foxglenn Trail
- Mountainview/Hoskins access
- Singletrack/forest access





# Ped-bike | Bikeways



- Citywide Improvements
  - Bikeway signing
  - Bikeway striping
  - Bicycle parking
  - Butler Avenue complete streets conversion





# Ped-bike | Enhanced Crossings



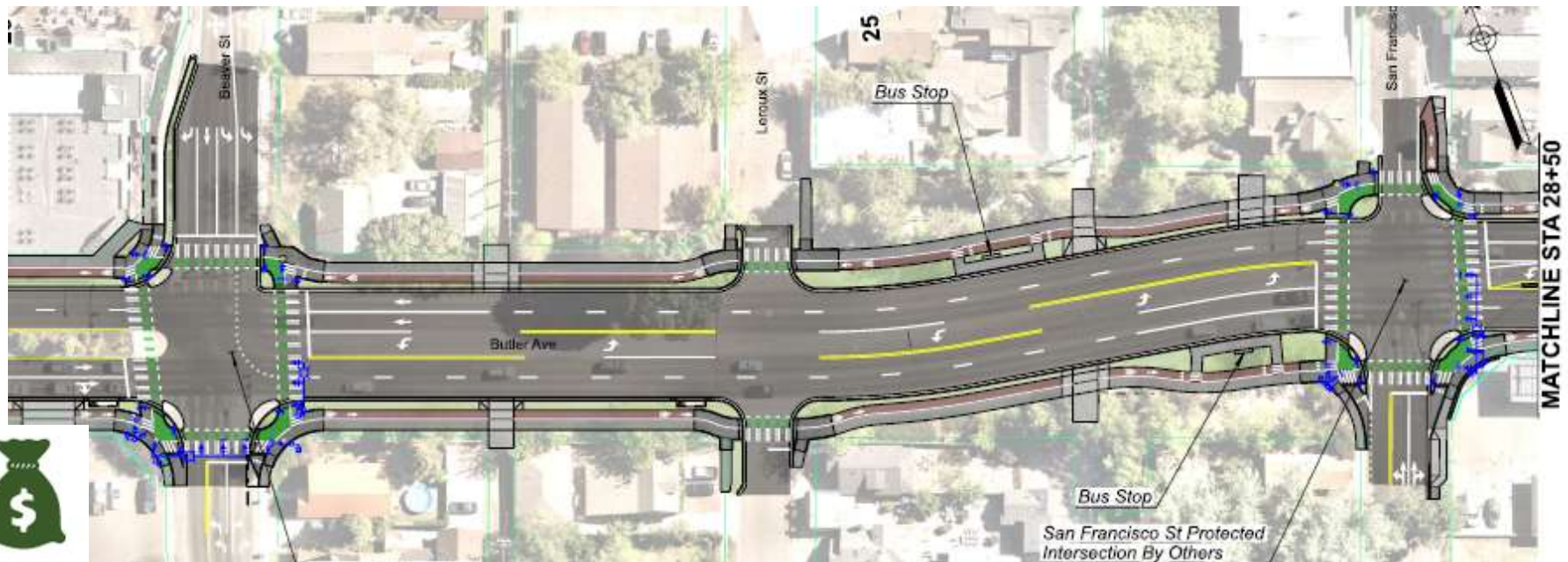
- Humphreys Street at Fine
- Sinclair Wash FUTS at Woodlands





# Ped-bike | General

- Project predesign
- Vision Zero Plan







# **Beautification, Arts & Science, and PROSE**



# Beautification Fund & Arts & Sciences Fund



FLAGSTAFF PUBLIC LIBRARY ENTRANCE ART

TOUCH HOME, REACH SKY

- Project selection mainly driven by Beautification and Public Art Commission (BPAC)
- Public input
- City projects





# Beautification Fund

## Spruce Wash Wedge \$400K

- Goal: Beautify flood water mitigation infrastructure
- Perimeter basin fencing aesthetics
- Enhanced landscaping adjacent to fence
- Consideration of free-standing 3D artwork at the Cedar/West intersection





# Beautification Fund



## Route 66 Landscaping -

- \$150K for Route 66/Ponderosa
- \$150K for Route 66/Verde
- Route 66 and Fanning - **Complete**
  - The projects are an ongoing effort to landscape along Route 66
  - The Centennial is in 2026





# Beautification Fund



## Switzer Canyon Roundabout 3D Artwork - \$400K

- Call to artist in process
- Includes the required hardscape/mounding for traffic sightlines
- Public collaboration has begun





# Beautification Fund



- Downtown Connection Center Art Glass and Southside Grove Sculpture - \$640K
- Lone Tree Overpass Beautification/ Artistic Components - \$1.5M toward paint, concrete form-liner and railing fabrication
- Fourth Street/ Locket Roundabout - \$400K initiate design phase in FY24-25






# Beautification Fund

FY 2025-2026 to FY 2028-2029

## Upcoming Projects

- Fourth Street Bridge Phase II
- Buffalo Park Water Tank
- Butler Avenue and 4<sup>th</sup> Street Roundabout
- North Edge Milton and Train Platform
- School Walkways
- Eastside Beautification





# Arts and Sciences Fund



## FY 24-25 Projects

- Annual Multicultural County Park Sculpture Exhibition at Elizabeth C Archuleta County Park – 1<sup>st</sup> exhibition is opening May 2024
- Southside-Murdoch Center Park 3D Sculpture – in selection process, up to \$60K







# Arts and Sciences Fund

FY25-26 to FY27-28 Out Year  
Projects:

- Alley activation
- Rio de Flag
- Pluto, Lunar Legacy, and other astronomy-related projects
- Multicultural Park sculpture exhibition continued









# PROSE – General Government



- FY23/24
  - Buffalo Park Accessibility grant: **Complete!**
  - Thorpe Park Restrooms: **Complete!**
  - Cemetery Columbarium: **Complete!**
  - Thorpe Park “Annex”: minor improvements underway
  - Observatory Mesa (grant)





# PROSE – General Government



- FY24-25
  - Aquaplex Siding \$1.5M
  - Butler seating area demolition \$75K





# PROSE – Prop 419 (Transportation)



- FY23-24
  - Asphalt FUTS Improvements \$250K
    - Transportation Prop 419 funding with delivery by PROSE
- FY24-25
  - Asphalt FUTS Improvements \$1M
- FY25-26 and beyond
  - Asphalt FUTS Improvements \$250K





# PROSE – BBB Recreation 5-Year



- FY23-24
  - Sport courts at Bushmaster Park - \$920K (in design, construct this year)
  - Heritage Square Restroom - \$250K
  - Ponderosa Park Reconstruction - \$300K
  - West Side Park - \$350K (design, outreach, sitework)






# PROSE – BBB Recreation 5-Year



- FY24-25
  - Ponderosa Park Reconstruction - \$700K
  - Hal Jensen HVAC in Gym - \$100K
  - Thorpe Park “Annex” - \$200K
  - West Side Park Construction - \$1.2M



Ponderosa Park Reconstruction



# PROSE – BBB Recreation 5-Year



- FY25-26
  - Cheshire Park Expansion - \$1.0M

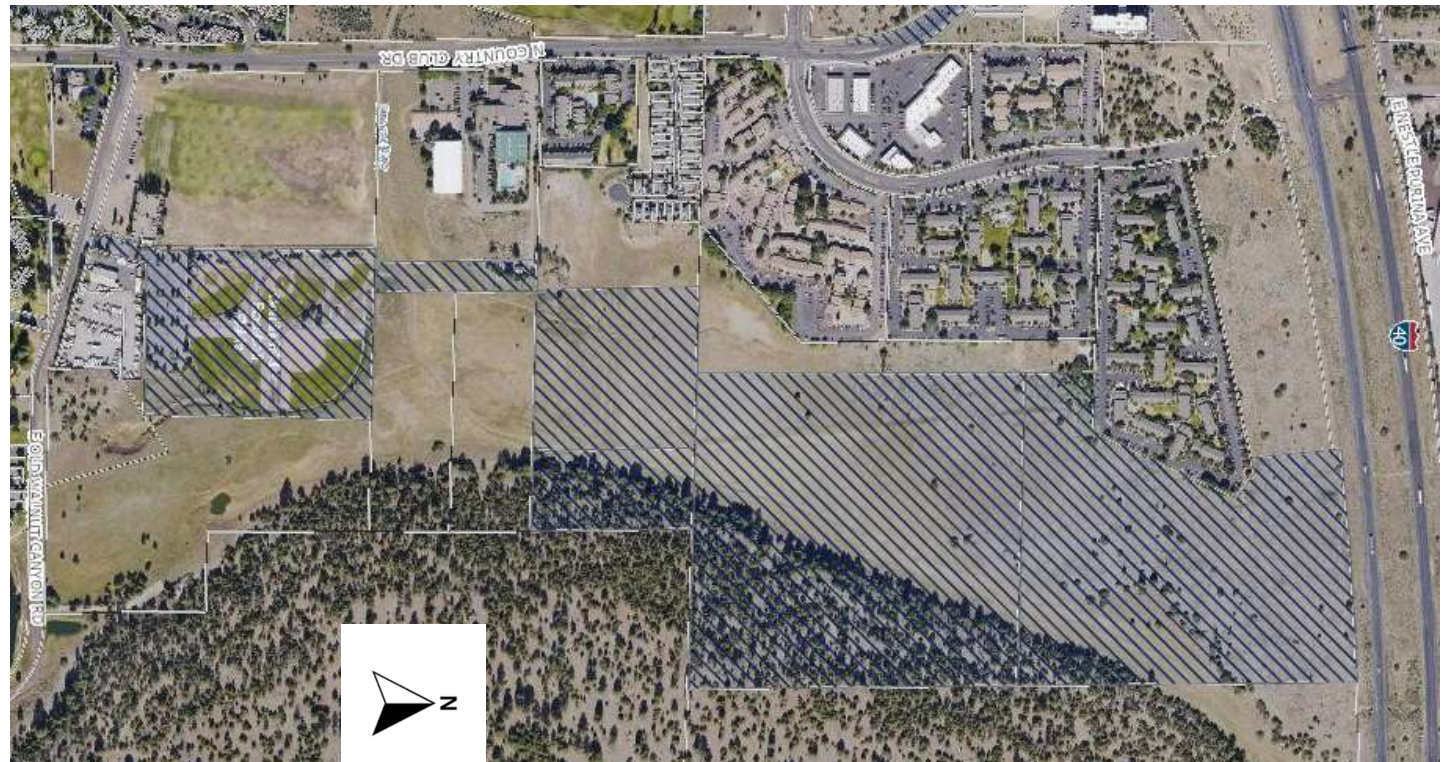




# PROSE – BBB Recreation 5-Year



- FY26-27 and FY27-28
  - Continental Park Expansion - \$3M







# Enterprise Funds





# Airport






# Airport Fund



- Economy Parking Lot – Completed and opened to the public!
- Paid Parking System – Installed and operational!






# Airport Fund

## Capital Improvement Program (5-Year Program)

- Airport Master Plan: developed every 10 years (last update in 2018)
- Airport Capital Improvement Plan (ACIP): developed annually with Federal Aviation Administration (FAA) and Arizona Department of Transportation (ADOT)
- Three primary funding arrangements
  - Federal, State, Local (FSL)
  - State, Local (SL)
  - Local (L)
- Airport Commission
- Emergencies



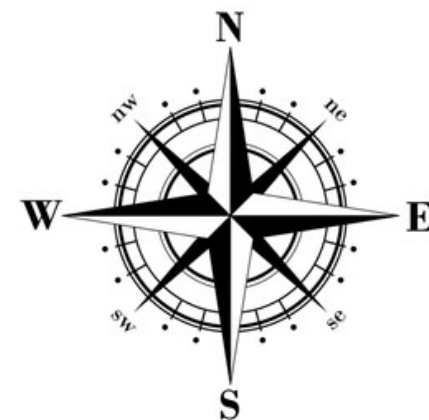


# Airport Fund



## Capital Improvement Program

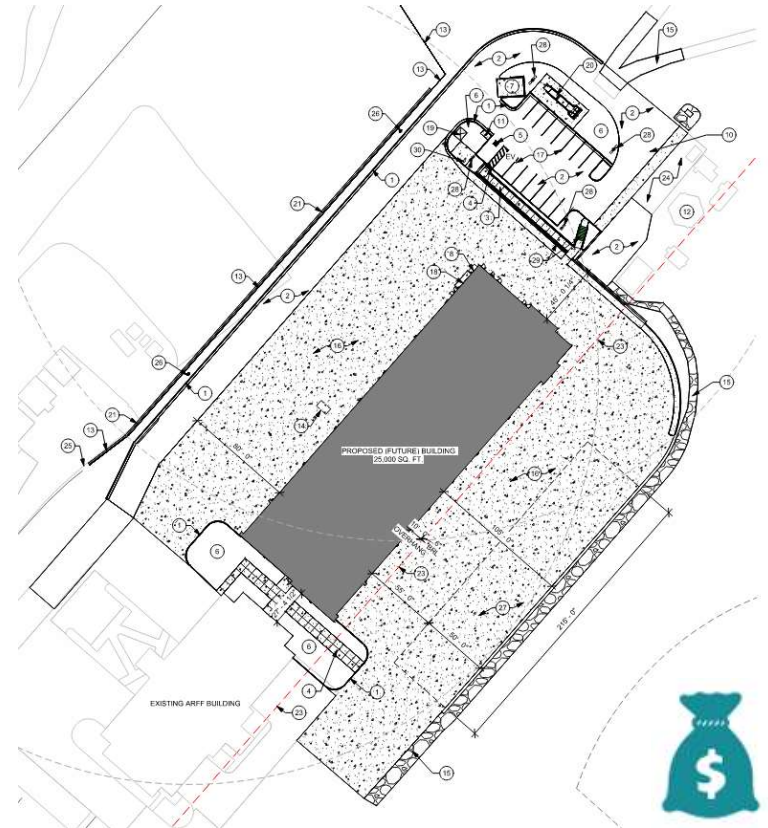
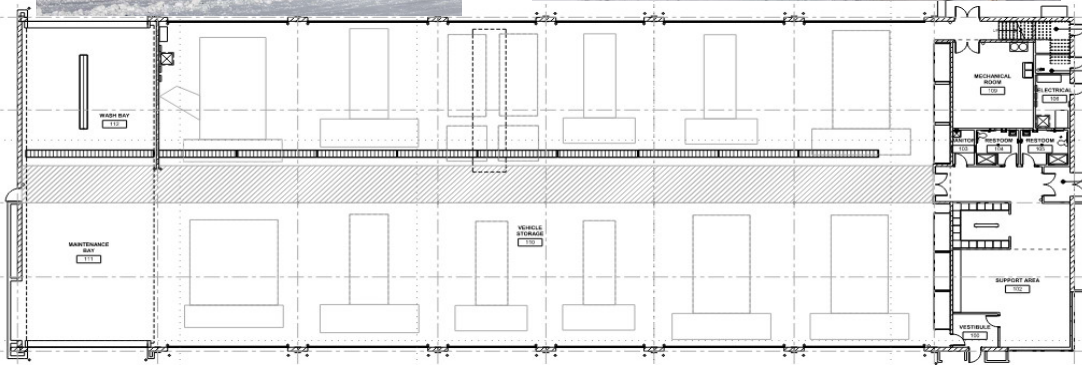
- FAA entitlement and discretionary
- FAA CARES
- FAA Bipartisan Infrastructure Law (BIL)
- Passenger Facility Charges (PFC)





# Airport Fund

- Snow Removal Equipment Building
  - Anticipated Construction Cost - \$24.8M
  - Funding: Federal, State and Local

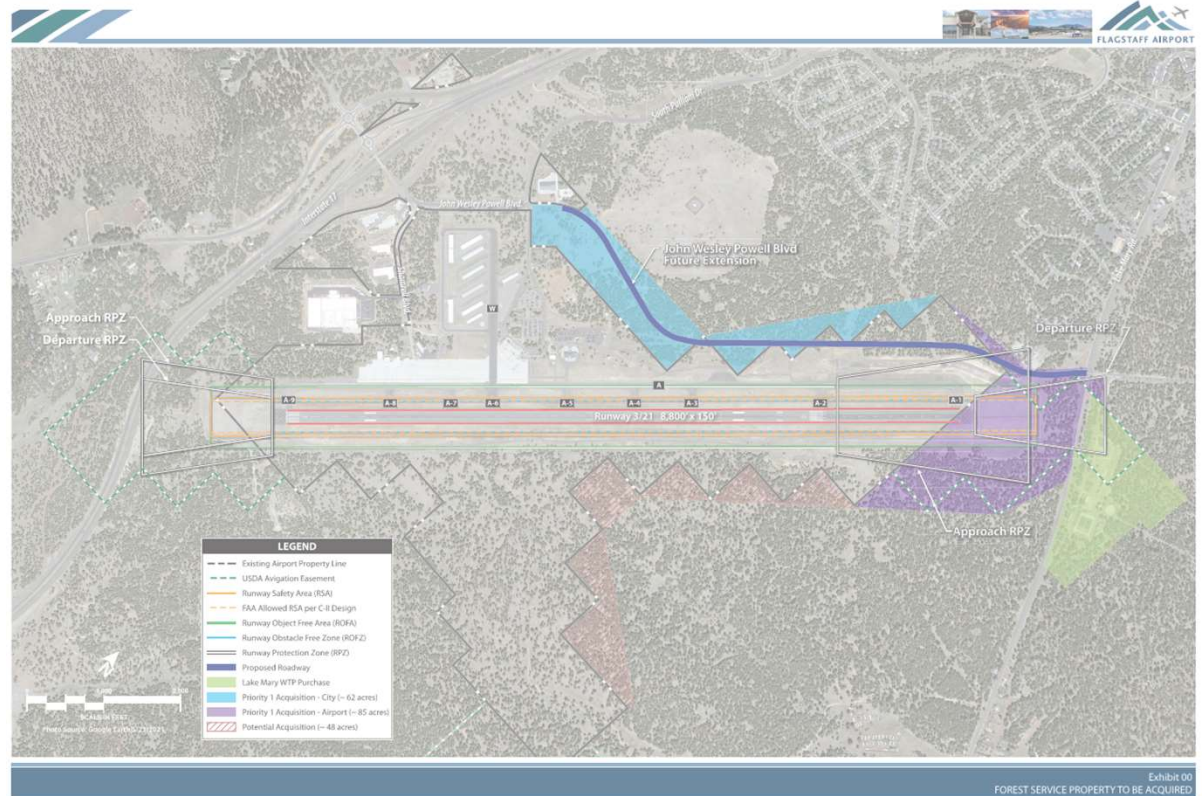




# Airport Fund



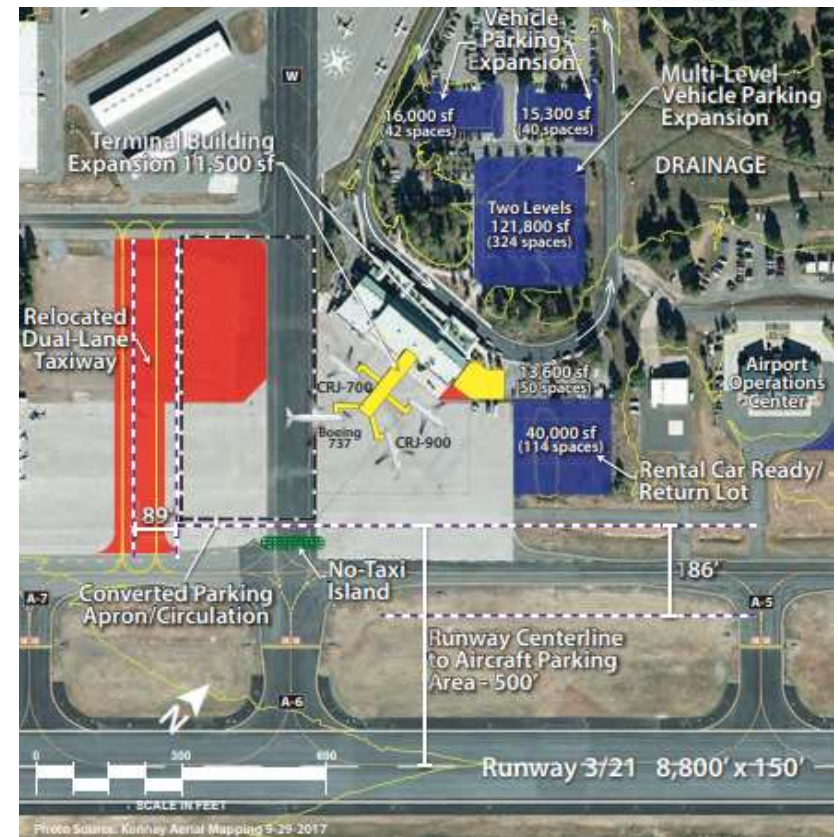
- Land Acquisition
  - Anticipated Cost - \$2.8M
  - Funding: State and Local





# Airport Fund

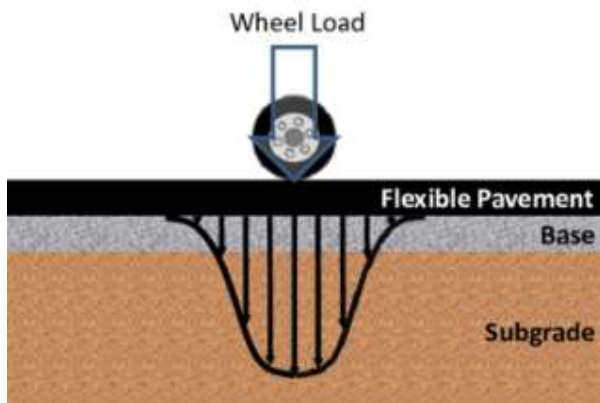
- Taxiway W Relocation and Apron Extension - Design
  - Anticipated Cost - \$1M
  - Funding: State and Local





# Airport Fund

- Runway Pavement Study
  - Anticipated Cost - \$750,000.00
  - Funding: State and Local

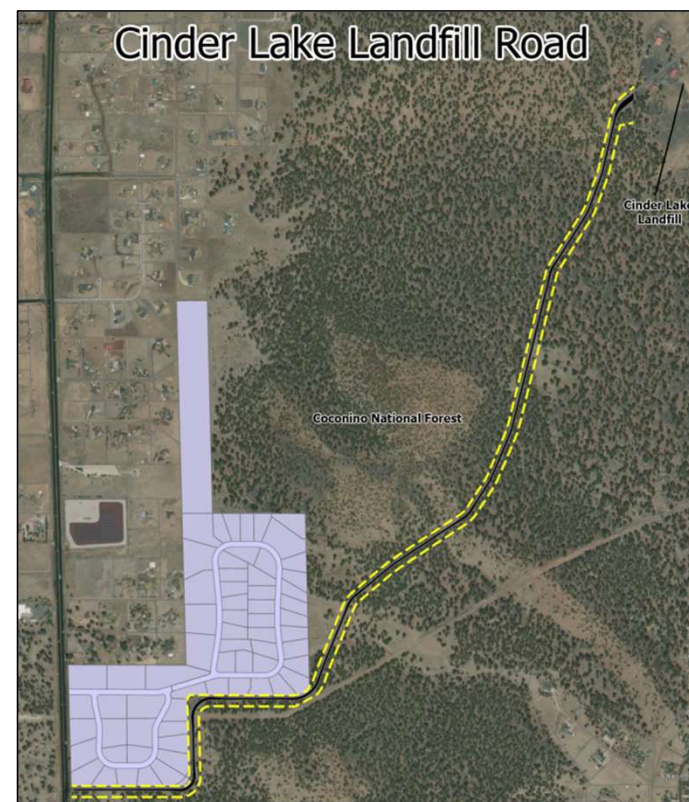




# Solid Waste Fund

- **Landfill Access Road Reconstruction**

- Forest Service Road 6010 (2 miles)
  - Replacement of asphalt
  - Replacement of easement fences
  - Safety and stormwater mitigation improvements
- Budget
  - FY23-24: \$4.3M
  - FY24-25: \$1.0M
- Coconino County
  - Contributing \$2.4M
- Approved CMAR and GMP
  - Work commenced in mid-March 24
  - Projected completion by September 24



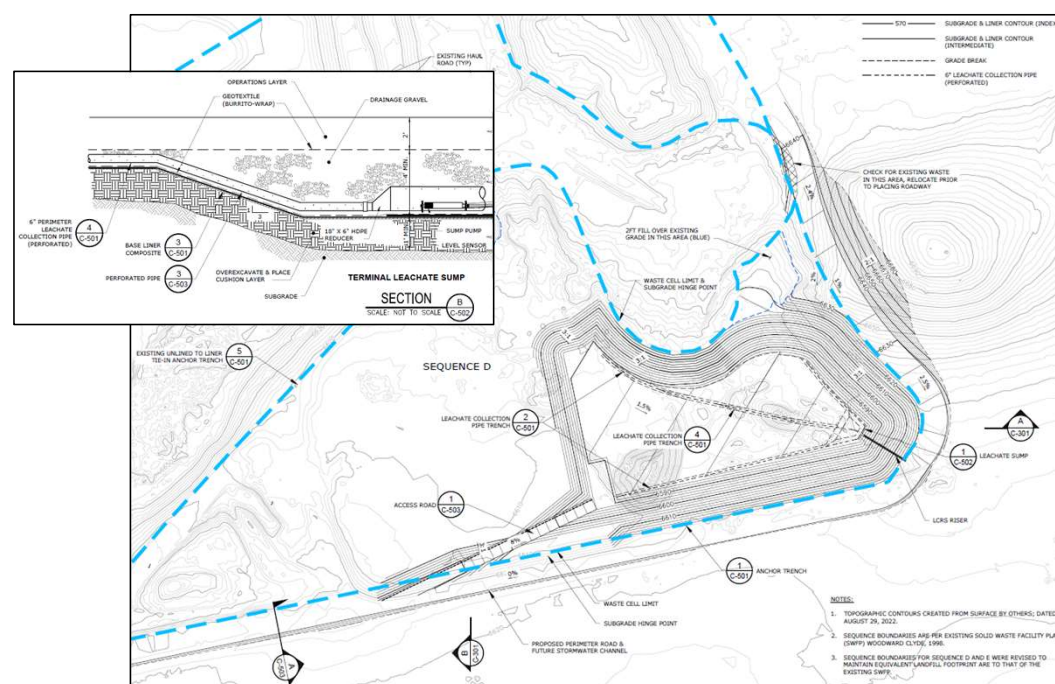


# Solid Waste Fund



## • Cell D Phase I Excavation and Development

- FY23-24 (\$3.2M)
  - Excavation/grading
  - Crush/place base layer
  - Design verification
- FY24-25 (\$2.5M)
  - Geosynthetic clay liner
  - Leachate collection system
  - Crush/place operations layer
  - Design verification
- Total Cost
  - Phase I = \$5.7M
  - Phase II (FY27-28) = \$8.2M
  - Estimated lifetime ~ 25 years
  - Lifetime revenue ~ \$115,000,000





# Water Services Division



## FLAGSTAFF WATER SERVICES



*Drinking Water*



*Wastewater*



*Reclaimed Water*



*Stormwater*

Our Mission: To professionally and cost-effectively provide water, wastewater, and stormwater services that meet the present and future environmental, health, and safety needs of the community.



# Water Services Division – Soon to be Completed



- **New Transmission Line Switzer Canyon IV**

- Completed FY24
- Final Cost \$7.2M



- **New Water Main Soliere Ave**

- Completed FY24
- Final Cost \$3.4M





# Water Services Division - Completed



- **Meter Vault Replacement**
  - Final Cost \$240K

BEFORE



AFTER





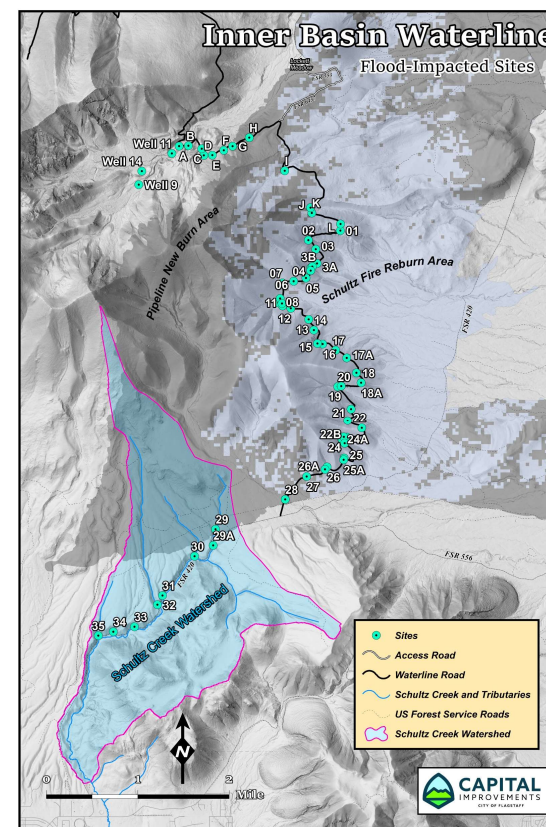
# Inner Basin Waterline

- Project Scope
  - Repair and Armoring
    - Waterline
    - Waterline Road
- Budget \$ 16.1M
  - DFFM Reimbursement
    - Design and construction
  - Construction \$5M to date
- Construction
  - Spring 23 to Summer 25



**Hunter**  
CONTRACTING CO.

**Jacobs**

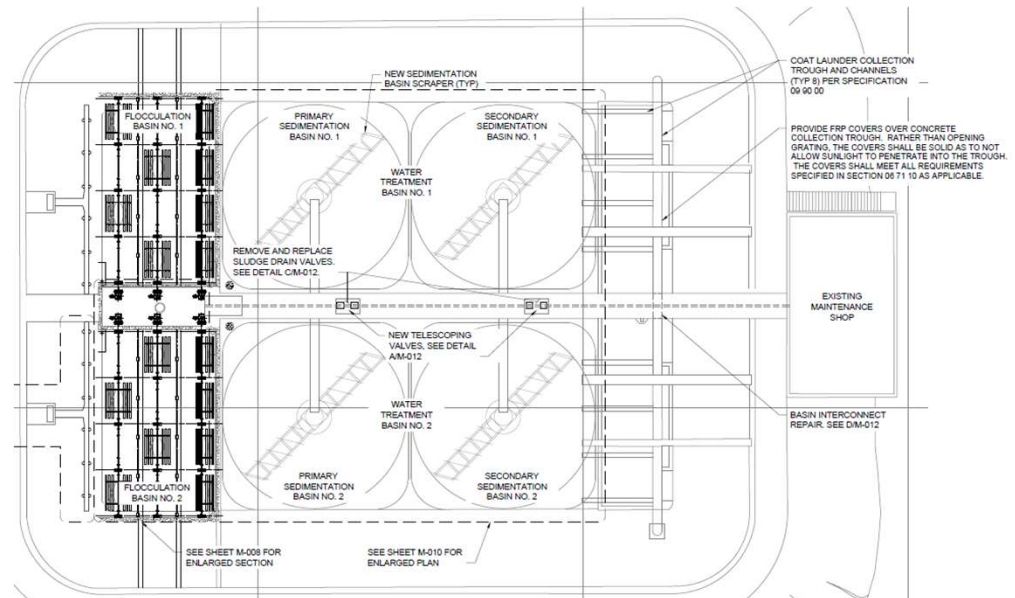




# Lake Mary WTP Sedimentation Basin Improvement



- Rehabilitation, removal, and replacement of the major mechanical and electrical equipment associated with the sedimentation and flocculation basins
- Budget - \$12.3M
  - 100% design
  - Current procurement for CMAR
- Construction
  - Fall 24 to Summer 26



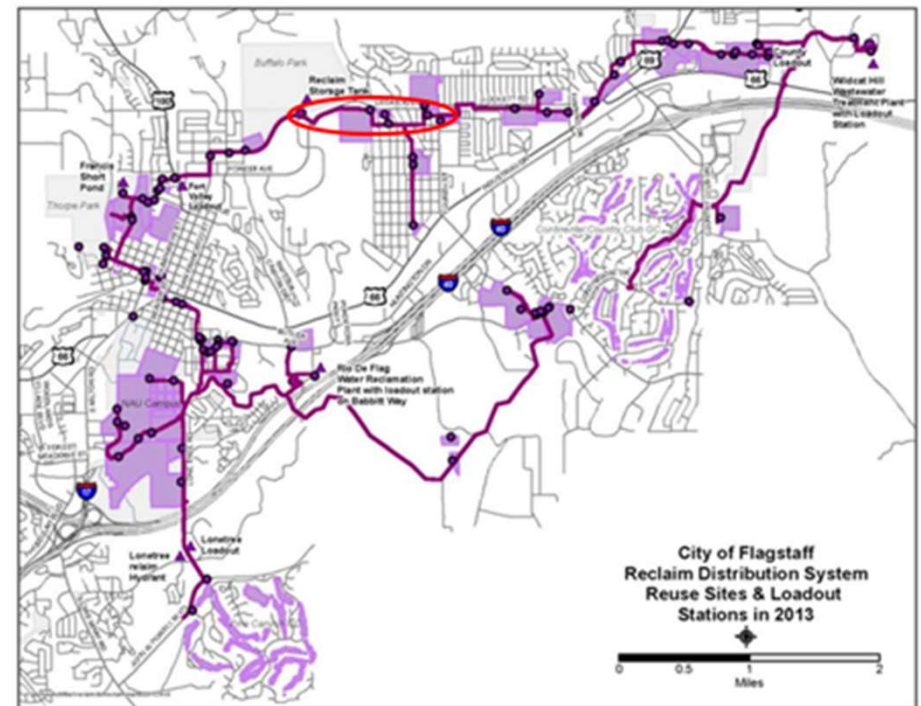


# Reclaimed Water Fund

8" bottleneck – reclaimed line



- Budget - \$4.8M
- Beginning construction in FY 24-25
- Complete construction in FY 25-26

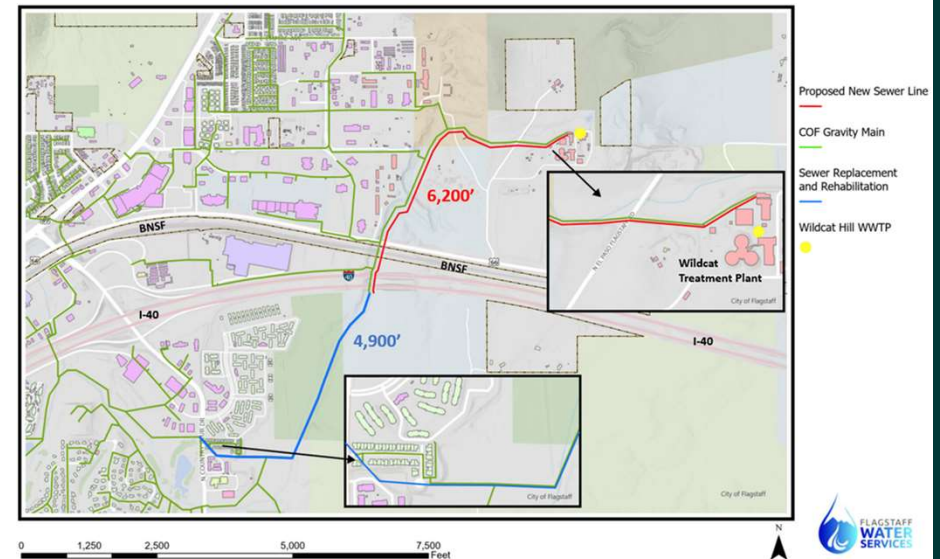




# Wastewater Fund

## Wildcat Sewer Interceptor

- Project Scope
  - New sewer trunk line to increase capacity and resiliency of the wastewater collection system
- Budget \$ 10.3M
- Design – Spring 24
- Construction - FY24-25





# Stormwater – Completed



Schultz Creek Basins (2022) - \$2.3M

Dortha Avenue Culvert (2022) - \$2.8M

Killip School Basins (2022) - \$2.8M

Schultz Creek Channel Stabilization (2023) - \$700K

Stevanna Way Drainage Improvements (2023) - \$143K

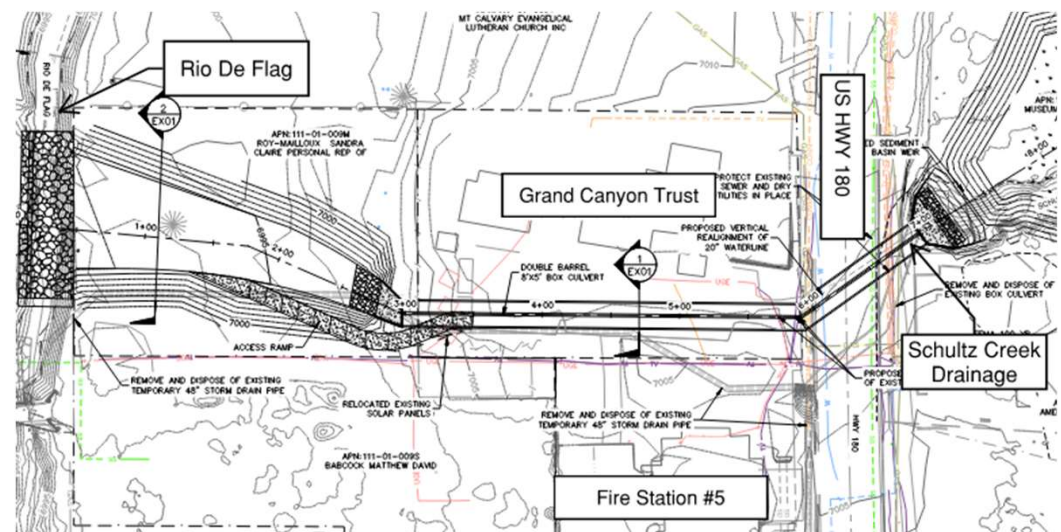
Rio de Flag Composite Channel Inlet Gate (2023) - \$100K





# Schultz Creek Drainage Improvements @ US Highway 180

- Funded by \$8.9M of State appropriated funds
- Construction costs of \$7.8 million
- Construction starting March 25<sup>th</sup>, new stormwater infrastructure to be completed by July 1<sup>st</sup>.





# Stormwater Fund



- Lower Spruce Wash Channel Resiliency – \$549K
- Spot Improvements - \$150K





# Rio de Flag Improvements



## Budget \$122M

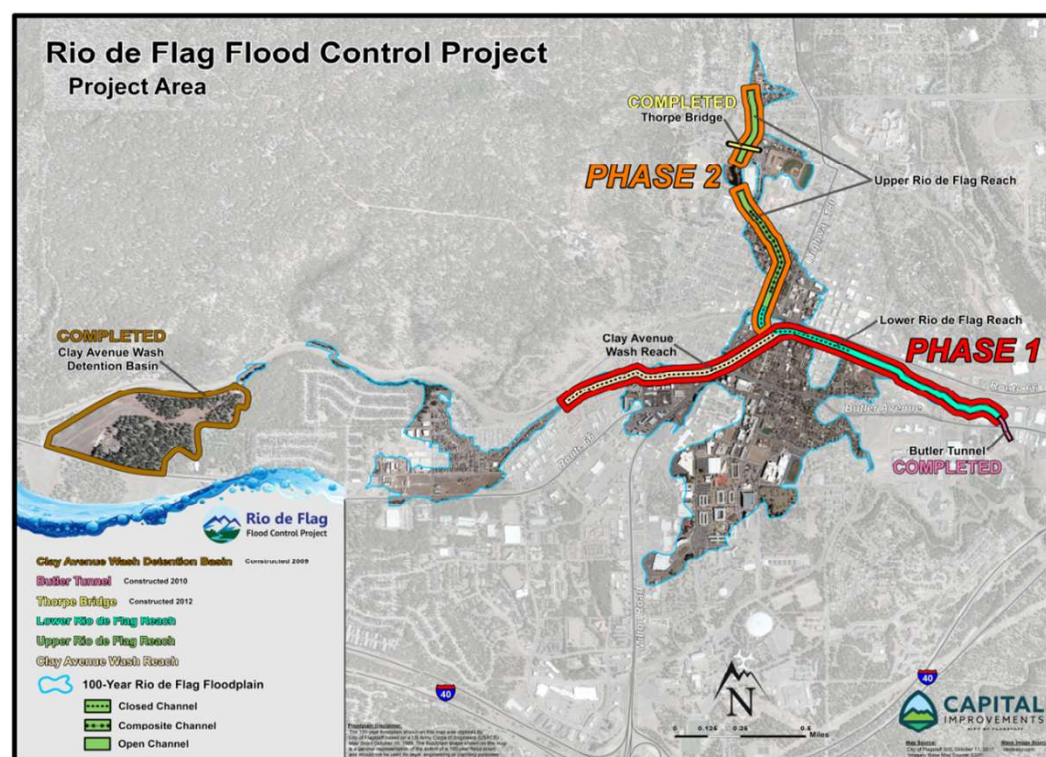
- US Army Corps of Engineers (65%) - \$79.3M
- City of Flagstaff (35%) - \$42.7M

## Schedule

- Design completion - Summer 24
- Construction - Fall 24 - 30

## 2024 Council Activity

- BNSF Railway agreements
- Design change order #18-Ardurra
- Real estate acquisition items





# Proposition 441 – Spruce Wash



## Scope

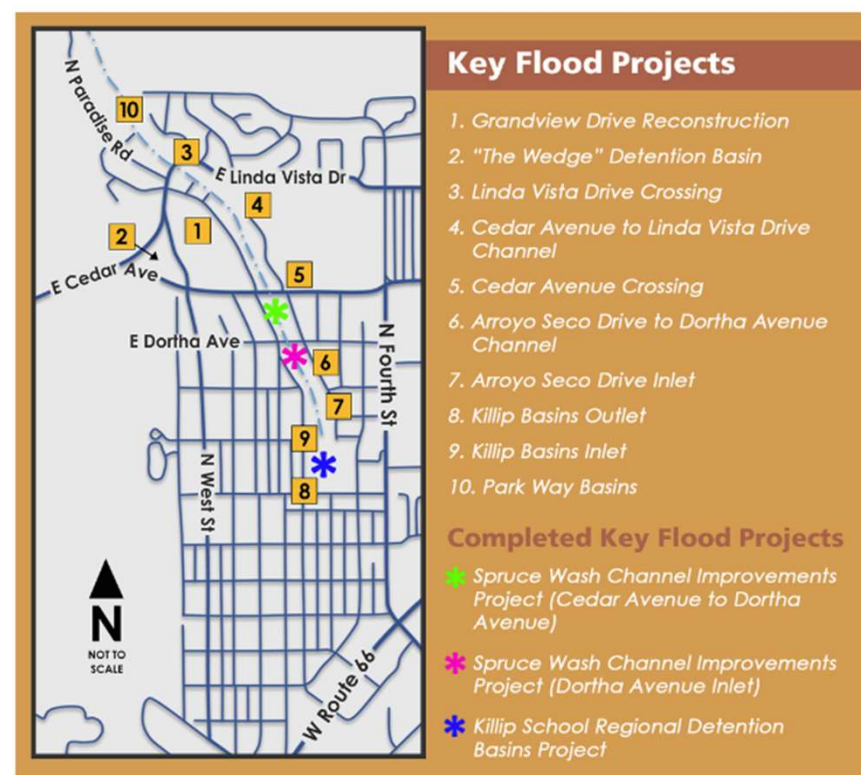
- Prop 441 approved November 2022
- Stormwater Infrastructure improvements in the Spruce Wash area to lessen the impacts of flooding in affected neighborhoods
- Ten (10) projects

## Budget \$39.9M

- Prop. 441 Total - \$26M
- RR&SS - \$5.6M
- Grants - \$8.2M
- Water Services - \$148K

## Schedule

- Design underway - Summer 23 to 25
- Construction – Fall 23 to 26





# Downtown Lateral Storm Drain



## Scope

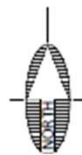
- Santa Fe Avenue – 1,000 feet storm drain infrastructure
- Compliment Downtown Mile Corridor and Rio de Flag Flood Control Projects

## Budget \$3M

- 595 Environmental Infrastructure (EI) Grant - \$1.2M
- City of Flagstaff (25%) - \$400
- City of Flagstaff - \$1.4M

## Schedule

- PPA signed January 2024
- Council ratification March 2024
- Design 2024 - 2025
- Construction 2025 - 2026







# Longer Term Priorities and Council Feedback





# Public Participation





# Wrap Up





# The Budget Team

CITY OF FLAGSTAFF