





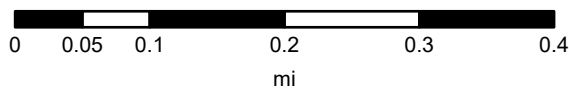


LEGEND

-  Suite of Projects Limits
-  GMP#2 Project Limits
-  GMP#3 Project Limits
-  GMP#4 Project Limits
-  GMP#5 Project Limits
-  GMP#6 Project Limits

Spruce Wash Suite of Projects GMP #6 Vicinity



City of Flagstaff maps and data are updated on a regular basis from data obtained from various sources. The City of Flagstaff endeavors to provide accurate information, but accuracy is not guaranteed. You are strongly encouraged to obtain any information you need for a business or legal transaction from a surveyor, engineer, title company, or other licensed professional as appropriate. Information is provided subject to the express condition that you knowingly waive any and all claims for damages against the City of Flagstaff relating to use of this information.



2/2/2024 2:24 PM