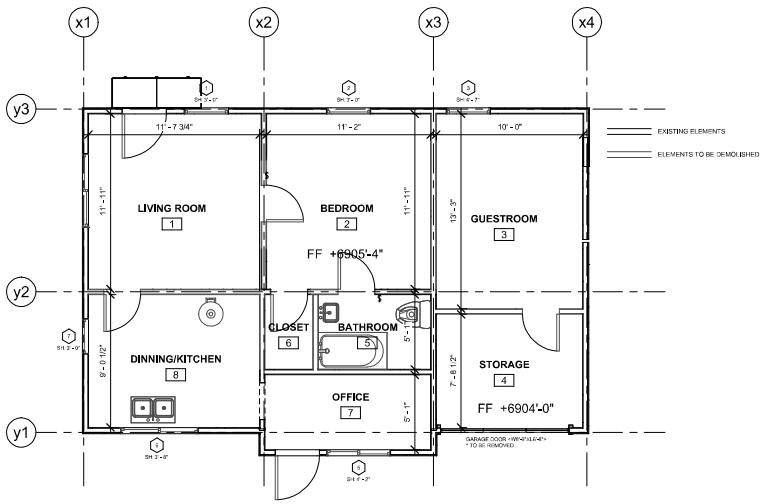

1 EXISTING FLOOR PLAN
1/4" = 1'-0"

WINDOW SCHEDULE(PROPOSED)						
#	Type	Width	Height	SH AFFL.	Glass	Description
N1	Single Hung with Trim	2' - 10"	5' - 3"	3' - 0"	LOW-E	MILGARD C650 FIBERGLASS
N2	Single Hung with Trim	2' - 10"	5' - 3"	3' - 0"	LOW-E	MILGARD C650 FIBERGLASS
N3	Single Hung with Trim	2' - 10"	5' - 3"	3' - 0"	LOW-E	MILGARD C650 FIBERGLASS
N4	Casement Dbl with Trim	4' - 4"	3' - 1"	4' - 2"	LOW-E	MILGARD C650 FIBERGLASS
N5	Casement Dbl with Trim	5' - 3"	3' - 3"	5' - 0"	LOW-E	MILGARD C650 FIBERGLASS
N6	Single Hung with Trim	2' - 5"	5' - 1"	3' - 0"	LOW-E	MILGARD C650 FIBERGLASS
N7	Single Hung with Trim	2' - 5"	5' - 1"	3' - 0"	LOW-E	MILGARD C650 FIBERGLASS
N8	Single Hung with Trim	2' - 5"	5' - 1"	3' - 0"	LOW-E	MILGARD C650 FIBERGLASS

DOOR SCHEDULE					
#	Room	"H"	"W"	"T"	Comments
A	LIVING/DINING	8' - 4"	3' - 2"	0' - 1"	Hollow Core / Interior
B	BEDROOM	7' - 0"	6' - 0"	0' - 1"	Double Barn Door / Interior
C	TOILET	7' - 0"	3' - 0"	0' - 1"	Pocket Door / Interior
D	CLOSET	7' - 0"	3' - 0"	0' - 1"	Pocket Door / Interior
E	OFFICE	7' - 0 1/2"	2' - 8"	0' - 1"	Solid Core / Exterior
J	LIVING/DINING	7' - 0 1/2"	2' - 8"	0' - 1"	Hollow Core / Interior

Building Insulation			
MARK	R-VALUE	U-VALUE	DESCRIPTION
CEILING	30+20(CAVITY+CONT.)	0,02	5" SPRAYED FOAM + 4,5" BATT INSULATION
FLOOR	30(CAVITY)	0,033	5" SPRAYED FOAM
WALL	20(CAVITY)	0,05	4" SPRAYED FOAM

NOTES

- CONTRACTOR SHALL VERIFY THAT THE DIMENSIONS SHOWN IN THE DRAWINGS MATCH TO THE EXISTING BUILDING BEFORE STARTING THE CONSTRUCTION. CONTRACTOR SHALL NOTIFY OWNER AND ARCHITECT OF ANY DIFFERENCES OF BUILDING CONDITIONS.
- DIMENSIONS FOR EXISTING WALLS ARE MEASURED FROM WALL FINISH TO FINISH
- DIMENIONS FOR NEW WALLS ARE MEASURED FROM OUTER FACE TO FACE OF WOOD STUDS
- CONSTRACTOR SHALL INSPECT THE EXISTING ROOF STRUCTURE AND NOTIFY OWNER AND ARCHITECT OF ANY ABNORMAL CONDITIONS IF ANY BEFORE STARTING CONSTRUCTION.

1. BREAKFAST BAR
2. NON-BEARING 2X2 STUD PARTITION. THE LOCATION AND DIMENSIONS WILL BE DETERMINED WHEN THE APPLIANCES ARE CHOSEN.
3. WOODEN BENCH
4. WOOD BURNING FIREPLACE. REFER TO SPEC SHEET
5. INSTALL TEMPERED GLASS FOR SHOWER STALL
6. 1 HR FIRE-RATED WALL ADDING 5/8" TYPE "X" BOARD
7. STACKED WASHER/ELEC. DRYER

ROOM SCHEDULE				
MARK	NAME	CEILING HEIGHT	AREA	COMMENTS
1	LIVING/DINING	8' - 0"	258 SF	
2	BEDROOM	8' - 0"	256 SF	
3	TOILET	8' - 0"	44 SF	
4	CLOSET	8' - 0"	93 SF	
5	OFFICE	8' - 0"	57 SF	
Total			708 SF	

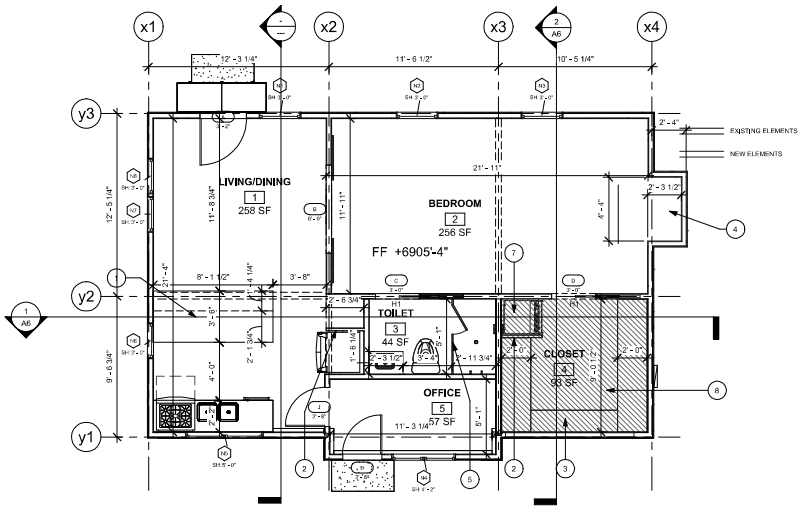

2 PROPOSED FLOOR PLAN
1/4" = 1'-0"

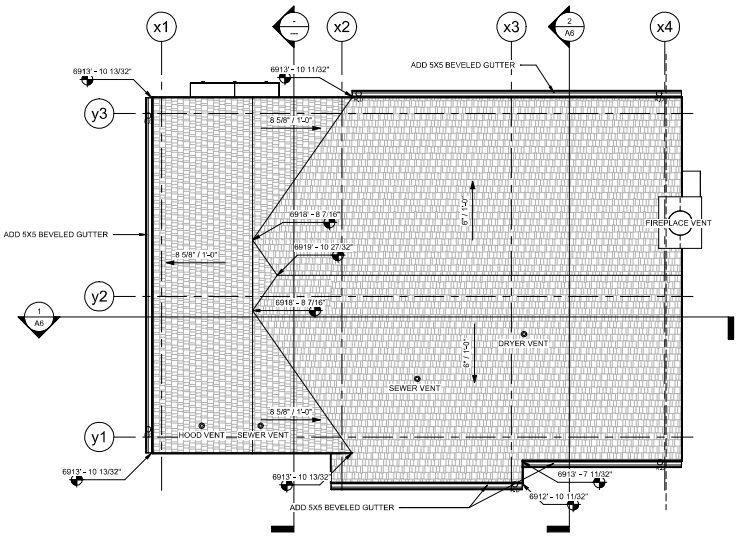

3 ROOF PLAN
1/4" = 1'-0"

ARCHITECTURE URBANISM
BHUJON KANG ARCHITECTS
BUILD ONLY WHAT WE TRULY BELIEVE
1000 W Forest Meadows St. Flagstaff, AZ 86001
(480) 221 - 7093
kang.bhujon@gmail.com

No.	Description	Date

REGISTERED ARCHITECT
CERTIFICATE NO.
61417
BHUJON KANG
STATE BOARD OF TECHNICAL REGISTRATION
ARIZONA U.S.A.
EXPIRES 03/31/25

CHERRY AVE HOME IMPROVEMENT

FLOOR PLAN

Project number	2105
Date	13 NOV 24
Drawn by	BKA
Checked by	BKA

A2

Scale 1/4" = 1'-0"

2024-11-13 ⊙ ® 11:18:22

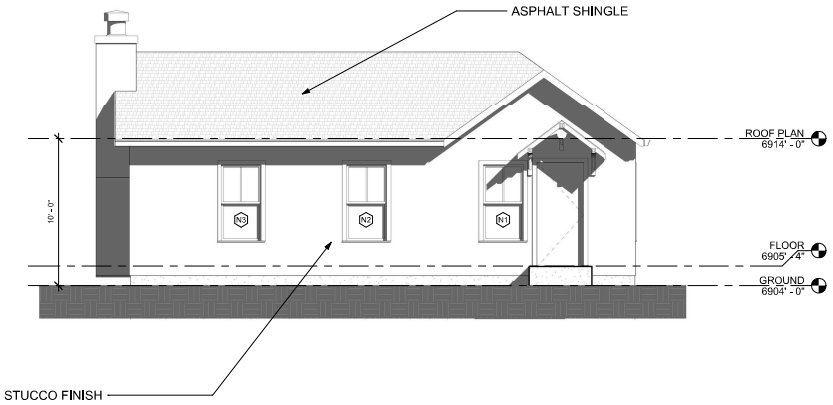

1 NORTH ELEVATION (PROPOSED)
1/4" = 1'-0"

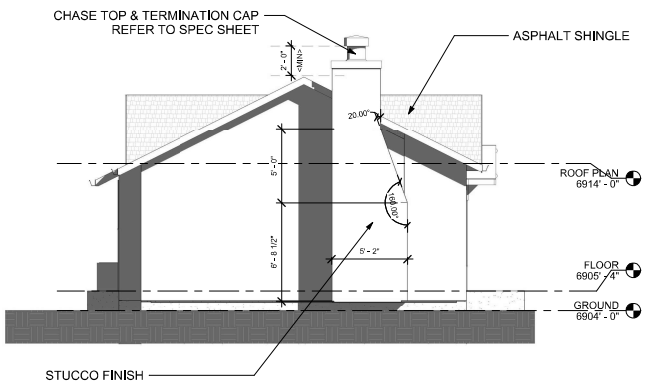

2 EAST ELEVATION (PROPOSED)
1/4" = 1'-0"

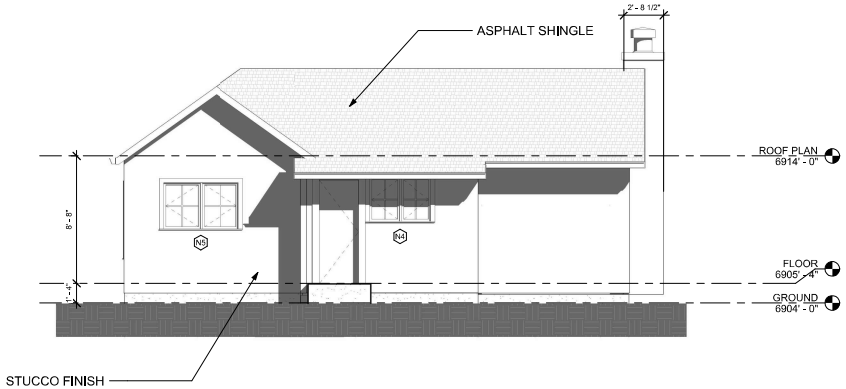

3 SOUTH ELEVATION (PROPOSED)
1/4" = 1'-0"

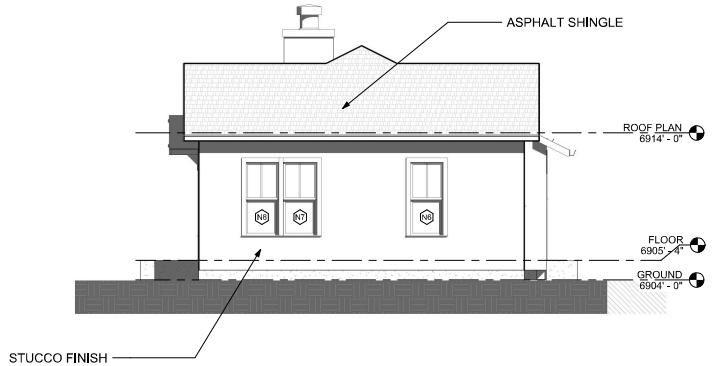

4 WEST ELEVATION (PROPOSED)
1/4" = 1'-0"

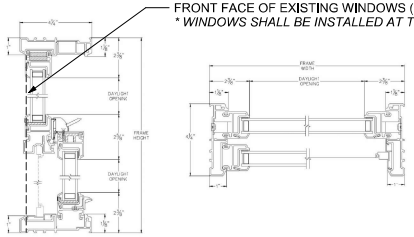

PROFILE SECTION OF NEW WINDOWS (SCALE: N/A)

WINDOW SCHEDULE(PROPOSED)

#	Type	Width	Height	SH AFFL.	Glass	Description
N1	Single Hung with Trim	2' - 10"	5' - 3"	3' - 0"	LOW-E	MILGARD C650 FIBERGLASS
N2	Single Hung with Trim	2' - 10"	5' - 3"	3' - 0"	LOW-E	MILGARD C650 FIBERGLASS
N3	Single Hung with Trim	2' - 10"	5' - 3"	3' - 0"	LOW-E	MILGARD C650 FIBERGLASS
N4	Casement Dbl with Trim	4' - 4"	3' - 1"	4' - 2"	LOW-E	MILGARD C650 FIBERGLASS
N5	Casement Dbl with Trim	5' - 3"	3' - 3"	5' - 0"	LOW-E	MILGARD C650 FIBERGLASS
N6	Single Hung with Trim	2' - 5"	5' - 1"	3' - 0"	LOW-E	MILGARD C650 FIBERGLASS
N7	Single Hung with Trim	2' - 5"	5' - 1"	3' - 0"	LOW-E	MILGARD C650 FIBERGLASS
N8	Single Hung with Trim	2' - 5"	5' - 1"	3' - 0"	LOW-E	MILGARD C650 FIBERGLASS

WEIGHTED WINDOW PERFORMANCE

MARK	CODE	DESCRIPTION	U-VALUE	R-VALUE	SOLAR HEAT GAIN	VISIBLE LIGHT TRANS.	AIR INFIL.
GLAZING	3210U, DSH	1/8" SunCoat (Low-E) over 1/8" 4th Surface HP Coating, Argon	0.290	3.45	0.27	0.48	0.1

* U-factor shall be 0.3 or better per N1102.1.2

ARCHITECTURE URBANISM
BHUJON KANG ARCHITECTS
BUILD ONLY WHAT WE TRULY BELIEVE
1000 W Forest Meadows St. Flagstaff, AZ 86001
(480) 221 - 7093
kang.bhujon@gmail.com

OWNER:
JAY DOUGLASS
PO BOX 306 FLAGSTAFF, AZ 86002
(928) 853-0588
canyonmanagementaz@gmail.com

NOTES:

- CONTRACTOR SHALL VERIFY THAT THE WINDOW DIMENSIONS SHOWN IN THE DRAWINGS MATCH TO THE EXISTING WINDOWS BEFORE STARTING THE JOB.CONTRACTOR SHALL NOTIFY OWNER AND ARCHITECT OF ANY DIFFERENCES OF BUILDING CONDITIONS.
- WINDOW INSTALLATION SHALL BE PERFORMED BASED ON SECTION 08 54 13, MASTER FORMAT™ 2004 EDITION, FIBERGLASS WINDOWS AND SPECIFICATIONS PROVIDED BY MANUFACTURER.

No.	Description	Date

REGISTERED ARCHITECT
CERTIFICATE NO.
61417
BHUJON KANG
DATE SIGNED 11/1/24
ARIZONA U.S.A.

EXPIRES 03/31/25

CHERRY AVE HOME IMPROVEMENT

PROPOSED ELEVATION

Project number	2105
Date	13 NOV 24
Drawn by	BKA
Checked by	BKA

A5

Scale 1/4" = 1'-0"

2024-11-13 © 11:18:31

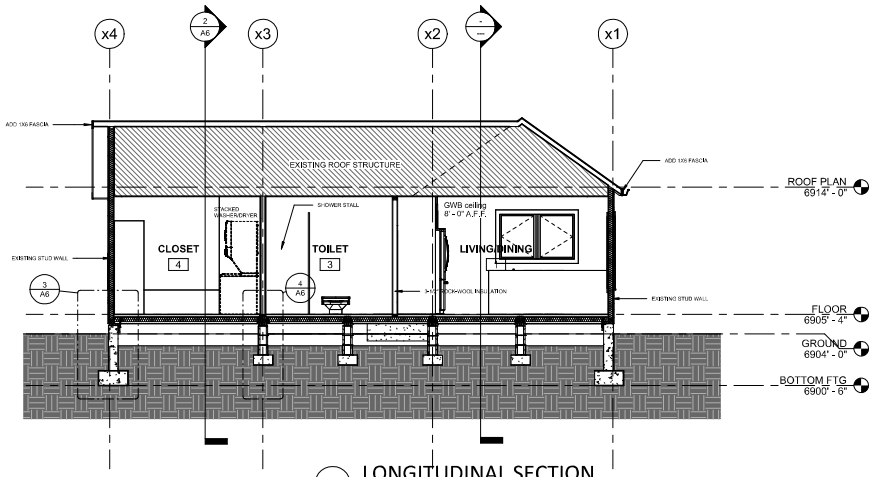

1 LONGITUDINAL SECTION
1/4" = 1'-0"

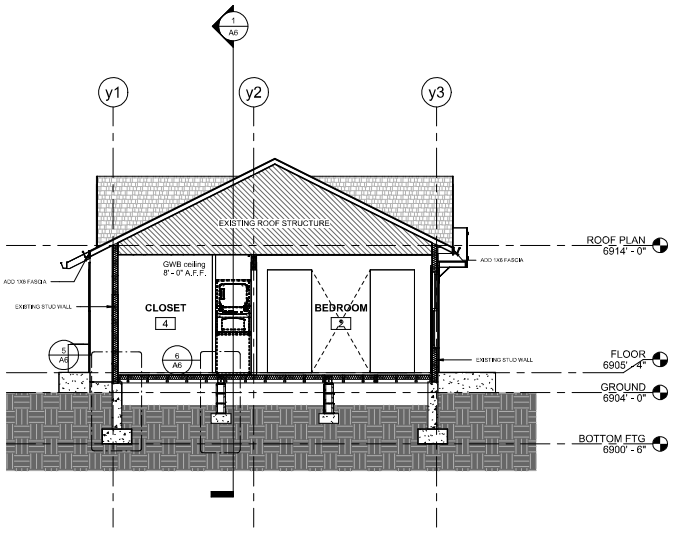

2 CROSS SECTION
1/4" = 1'-0"

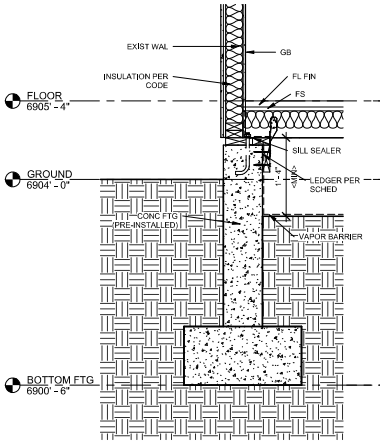

3 SECTION DETAIL-1
1" = 1'-0"

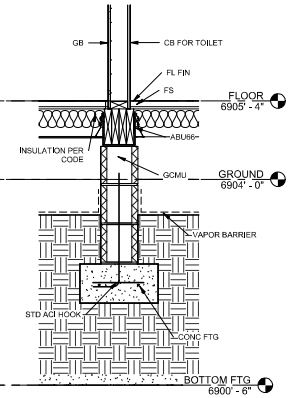

4 SECTION DETAIL-2
1" = 1'-0"

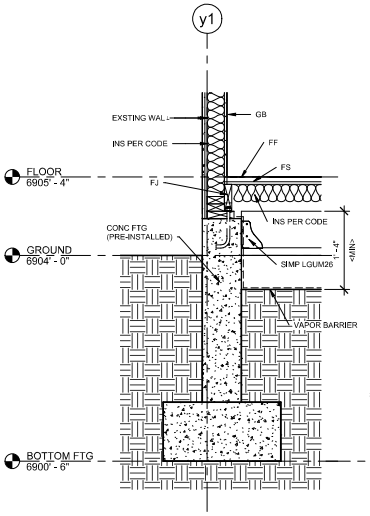

5 SECTION DETAIL-3
1" = 1'-0"

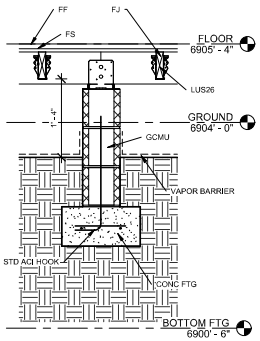

6 SECTION DETAIL-4
1" = 1'-0"

ARCHITECTURE URBANISM
BHUJON KANG ARCHITECTS
BUILD ONLY WHAT WE TRULY BELIEVE
1000 W Forest Meadows St. Flagstaff, AZ 86001
(480) 221 - 7093
kang.bhujon@gmail.com

No.	Description	Date

REGISTERED ARCHITECT
CERTIFICATE NO.
61417
BHUJON KANG
DATE SIGNED 11/13/24
ARIZONA U.S.A.
EXPIRES 03/31/25

CHERRY AVE HOME IMPROVEMENT

SECTION

Project number	2105
Date	13 NOV 24
Drawn by	BKA
Checked by	BKA

A6

Scale	As indicated

2024-11-13 오후 11:18:32

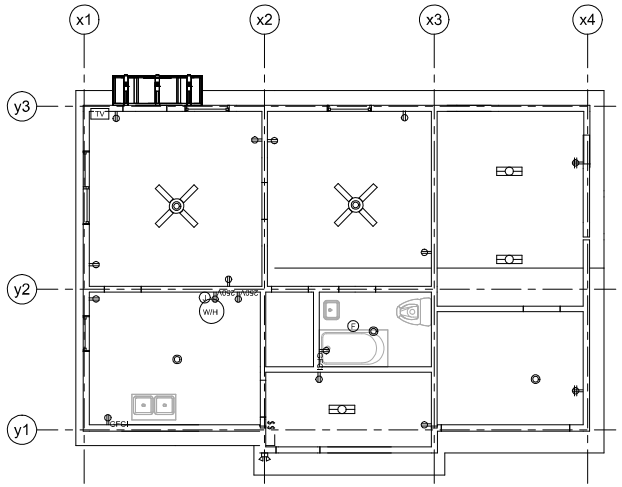

1 EXISTING ELEC./MECH. PLAN

1/4" = 1'-0"

SINGLE LINE DIAGRAM OF ELECTRICAL DISTRIBUTION SYSTEM (PROPOSED)

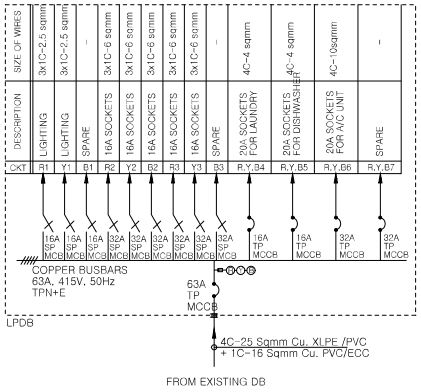

GENERAL NOTES

- ELECTRICAL WORK SHALL COMPLY WITH 2018 IRC CHAPTERS 34 THROUGH 41.
- FIXTURES, FITTINGS, BOXES, AND RECEPTACLES LOCATED IN DAMP OR WET LOCATIONS SHALL BE "LISTED" TO BE SUITABLE FOR SUCH LOCATION.
- ALL RECEPTACLES OUTLETS SHALL BE TAMPER RESISTANT
- ALL 125V, 15 & 20 AMP SHALL BE PROVIDED WITH ARC-FAULT CIRCUIT INTERRUPTER PROTECTION (COMBINATION TYPE), PURSUANT TO 2017 NEC ALL ELECTRICAL OUTLETS IN GARAGE TO BE GFCI PROTECTED
- ALL ELECTRICAL OUTLETS IN SERVING KITCHEN, COUNTER TOPS & WITHIN 6' OF A BAR SINK SHALL BE GFCI PROTECTED
- (2) OR MORE 20-AMP SMALL APPLIANCE CIRCUITS SHALL BE PROVIDED TO SERVE ALL RECEPTACLE OUTLETS IN THE KITCHEN, BREAKFAST ROOM, AND DINING ROOM SUCH CIRCUITS SHALL HAVE NO OTHER OUTLETS, PURSANT TO 2018 IRC
- AT LEAST ONE 20-AMP BRANCH CIRCUIT SHALL BE INSTALLED TO SERVE THE LAUNDRY ROOM, AND THIS CIRCUIT SHALL HAVE NO OTHER OUTLETS, PURSUANT TO 2018 IRC
- ALL CONDUCTORS UNDER SLAB OR UNDERGROUND SHALL BE LISTED FOR USE IN WET LOCATIONS, METAL BOXES SHALL BE USED IN GARAGE TO HOUSE CONTIGUOUS
- ONLY APPROVED OUTLET BOXES SHALL BE USED FOR CEILING FANS PURSANT TO 2018 IRC
- LIGHTING FIXTURES IN CLOTHES CLOSETS SHALL BE INSTALLED IN ACCORDANCE WITH 2018 IRC
- ALL SMOKE DETECTORS MUST BE INTERCONNECTED WITH A POWER SOURCE FROM THE BUILDING WIRING, AND SHALL BE EQUIPPED WITH BATTERY BACKUP AND SHALL BE INTERCONNECTED TO ACTIVATE ALL ALARMS IN DWELLING
- EACH HOSE BIBB SHALL HAVE A BACKFLOW PREVENTER INSTALLED ON THE DISCHARGE SIDE OF A HOSE THREADED OUTLET
- OUTLETS FOR RANGES & CLOTHES DRYERS, SHALL BE A 3-POLE W/ GROUND TYPE, FOUR WIRE, GROUNDING-TYPE FLEXIBLE CORDS ARE REQUIRED FOR RANGES & CLOTHES DRYERS, THE BONDING JUMPER SHALL NOT CONNECT BETWEEN THE NEUTRAL TERMINAL & THE FRAME OF THE APPLIANCE
- MINIMUM 90% OF NEW LIGHTINGS SHALL BE HIGH EFFICIENCY PER N1104.1
- GAS FIREPLACE HAS A DIRECT-VENT APPLIANCE PER G2406.2, SEE ATTACHED SPEC.

MECHANICAL & PLUMBING CODE COMPLIANCES

- PLUMBING SHALL COMPLY WITH IRC 2018 CHAPTERS 11, 25 THROUGH 32 DRAIN AND VENT LINES SHALL BE SCHEDULE 40 ABS
- BATHTUB AND SHOWER ENCLOSURES SHALL BE FINISHED PURSUANT TO IRC 2018, WITH CERAMIC TILE OR A LISTED
- ENCLOSURE TO A HEIGHT OF 72 INCHES ABOVE THE DRAIN, PURSUANT TO IRC 2018
- GAS APPLIANCES SHALL BE PIPED ACCORDING TO 2018 IRC
- PROVIDE PRESSURE AND TEMPERATURE RELIEF VALVE AT WATER HEATER, PERSUANT TO IRC 2018
- MECHANICAL SHALL COMPLY WITH 2018 IRC CHAPTERS 12 THROUGH 22
- THE DWELLING MUST BE PROVIDED WITH HEATING CAPABLE OF MAINTAINING A ROOM TEMPERATURE OF 68 DEGREES AT A POINT THREE FEET ABOVE THE FLOOR PURSUANT TO IRC 2018
- PROGRAMMABLE THEMOSTATS SHALL BE PROVIDED PER IRC 2018 N1103.1.
- DUCTS, AIR HANDLERS AND FILTER BOXES SHALL BE INSTALLED PER IRC 2018 N1103.3.
- MECHANICAL SYSTEM PIPING INSULATION SHALL BE INSTALLED PER IRC 2018 N1103.4, N1103.5.
- MECHANICAL VENTILATION SHALL COMPLY WITH IRC 2018 N1103.6
- ALL SEWER PIPE SLOPE SHALL BE STEEPER THAN 1/4" = 1'-0".

HEATING&COOLING SYSTEM

- FURNACE: Armstrong 45K 95% efficient furnace (attic installation)
- A/C: Armstrong 14 SEER 2 ton AC system

MINIMUM SERVICE LOAD CALCULATION PER UNIT
2,130 = 3 x 710 (General lighting and general use receptacle outlets)
3,000 = 1,500 x 2 (20-ampere-rated small appliance and laundry circuits)
8,000 = The nameplate volt-ampere rating of the appliances
11,252 = Apply the following demand factors to the above subtotal
3,504 = the nameplate rating(s) of the A/C systrem (14.6 x 240)
61.4A = Total (divided by 240v)

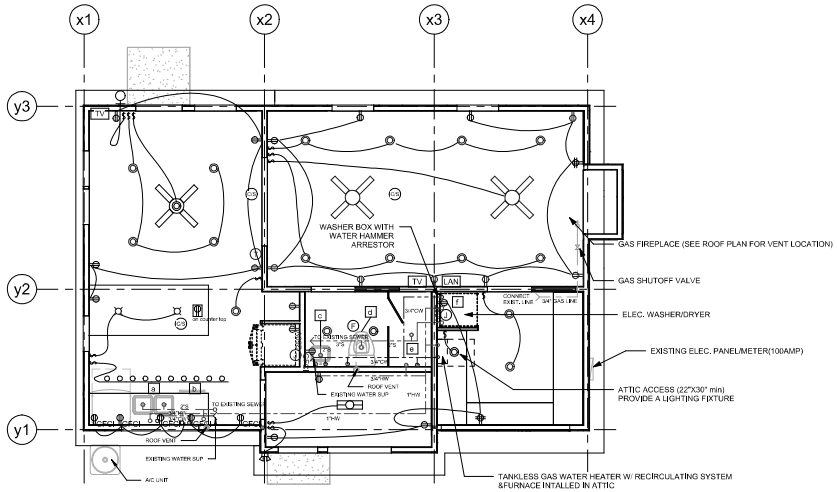

2 PROPOSED ELEC./MECH. PLAN

1/4" = 1'-0"

New Plumbing Fixture Schedule

Room	Mark	Unit Description	Flow rate (gpm)
GREAT ROOM	a	Sink - Kitchen - Double	2,5
GREAT ROOM	b	Dishwasher	2,75
TOILET2	c	Sink - Island - Single	2
TOILET2	d	Water Closet - Quiet Flush Tank	1,6
TOILET2	e	Shower Stall - Rectangular	4
CLOSET	f	Washer	4

* ALL OF THE FIXTURES ARE NEW.

16.85

ARCHITECTURE URBANISM

BHUJON KANG ARCHITECTS

BUILD ONLY WHAT WE TRULY BELIEVE

1000 W Forest Meadows St. Flagstaff, AZ 86001
(480) 221 - 7093
kang.bhujon@gmail.com

- DUPLEX OUTLET
- GFCI GFCI PROTECTED DUPLEX OUTLET
- SURFACE MOUNTED DUPLEX OUTLET
- WR WEATHER RESISTANT DUPLEX OUTLET
- 250V 125/250V DUPLEX OUTLET
- QUADRUPLEX OUTLET
- HB HOSE BIBB
- $ 1-WAY SWITCH
- $3 3-WAY SWITCH
- ELECTRIC PANEL
- CO2/SMOKE DETECTOR
- T THERMOSTAT
- TV TELEVISION OUTLET
- LAN LOCAL AREA NETWORK OUTLET
- F VENTILATION FAN
- SCONCE LIGHTS
- DOWN LIGHTS
- T5 LED LIGHTS
- SUSPENDED LIGHTS
- EXTERIOR LIGHTS
- TRACK LIGHTS

No.	Description	Date

REGISTERED ARCHITECT
CERTIFICATE NO.
61417
BHUJON KANG
STATE BOARD OF TECHNICAL REGISTRATION
ARIZONA, U.S.A.
EXPIRES 03/31/25

CHERRY AVE HOME IMPROVEMENT

ELECTRICAL / MECHANICAL PLAN

Project number	2105
Date	13 NOV 24
Drawn by	BKA
Checked by	BKA

MEP

Scale 1/4" = 1'-0"

2024-11-13 ⊙ ® 11:18:34

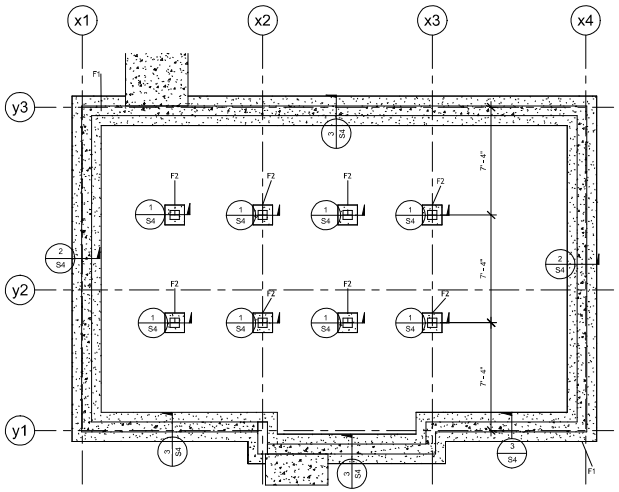

1 FOUNDATION PLAN
1/4" = 1'-0"

HEADER SCHEDULE				
#	SIZE	TRIMMER STUD(S)	KING STUD(S)	NOTES
H1	(2) 2 x 4 HF#2	(1) 2x6 HF #2	(1) 2x6 HF #2	
H2	(2) 2 x 6 HF#2	(1) 2x6 HF #2	(1) 2x6 HF #2	
H3	6X8 DF#2	(2) 2x6 HF #2	(1) 2x6 HF #2	

LEDGER SCHEDULE		
MARK	SIZE	NOTES
L1	2x6 DF #2 w/ (2)-SIMPSON TITEN@16" O.C	

CONCRETE FOUNDATION SCHEDULE						
#	"W"	"T"	LONGI. REINF.	TRANS. REINF.	DESCRIPTION	
F2	1' - 4"	0' - 8"	2#4	2#4		
F1	2' - 0"	1' - 0"	SEE ATTACH.	SEE ATTACH.	PRE-INSTALLED	

FLOOR JOIST SCHEDULE				
MARK	SIZE	SPACING	CONNECTIONS	NOTES
FJ1	2X6 DF#2	24"	LU26 & H8	
FJ2	2X6 DF#2	16"	LU26 & H8	

COLUMN SCHEDULE			
MARK	SIZE	BASE CONNECTIONS	NOTES
C1	8X8 MASONRY BLOCK	SEE DETAILS	

FLOOR BEAM	
MARK	TYPE
FB1	(3)2X8 DF#2 w/ SIMPSON ABU66Z & LGUM26
FB2	(4)2X8 DF#2 w/ SIMPSON ABU88Z & LGUM26

NOTES

- CONTRACTOR SHALL VERIFY THAT THE DIMENSIONS AND SLOPES SHOWN IN THE DRAWINGS MATCH TO THE EXISTING BUILDING BEFORE STARTING THE CONSTRUCTION. CONTRACTOR SHALL NOTIFY OWNER AND ARCHITECT OF ANY DIFFERENCES OF BUILDING CONDITIONS.
- CONSTRACTOR SHALL INSPECT THE EXISTING ROOF STRUCTURE AND NOTIFY OWNER AND ARCHTJECT OF ANY ABNORMAL CONDITIONS IF ANY BEFORE STARTING CONSTRUCTION.

1 3/4" PLYWOOD OR OSB TUNGUE AND GROOVE SHEATHING. FASTEN TO FRAMING WITH GLUE AND 8d COMMON OR 10d BOX NAILS AT 6" O.C. AT ALL PANEL EDGES, 12" O.C. IN THE FIELD. INSTALL WITH LONG DIMENSION OF PLYWOOD PERPENDICULAR TO SUPPORTS. STAGGER END JOINTS. AT CONTRACTORS OPTION, USE #8 WOOD SCREWS WITH 1 1/2" MIN EMBED INTO FRAMING MEMBER IN LIEU OF NAILS.

2 FLOOR JOIST MATCH TO EXTERIOR WALL OF FIRE PLACE; SPACING REDUCED

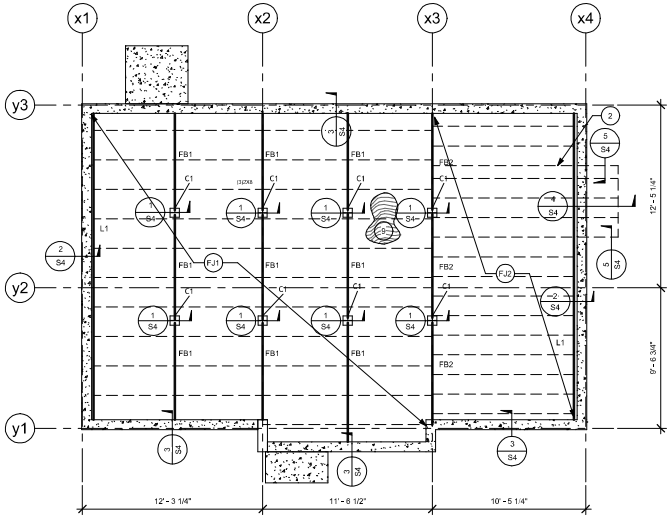

2 FLOOR FRAMING PLAN
1/4" = 1'-0"

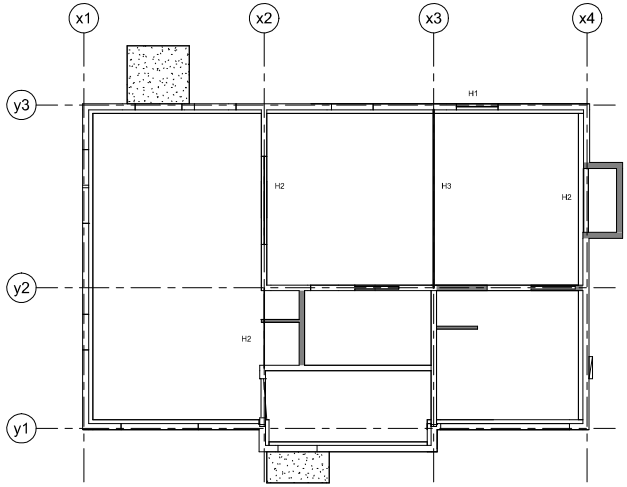

3 WALL FRAMING PLAN
1/4" = 1'-0"

ARCHITECTURE URBANISM
BHUJON KANG ARCHITECTS
BUILD ONLY WHAT WE TRULY BELIEVE
1000 W Forest Meadows St. Flagstaff, AZ 86001
(480) 221 - 7093
kang.bhujon@gmail.com

No.	Description	Date

61417 BHUJON KANG REGISTERED ARCHITECT ARIZONA, U.S.A.
EXPIRES 03/31/25

CHERRY AVE HOME IMPROVEMENT

STRUCTURAL PLAN

Project number	2105
Date	13 NOV 24
Drawn by	BKA
Checked by	BKA

S3

Scale 1/4" = 1'-0"

2024-11-13 2:8 11:18:35

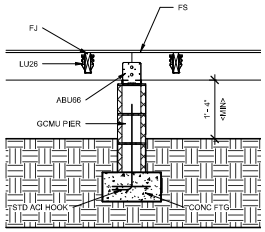

1 FLOOR BEAM SUPPORT
3/4" = 1'-0"

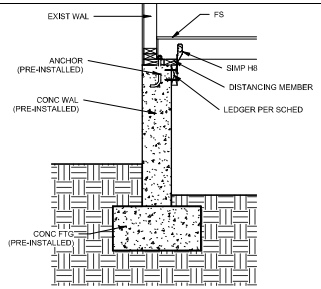

2 FLOOR CONNECTION-1
3/4" = 1'-0"

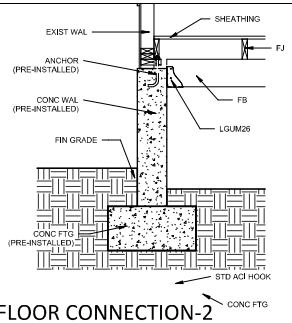

3 FLOOR CONNECTION-2
3/4" = 1'-0"

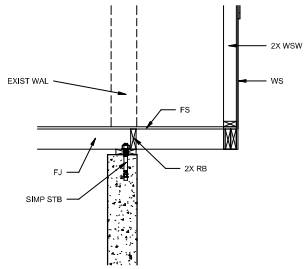

4 FIRE PLACE CANTILEVERED WALL-1
3/4" = 1'-0"

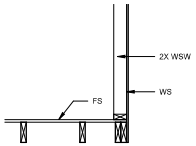

5 FIRE PLACE CANTILEVERED WALL-2
3/4" = 1'-0"

ARCHITECTURE URBANISM
BHUJON KANG ARCHITECTS
BUILD ONLY WHAT WE TRULY BELIEVE
1000 W Forest Meadows St. Flagstaff, AZ 86001
(480) 221 - 7093
kang.bhujon@gmail.com

No.	Description	Date

61417
BHUJON
KANG
REGISTERED ARCHITECT
ARIZONA U.S.A.
EXPIRES 03/31/25

CHERRY AVE HOME IMPROVEMENT

STRUCTURAL DETAIL

Project number	2105
Date	13 NOV 24
Drawn by	Author
Checked by	Checker

S4

Scale 3/4" = 1'-0"

2024-11-13 ☐ ® 11:18:35