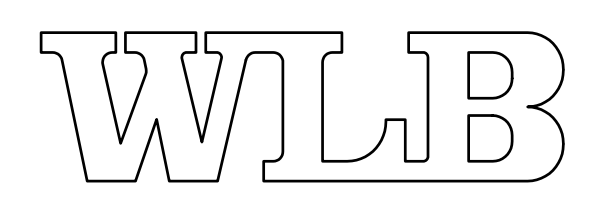
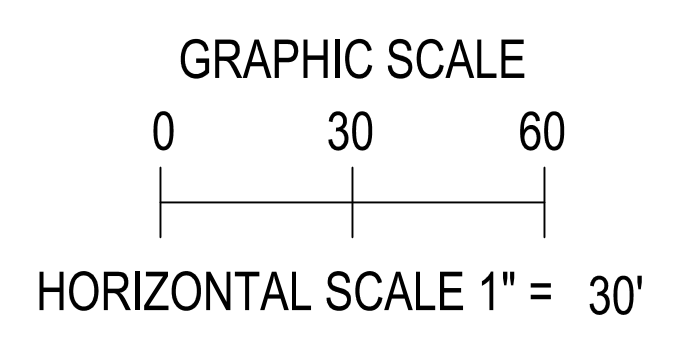



**NEW PARK AMENITIES**

- |  |                          |
|--|--------------------------|
| (A) PARK MAINTENANCE ACCESS ONLY                         | (K) EXERCISE STATION     |
| (B) BIKE RACK  | (L) SPORT COURT          |
| (C) RAMADA - INCLUDES BBQ, PICNIC TABLES, AND RECEPTACLE | (M) POLLINATOR GARDEN    |
| (D) PORTABLES - ONE ADA ACCESSIBLE                       | (N) COMMUNITY GARDEN     |
| (E) PLAYGROUND FOR AGES 2-5 YEARS                        | (O) SMALL DOG PARK       |
| (F) PLAYGROUND FOR AGES 5-12 YEARS                       | (P) LARGE DOG PARK       |
| (G) SWING SET  | (Q) NINJA COURSE         |
| (H) ROCK PLAY AREA                                       | (R) TURF PLAY AREA       |
| (I) SLACK LINES AND HAMMOCK AREA                         | (S) NEW STORMWATER BASIN |
| (J) BIKE PARK  | (T) 8" THICK WALL        |
|  | (U) 5' SIDEWALK          |



120 N. Beaver Street, Suite 100 Flagstaff, AZ 86001  
 Ph: (928) 779-1500

Engineering | Planning | Surveying  
 Landscape Architecture | Urban Design

# HIGHLAND MESA PARK

## LAYOUT PLAN



N:\31808\08\004 - C0F West Side Park\king\Cur-Shs\Improvement\Concept Plan\Colored Layout.dwg, 2/18/2025 8:34:15 AM