

Flagstaff Police Department 2025









The mission of the Flagstaff Police Department is to Protect and preserve life, property, and public order through elite service to the Flagstaff community.


Our MISSION

To protect and preserve life, property and public order by providing exemplary service.

Our VALUES

-  We serve with **INTEGRITY**
-  We lead with **EMPATHY**
-  We are committed to the **PRESERVATION OF LIFE**
-  We act with **COURAGE**
-  We provide **ELITE SERVICE**
-  We promote **TRANSPARENCY**

 **This is our promise.**
To our community, to each other,
and to the badge that we wear.

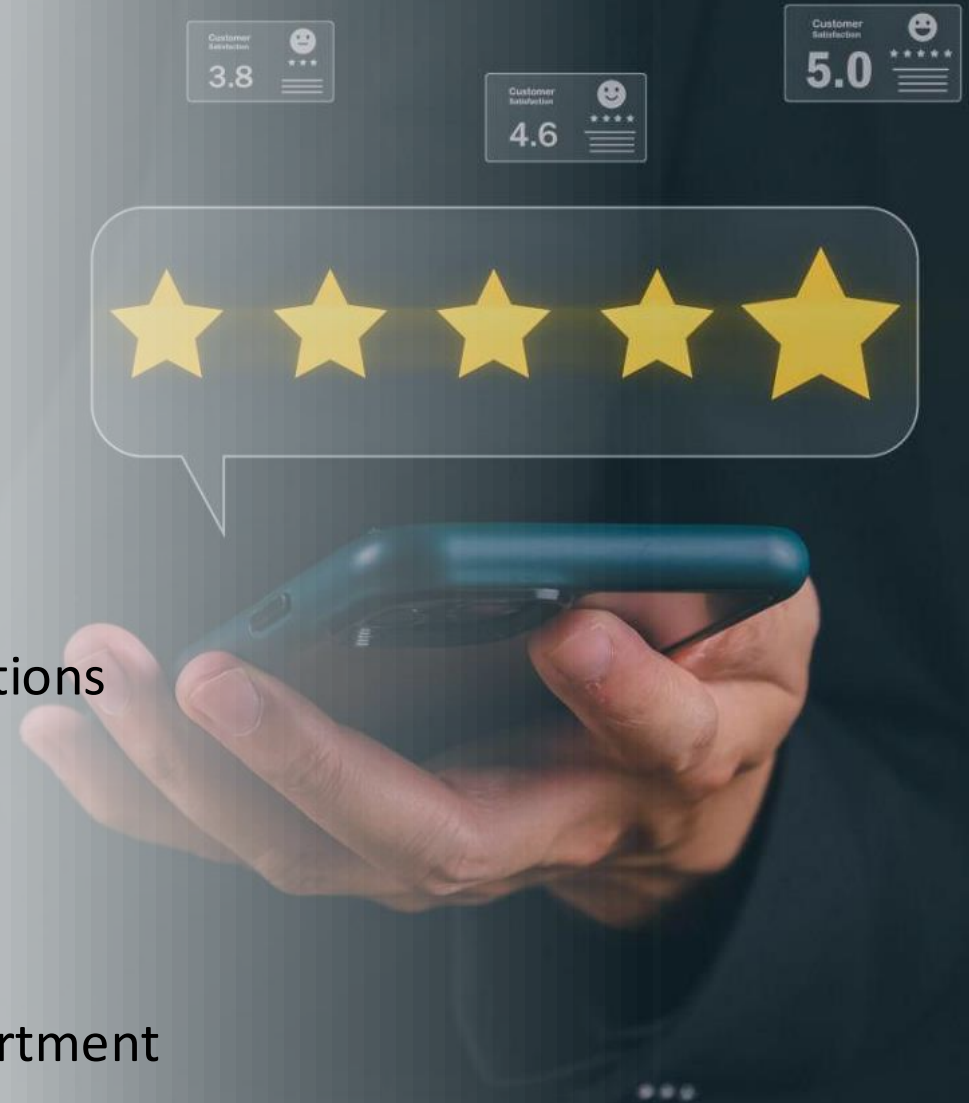


TEMPERANCE ★ COURAGE ★ JUSTICE ★ WISDOM



What We're Doing Well

- Professional and respectful interactions with staff
- Strong performance during emergency response situations
- Positive feedback on community engagement efforts
- Clear communication during calls and follow-up
- 89% Overall satisfaction with the Flagstaff Police Department



Patrol Operations



- Approximately 72,000 Calls for Service
 - 566 Calls for Service | 188 Incidents at Mountain Line Bus Stops and Transit Centers alone
- Top 3 locations for calls for service
 - 2601 E Huntington Dr
 - 4185 E Huntington Dr
 - 2700 S Woodlands Village Blvd
- 16,599 Total Police Reports
- 51 Patrol Officers
 - 1,020 CFS/Officer/Year
 - 369 Reports/Officer/Year
 - 113 Arrests/Officer/Year

- 11% reduction in violent crime, 1% reduction in property crime
- 10% reduction in shelter-related calls and victimization
- Downtown Flagstaff Walking Beat enhancements
- Woods Watch Program expanded & new side by side
 - 88 camp locations have been identified and followed up on by officers
- 23 Narcan Saves
- 10-15 De-escalation Incidents





Traffic Enforcement & Safety

- 5 Fatal Collisions
- 34 Serious Injury Collisions
- 1,643 Non-Injury Collisions
- 9 Train Related Fatalities
- 104 DUI Accidents
- Data-driven deployment at high-risk intersections
- Top 5 intersections for collisions | citations | violations
 - E Ponderosa Pkwy / E Route 66
 - E Route 66 / N Fourth St
 - S Milton Rd / W Butler Ave
 - E Route 66 / N Switzer Canyon Dr
 - N Humphreys St / W Route 66

Criminal Investigations Division

2,691 cases assigned | 2,252 cleared (73%)

808 violent crime investigations

117 arrests

200+ search warrants served

44 SWAT deployments supporting high-risk operations

METRO siezed over 80,000 fentanyl pills locally

North Star Task Force

3 Anti-Human Trafficking Ops | 27 Arrests

Supported thousands of victims



How we address crime weekly



Flagstaff Police Department – Weekly Crime Report Flagstaff, Arizona Tuesday, December 30, 2025



BASED ON REPORTS FINALIZED IN THE RMS – FOR LAW ENFORCEMENT ONLY – PRELIMINARY DATA NOT FOR EXTERNAL DISSEMINATION

PART ONE CRIME STATISTICS – Week is Monday through Sunday

	Weekly Comparison			28 Day Comparison			56 Day Comparison			YTD		
	Current	Previous	% Change	Current	Previous	% Change	Current	Previous	% Change	Current	Previous	% Change
Part 1 Crime Types	12/22/2025 - 12/28/2025	12/15/2025 - 12/21/2025		12/01/2025 - 12/28/2025	11/03/2025 - 11/30/2025		11/03/2025 - 12/28/2025	09/08/2025 - 11/02/2025				
Homicide	0	0	0.00%	0	1	-100.00%	1	1	0.00%	3	5	-40.00%
Sexual Assault	1	1	0.00%	3	7	-57.14%	10	7	42.86%	55	56	-1.79%
Robbery	0	0	0.00%	0	1	-100.00%	1	4	-75.00%	21	32	-34.38%
Aggravated Assault	4	8	-50.00%	19	17	11.76%	36	31	16.13%	201	219	-8.22%
Total Violent Offenses	5	9	-44.44%	22	26	-15.38%	48	43	11.63%	280	312	-10.26%
Residential Burglary	0	2	-100.00%	4	1	300.00%	5	6	-16.67%	39	51	-23.53%
Commercial Burglary	0	0	0.00%	0	4	-100.00%	4	1	300.00%	26	28	-7.14%
Burglary from Vehicle	2	0	200.00%	18	7	157.14%	25	20	25.00%	169	111	52.25%
Auto Theft	0	1	-100.00%	3	5	-40.00%	8	8	0.00%	54	81	-33.33%
Arson	0	0	0.00%	1	0	100.00%	1	6	-83.33%	21	14	50.00%
Larceny Theft	32	24	33.33%	110	139	-20.86%	249	213	16.90%	1403	1458	-3.77%
Total Property Offenses	34	27	25.93%	136	156	12.82%	292	254	14.96%	1712	1743	-1.78%

ARRESTS, CALLS FOR SERVICE, DOMESTIC VIOLENCE – Week is Monday through Sunday

	Weekly Comparison			28 Day Comparison			56 Day Comparison			YTD		
	Current	Previous	% Change	Current	Previous	% Change	Current	Previous	% Change	Current	Previous	% Change
	12/22/2025 - 12/28/2025	12/15/2025 - 12/21/2025		12/01/2025 - 12/28/2025	11/03/2025 - 11/30/2025		11/03/2025 - 12/28/2025	09/08/2025 - 11/02/2025				
Arrests												
Felony	22	26	-15.38%	79	89	-11.24%	168	142	18.31%	1058	1108	-4.51%
Misdemeanor	60	69	-13.04%	253	310	-18.39%	563	586	-3.92%	3739	3438	8.76%
Warrants	18	6	200.00%	64	62	3.23%	126	177	-28.81%	1014	989	2.53%
Calls for Service												
Priority 1 through 3	562	595	-5.55%	2,427	2,632	-7.79%	5,059	6,107	-17.16%	37,736	39,764	-5.10%
Priority 4 through 6	441	583	-24.36%	2,079	2,159	-3.71%	4,238	4,882	-13.19%	33,632	33,474	0.47%
Total Calls for Service	1003	1178	-14.86%	4,506	4,791	-5.95%	9,297	10,989	-15.40%	71,368	73,238	-2.55%
DV Related												
DV Incidents	50	43	16.28%	159	150	6.00%	309	278	11.15%	1862	1729	7.69%
DV Arrests	29	22	31.82%	77	69	11.59%	146	106	37.74%	887	783	13.28%

Flagstaff Police Department – Weekly Crime Report

TRAFFIC DETAIL – Week is Monday through Sunday

	Weekly Comparison			28 Day Comparison			56 Day Comparison			YTD		
	Current	Previous	% Change	Current	Previous	% Change	Current	Previous	% Change	Current	Previous	% Change
	12/22/2025 - 12/28/2025	12/15/2025 - 12/21/2025		12/01/2025 - 12/28/2025	11/03/2025 - 11/30/2025		11/03/2025 - 12/28/2025	09/08/2025 - 11/02/2025				
Traffic												
Fatal Accidents	0	0	0%	0	0	0.00%	-	1	-100.00%	5	5	0.00%
Injury Accidents	0	4	-100%	22	37	-40.54%	59	68	-13.24%	390	462	-15.58%
Non-Injury Accidents	0	30	-100.00%	78	122	-36.07%	200	244	-18.03%	1,620	1852	-12.53%
DUI Investigations	7	17	-58.82%	50	55	-9.09%	105	97	8.25%	654	559	16.99%
DUI Accidents	0	2	-100.00%	5	8	-37.50%	13	20	-35.00%	103	101	1.98%
Traffic Stops	136	183	-25.68%	613	612	0.16%	1,225	1,381	-11.30%	11,303	10,680	5.83%

Communications Center

- Near full staffing
 - Hired 17 people between July and October
 - Reduced turnover from 100% to 6%
- High Volume managed
 - 181,560 total calls answered
 - Over 400 calls deflected to Solari
- Improved training, culture, and retention
 - 8,108 hours of Training time logged
 - Revamped new hire orientation process
- Dispatch Time for Priority 1
 - 0.64 minutes
- 88% of Fire calls dispatched within 60 Seconds



Support Services

- Records reorganization improved service and efficiency
- 9,267 Reports Disseminated | 288 Body Worn Camera Video Requests
- Evidence Unit Improvements – retention policy updates
- 6,809 items of evidence received | 4,780 destroyed | 709 released
- Property Control enhancements (fleet & security)
- PFM work load assessment completed



Animal Control

- 100% Level I National Certification achieved – first time in department history at full certification
- Tranquilization certification completed
- Responded to high volume of animal-related calls
 - 2,525 Calls for Service
 - 388 Reports
 - 29 Citations
 - 417 Animals Impounded



Public Relations & Media

- 1200+ Social Media Posts
- 129 Media/News Releases
- 85+ Community Relations Events with over 55,000 in attendance
- Creation of Media Room



Community Engagement


- 2 Successful Citizen Police Academies
- 1100+ Volunteer Hours
- 1350+ Internship Hours
- 300+ Reserve Hours
- Chief's Advisory Boards Established:
 - Indigenous Advisory Board
 - Cross-Ability Advisory Board
 - Hispanic Advisory Board – coming soon



Hiring & Recruitment

44 Total Hires | 17 Sworn | 27 Professional Staff | 10% Vacancy

- Reorganization of Recruitment and Public Relations Team
 - 3 Dedicated Officers
- 244 Sworn Applications Received
 - 233 Passed | 17 Hired
- Facilitated 2 Academy Classes
- 5-10 Recruitment Events
- 3 Lateral Hires
- 38 Separations



Current Workforce & Staffing

Sworn: 116/121 (95.9%) 5 Vacancies

- Approximately 17% sworn unavailable for full operational deployment (FTO, Academy, Admin leave, Light duty)
- Investigations fully staffed
- Academy active (5 recruits progressing well)
- Testing May 30 & June 1
- Five backgrounds in Progress (2 with conditional offers)
- Risks: Impending Departures

Professional Staff: 56/62 (90.3%) 6 Vacancies

- Administrative Specialist, Police Records Customer Service Representative, Police Aide, Police Emergency Communications Specialists (3)
- One Police Emergency Communications Specialists in Background.

Awards & Recognition

- Arizona Narcotic Officers Association's Narcotics Group of the Year Award
- Exchange Club Officer of the Year – Officer Simmons
- Lindstrom Leader of the Year – Lieutenant Beckman
- VFW Officer of the Year – Corporal Medley
- 2025 FPD Awards to be announced in May
 - FPD Officer of the Year
 - FPD Investigator of the Year
 - FPD Professional Staff of the Year
 - Val Hernandez Excellence Award



Technology & Innovation

- CAD/RMS replacement progress
- Peregrine platform implementation
- Real-time data dashboards
- Enhanced digital forensics capabilities
- Introduction of AI-assisted report writing





Fleet & Equipment

- **Vehicle Replacements**
 - 4 hybrid police interceptor Explorers received | 2 on-line, 2 pending build
- **Branding**
 - PD facility wall wraps
 - Digital messaging boards
 - Gratitude boards
- **Flagstaff Police Facility Expansion Design**

Wellness & Resilience

- Intro of Department Wellness K9 | AZ Complete Health
- Expanded wellness programming and peer support
- Focus on employee mental health and resilience | Redemption
- Struggle Well



Questions?



TEAM FLAGSTAFF



WE MAKE THE CITY BETTER