GENERAL EXTERIOR NOTE:
PROVIDE SLEEVE, BOOT, OR OTHER APPROPRIATE PENETRATION MATERIAL FOR A CLEAN TRANSITION FROM EXTERIOR TO INTERIOR FOR ALL CONDUIT WIRE, PIPE ETC. OWNER MUST APPROVE METHOD AND FINISH BEFORE BUILDING COMPLETION.

STOREFRONT FRAMING & GLAZING NOTE
-GENERAL CONTRACTOR SHALL VERIFY AND COMPLY WITH ANY GOVERNING REQUIREMENTS FOR IMPACTED RATED STOREFRONT SYSTEMS.
-THERMALLY BROKEN SYSTEM AS REQD. PER IECC.
-PROVIDE GRAY TINTED GLASS FOR SOUTH AND WEST FACING STOREFRONTS.
-G.C. SHALL VERIFY AND COMPLY WITH ANY GOVERNING REQUIREMENTS FOR IMPACTED RATED GLAZING AND/OR STOREFRONT FRAMING. ALL EXTERIOR GLASS TO BE TEMPERED.
-GLAZING UNITS SHALL HAVE A MINIMUM 1" OVERALL THICKNESS
-GLAZING INTERSPACE CONTENT SHALL BE AIR
-PROVIDE PYROLYTIC LOW-E COATING ON SURFACE NUMBER 2 (#3 w/ GRAY TINTED GLAZING)
-MINIMUM GLAZING VALUES ARE:
TRANSMITTANCE - 68% FOR CLEAR (16% FOR GRAY TINTED)
U-VALUE - 0.29 FOR CLEAR (.47 FOR GRAY TINTED)
SHADING COEFFICIENT - 0.43 FOR CLEAR (.35 FOR GRAY TINTED)
LIGHT TO SOLAR GAIN - 1.8 FOR CLEAR (.53 FOR GRAY TINTED)

FRONT ENTRANCE BOLLARD NOTE
-PROVIDE BOLLARDS AT THE FRONT ENTRANCE ON ALL RISK CLASS 4 STORES. PROVIDE BOLLARDS FOR RISK CLASS 3 STORES IN 10 METRO MARKETS AS DIRECTED BY FAMILY DOLLAR. CONFIRM WHICH METRO AREAS WITH YOUR FDS PROJECT MANAGER. REFER TO SHEETS A-1 & A-2 FOR BOLLARD LOCATIONS AND ADDITIONAL NOTES.

METAL TRIM NOTES:
ALL METAL TRIM TO BE FURNISHED BY METAL BUILDING VENDOR.

ELEVATION DESIGN NOTE:
NON-STANDARD ELEVATIONS OR OTHER DEVIATIONS FROM THE PROTOTYPE DESIGN SHALL BE SUBMITTED TO AND APPROVED BY FDS PRIOR TO SUBMITTING FOR LOCAL JURISDICTION APPROVAL.

SIGNAGE NOTE:
-GENERAL CONTRACTOR SHALL INSTALL SIGNAGE.
-FAMILY DOLLAR STORE SIGNAGE VENDOR SHALL FURNISH SIGNAGE AND METAL SUPPORTS AS REQUIRED FOR SIGNAGE INSTALLATION. GENERAL CONTRACTOR SHALL COORDINATE INSTALLATION AND BACKING FOR METAL SUPPORTS.
-GENERAL CONTRACTOR SHALL PROVIDE ELECTRICAL SERVICE AND CONNECTIONS FOR SIGNAGE. VERIFY ELECTRICAL DEMAND OF SIGNAGE WITH FAMILY DOLLAR SIGNAGE PROVIDER & ELECTRICAL DRAWINGS.
-COORDINATE ACCESS PANEL LOCATION FOR SIGNAGE MOUNTED ON SIDES OR REAR OF BUILDING FAMILY DOLLAR STORE.

SECONDARY SIGNAGE NOTE
-SEE ELEVATIONS FOR LOCATION OF WALL MOUNTED LIGHT FIXTURES IF SECONDARY SIGNAGE IS PROVIDED.
-CONFIRM MOUNTING LOCATIONS OF SECONDARY SIGNAGE WITH FAMILY DOLLAR PROJECT MANAGER & SIGNAGE PROVIDER

METAL PANEL NOTES:
1. THIS SYSTEM USES A "STANDING SEAM" ROOF SYSTEM W/ CLIPS FOR THERMAL BLOCKS. G.C. TO PROVIDE ROOF WITH A 20 YEAR WEATHER TIGHTNESS WARRANTY FOR ALL PROJECTS.
2. ALL WALL PANELS ARE ATTACHED W/ TAMPER RESISTANT SCREWS. SCREW MUST BE FULL HEIGHT PAN HEAD SELF-DRILLING STAINLESS STEEL SCREWS W/ SELF SEAL WASHERS OR EQUAL.
3. METAL BUILDING EAVE HEIGHT TO BE ADJUSTED AS REQUIRED TO MAINTAIN FAMILY DOLLAR STANDARD CLEARANCE HEIGHTS. SEE BUILDING SECTIONS.

VERIFY W/ SPECIFIC METAL BLDG. CO.

DOWNSPOUT NOTE:
-DOWNSPOUTS SPACING TO BE DETERMINED BY CIVIL ENGINEER BASED ON LOCAL TYPICAL AND MAXIMUM RAINFALL AMOUNTS WITH DOWNSPOUTS PLACED EQUALLY APART TYP. NO DOWNSPOUT MAY BE PLACED WITHIN 12" OF A DOOR FRAME. USE A MINIMUM OF THREE STRAPS PER DOWNSPOUT, TYPICAL.
-IF SPLASH BLOCKS ARE USED, G.C. SHALL ENSURE THAT NO SAFETY HAZARDS ARE CREATED BY THE DISCHARGE OF WATER FROM THE DOWNSPOUTS OR BY ICE WHICH MAY FORM AS A RESULT OF THE WATER DISCHARGE FROM THE DOWNSPOUTS. COORDINATE ROOF STORM WATER DRAINAGE WITH PROJECT CIVIL ENGINEER.
NOTE *PROVIDE FLUSH TRENCH DRAINS ACROSS SIDEWALKS TO PARKING AREAS IF DOWNSPOUTS DO NOT TIE TO UNDERGROUND STORM SYSTEM.

EXTERIOR FINISH SCHEDULE

MATERIALS ARE TO BE APPROVED BY FAMILY DOLLAR STORE. COLORS ARE CRITICAL AND MUST BE APPROVED BY FAMILY DOLLAR STORE REPRESENTATIVE IF THEY DIFFER FROM THE SHERWIN WILLIAMS COLORS SHOWN BELOW.

NO.	AREA	TYPE	COATS	COLOR / REMARKS
1	METAL WALL PANELS (SEE DETAILS ON SHEET A-4)	MID-WEST - PBA PANEL NUCOR - ACCENT PANEL VP - VEE RIB PANEL	PRE-FINISHED	MID-WEST COLOR "SADDLE TAN" NUCOR COLOR "SAGEBRUSH TAN" VP COLOR "TAN" SHERWIN WILLIAMS MATCHING COLOR SW 6122 "CAMELBACK"
2	AWNING	FABRIC ON ALUMINUM FRAME - FABRIC ON TOP & SIDES ONLY	PRE-FINISHED	-FABRIC BY TRIVANTAGE - PRODUCT: NITE-LITE #2603 - COLOR RED -METAL FRAME BY OTHERS
3	'NICHIHA' FIBER CEMENT WALL PANEL	EF623 CINDERSTONE 11-TAN PANELS - SEE DETAILS ON SHEET A-4	PRE-FINISHED	MANUFACTURER'S STANDARD MOUNTED TO 24 GA. REVERSE 'PBR' METAL WALL PANELS, FURNISHED BY METAL BUILDING MANUFACTURER
4	DOORS, GUTTERS, DOWNSPOUTS, MTL. TRIM & PARAPET COPING	BY METAL BUILDING MANUFACTURER - SEE DETAILS ON A-4	PRE-FINISHED	MID-WEST COLOR "SADDLE TAN" NUCOR COLOR "SAGEBRUSH TAN" VP COLOR "TAN" SHERWIN WILLIAMS MATCHING COLOR SW 6122 "CAMELBACK"
5	'NICHIHA' FIBER CEMENT WALL PANEL	ARCHITECTURAL BLOCK SERIES-COLOR TUSCAN - SEE DETAILS ON SHEET A-4	PRE-FINISHED	MOUNTED TO 24 GA. REVERSE 'PBR' METAL WALL PANELS, FURNISHED BY METAL BUILDING MANUFACTURER
6	STEEL BOLLARDS	EXTERIOR LATEX	2	MATCH SHERWIN WILLIAMS SW 4081 "SAFETY RED"
7	METAL ROOF	STANDING SEAM - BY METAL BUILDING MANUFACTURER, SEE DETAILS ON A-4	PRE-FINISHED	COOL ARCTIC WHITE (PRE-FINISHED) (PROVIDE 20 YEAR WEATHER TIGHTNESS WARRANTY FOR ALL PROJECTS)
8	METAL TRIM	BY METAL BUILDING MANUFACTURER - SEE DETAILS ON A-4	PRE-FINISHED	TAN (PRE-FINISHED) MATCH SW 6122 'CAMELBACK'
9	METAL ACCENT TRIM	BY METAL BUILDING MANUFACTURER - SEE DETAILS ON A-4	PRE-FINISHED	MATCH SHERWIN WILLIAMS SW 4081 "SAFETY RED" - SINGLE BEAD, EMBOSSED
10	1½" EPS W/ EIFS FINISH	SEE DETAILS ON A-4 & A-4b	2	- COLOR TO MATCH SW 6148 "WOOL SKEIN" -INSTALL EPS ON REVERSE "PBR" METAL PANELS. REFER TO DETAILS ON SHEET A-4b. -INSTALL PER MANUFACTURER'S RECOMMENDED INSTALLATION METHODS

EXTERIOR FINISH NOTES:
1- IF METAL BUILDING IS USED, G.C. TO SUBMIT MANUFACTURER'S STANDARD COLORS TO FAMILY DOLLAR FOR APPROVAL.
2- G.C. OR PAINT CONTRACTOR MUST NOTIFY LOCAL SHERWIN WILLIAMS DEALER THAT PAINT IS BEING PURCHASED FOR A FAMILY DOLLAR STORE AND PROVIDE SHERWIN WILLIAMS DEALER WITH STORE LOCATION.

GC TO PROVIDE KEY BOX FOR LOCK ACCESS DURING PUNCHOUT AND TURNOVER. COMBINATION TO MATCH LAST FOUR DIGITS OF STORE NUMBER.

FEE DEVELOPMENT PROJECTS:
INSTALLATION OF ROAD AND BUILDING SIGN MUST BE INCLUDED IN GENERAL CONTRACTORS BID AND SCOPE OF WORK.

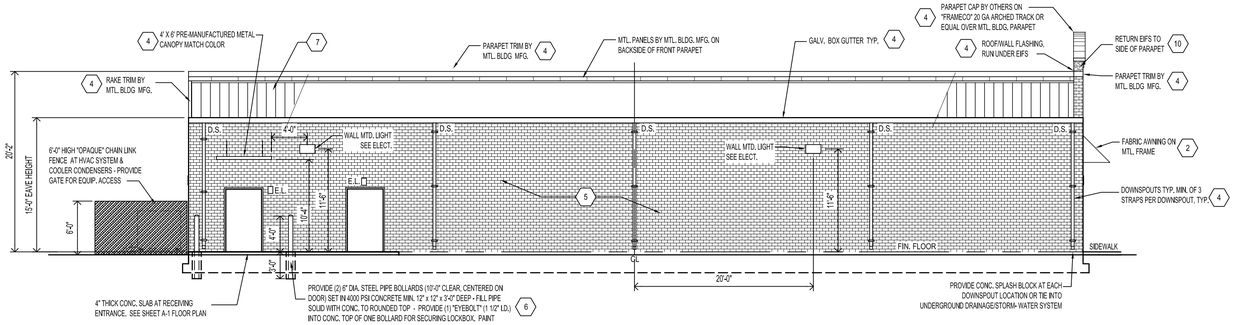

4 A-2 LEFT SIDE (NORTH) ELEVATION
SCALE = 1/8" = 1'-0"

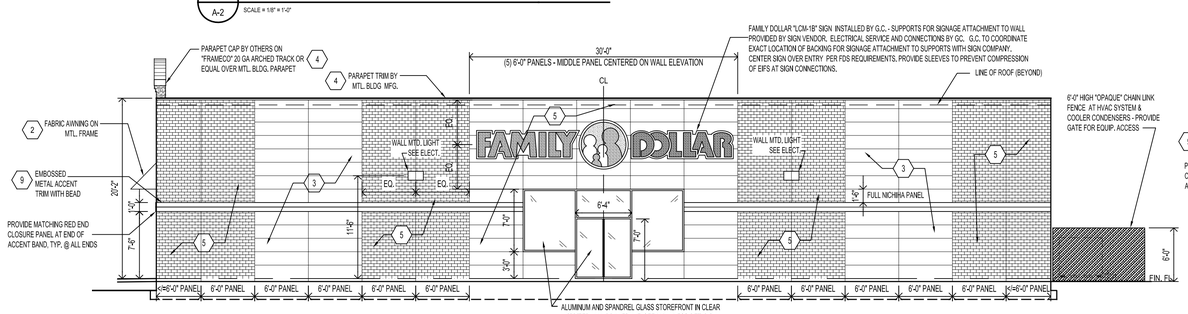

2 A-2 RIGHT SIDE (ORANGE AVE.) ELEVATION
SCALE = 1/8" = 1'-0"

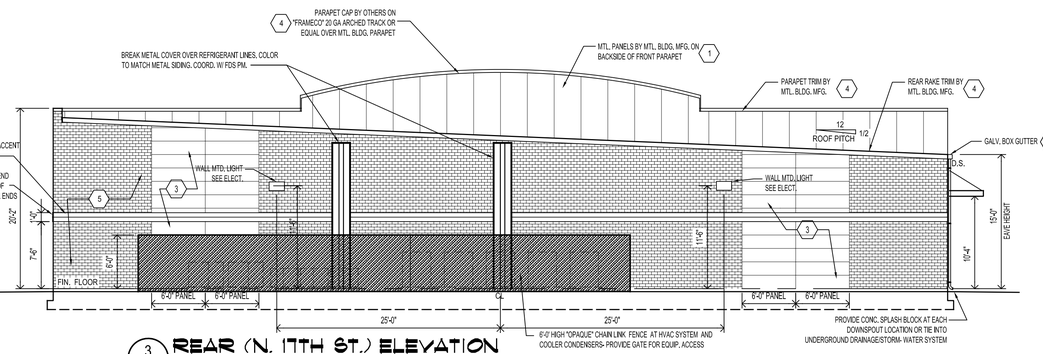

3 A-2 REAR (N. 17TH ST.) ELEVATION
SCALE = 1/8" = 1'-0"

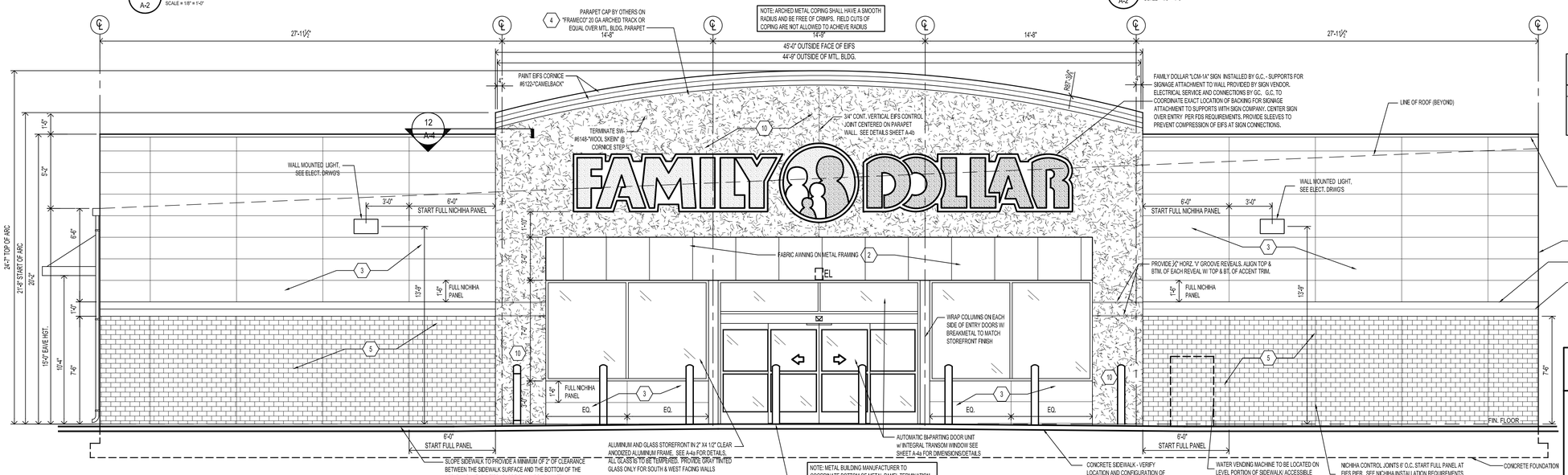

1 A-2 FRONT (N. 18TH ST.) ELEVATION
SCALE = 1/8" = 1'-0"

NOTE: REFER TO SHEET A-4 FOR TYPICAL METAL BUILDING TRIM AND FRONT WALL DETAILS

NICHIHA PANEL INSTALLATION NOTE:
SEE NICHIHA RECOMMENDED INSTALLATION REQUIREMENTS FOR INSTALLATION OF PANELS, TRIM & RELATED ATTACHMENT MATERIALS.

MINIMUM STRUCTURAL HEIGHT NOTE:
THE MINIMUM CLEAR HEIGHT OF THE STRUCTURE OR OTHER OBSTRUCTION IS 12'-3" AT EXTERIOR WALL AND EAVE LOCATIONS.

A MAINFRAME BEAM, BAR JOIST OR WOOD TRUSS VERTICAL THICKNESS IS TO BE CALCULATED BY A LICENSED STRUCTURAL ENGINEER, AT THE ENTRY WALL THE BOTTOM OF ROOF STRUCTURE SHALL CLEAR THE TOP OF STOREFRONT SYSTEM BY MIN. 4". PROVIDE 15'-0" MIN CLEAR AT CENTER AS SHOWN ON BUILDING SECTIONS.

DUCTWORK CLEARANCES SHOWN ON BUILDING SECTIONS IN SALES AREA ARE MIN. 12'-0" TO BOTTOM OF DUCTS. ALL STRUCTURAL ELEMENTS REQUIRING DEPTH THAT MAY INTERFERE WITH LIGHT AND DUCT PLACEMENT ARE TO GROW UP RATHER THEN DOWN INTO SPACE.

☐ "REVIEWED" _____ _____
☐ "DISAPPROVED - RESUBMIT" _____ _____

All Site and Building Plan Requirements, including but limited to, all Interior Dimensions, Materials, Hardware, Equipment & Specifications, are to be designed and built per the Family Dollar Prototype Plan #:_____ as indicated in the lease, unless a deviation is approved by Family Dollar's Plan Reviewer, next to each specific deviation. The initials indicate approval of only the one deviation being initialed. Any deviation from designated Prototype Plan that is not initialed by Family Dollar is disapproved and void.
(Approval to plan deviation will be indicated with the following circled initials :_____)

C.L. Helt, Architect Inc.
1136 Greenwood Cliff
Charlotte, NC 28204
Ph. 704-342-1686
Fx. 704-343-0054
E-MAIL INFO • CLHELT.COM

ARCHITECT'S PROJECT # 14163

Project : FAMILY DOLLAR
FOR
BLUE CURRENT DEVELOPMENT
ORANGE AVENUE & N. 17TH STREET
FT. PIERCE, FLORIDA
DESIGN BASED ON 2014-01 FD PROTOTYPE

Sheet Description : ELEVATIONS/ EXTERIOR FINISH SCHEDULE

RISK CLASS 4 STORE

Seal

THIS DRAWING AND ITS COPIES ARE THE COPYRIGHT OF THE ARCHITECT. THEY MAY NOT BE USED FOR PROJECTS OTHER THAN THE DESIGNATED PROJECT WITHOUT THE SPECIFIC WRITTEN APPROVAL OF C. L. HELT ARCHITECT INC., AND OR TIMOTHY JOHNSTON, ARCHITECT

Drawn By : K. FITZGERALD

Checked By : S. MILLER, D. MYERS

Revisions : 1 2 3 4

Date : 11/05/14

Sheet No. A-2