



FORT PIERCE CITY MARINA

**February 17, 2015 Update
Projection and Rental Revenue**





Ft. Pierce City Marina Rates



1 Avenue A
Fort Pierce, FL 34950
1-800-619-1780 772-464-1245

fpcm@city-ftpierce.com

FREE SECURED WI FI

DOCKAGE RATES

Based on length overall (davits to bow pulpit) or slip minimum, whichever is greater
*Pay for 12 months in advance and get the 13th month dockage free

		Boat US Price	Plus Electric
DAILY	\$1.85 / FT	\$1.50/FT	
	\$2.00 / FT	85'FT or larger Boat US Price \$1.85/FT	
WEEKLY	\$1.20 / FT	7 Day Minimum (No additional discounts)	
30-amp:			50-amp: Single Phase
\$6.00 per night	two cords	\$10.00 TOTAL	\$10 per night, second chord \$18.00 total
			70 FT + \$15 per night, two cords \$28.00 total
			100 amps:
			\$30 per night, two cords - \$58.00 total

MOORES CREEK

\$9.75 / FT	Annually 30/35FT Minimum	Utilities Plus Electric
\$10.25 / FT	Monthly	

INTERNAL BASIN AND FLOATING DOCKS

1-4 MONTHS	\$13.50 / FT Plus Utilities and Electric	\$100.00 Live aboard Fee (10 days +)
5-11 MONTHS	\$12.00 / FT	\$25.00 each add. Person
12 MONTHS	\$11.00 / FT	
85ft + or Any Vessel with a Beam wider than a slips width		
	\$14.00 FT Annually (No Weekly Rate)	Utilities Plus Metered Electric
	\$15.00 FT Monthly	

Departure before the 15th of the month is prorated at 1/2 month - after the 15th of the month - NO PRORATION.

KEY DEPOSIT	\$25.00 per key or signed credit card imprint required
DINGHY TIE-UP	\$5.00 per person for showers, Garbage drop-off free
A.C. STORAGE LOCKERS	\$24.95 Small 4 FT x 2.5FT \$39.95 Large 4FT x 10 FT x 2.5 FT
STAFF LABOR	\$65.00 / Hour - minimum 1 Hour
UTILITIES	\$10.00 Garbage/Water monthly

ELECTRICITY LONG TERM

	AC 1 Unit	2 to3 UNITS
30 amp	\$35.00	\$65.00
50 amp	\$65.00	\$120.00
30 amp (2 chords)	\$65.00	\$85.00
50 amp (2 chords)	\$120.00	\$145.00

ELECTRIC METERED	Where available, meter required	\$.125 cents per kw
	Meter Processing Fee	\$4.95 mo.

SPLITTER RENTAL 1ST Day FREE, \$3.00 each additional day - Credit Card on file required

PUMPOUTS Free



Northside City Marina

- Became operational December 19, 2014.
- 17 slips
- As of February 26, 2015, Total Dockage collected \$14,616.30
- Electric gross revenue collected \$1,440.00
- Fuel
 - Diesel: \$1,616.36
 - Gallons: 365.93
 - Gas: \$534.42
 - Gallons: 165.81
- Nights stayed approximately 428, from 27' to 70', vessels.



Waiting for electrical modification - completion March 10, 2015

New replacement fence - completion March 21, 2015

Pump out station to be installed through grant once project is fully completed.

Southside City Marina

A Dock - 20 Slips - 500 foot of dock, pilings, finger piers have been completed. Need to install an additional 496 foot of linear dock, and utilities.

Slips will be available estimated May 21, 2015

B Dock - 32 slips are completed with the exception of the utilities and pump out system.

Slips will be available estimated April 20, 2015.

C Dock - 30 slips - Need all electrical, water and pump out to be installed.

Slips will be available estimated April 20, 2015

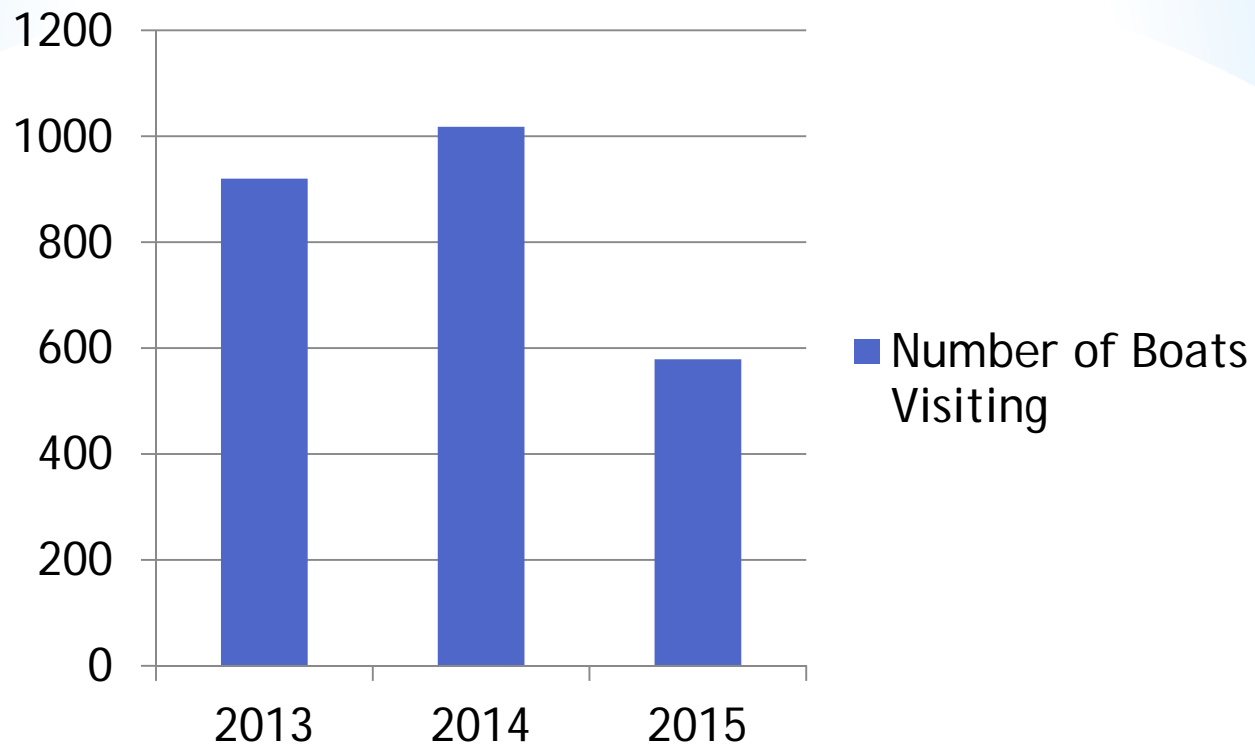


New Fort Pierce City Marina



Fencing to be installed along seawall and docks.

Number of Boats Visiting Oct. 1st - Feb. 28th 2015

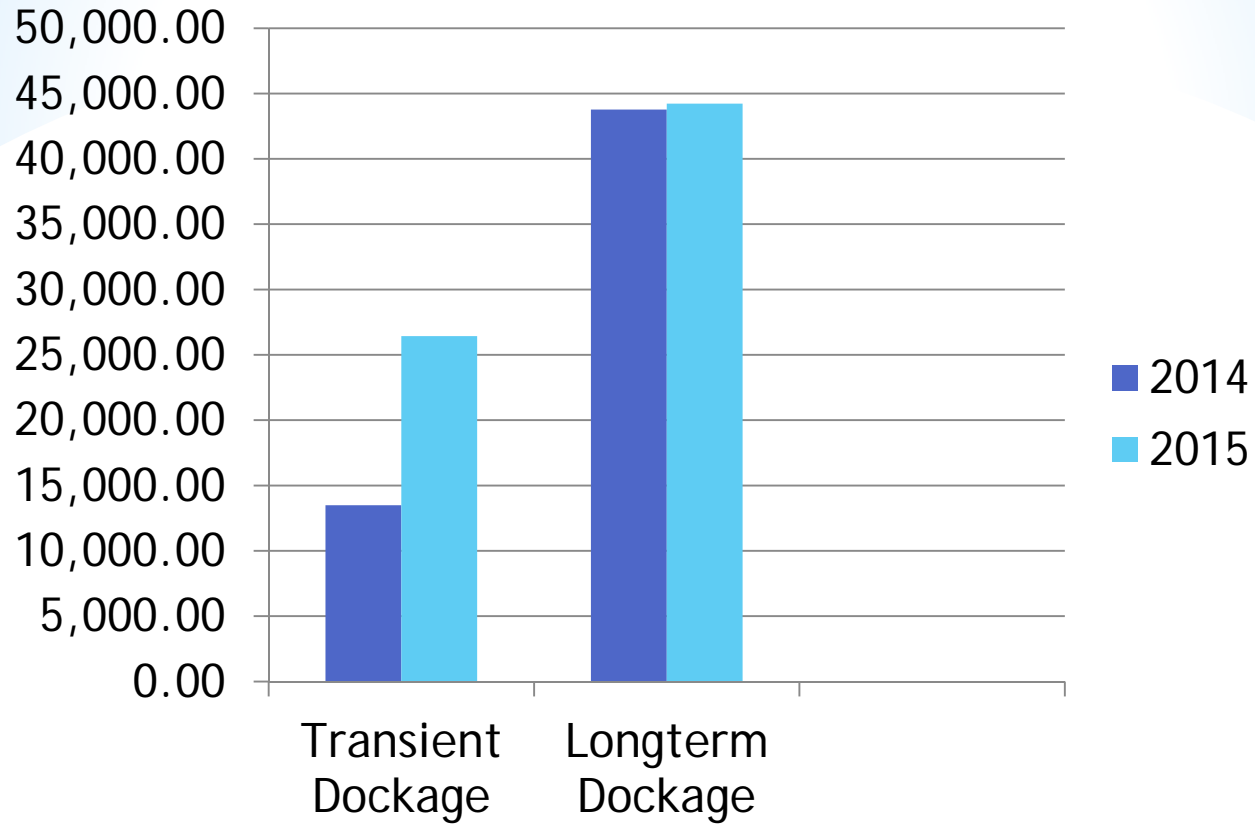


Fiscal Year Total in 2013: 920 Visiting Boats
Fiscal Year Total in 2014: 1018 Visiting Boats
Fiscal Year to Date 2015: 579 Visiting Boats

**Dock Revenue Projection @ \$12.00/ Ft.
(Dockage, Electric, Utilities, Live Aboards)**

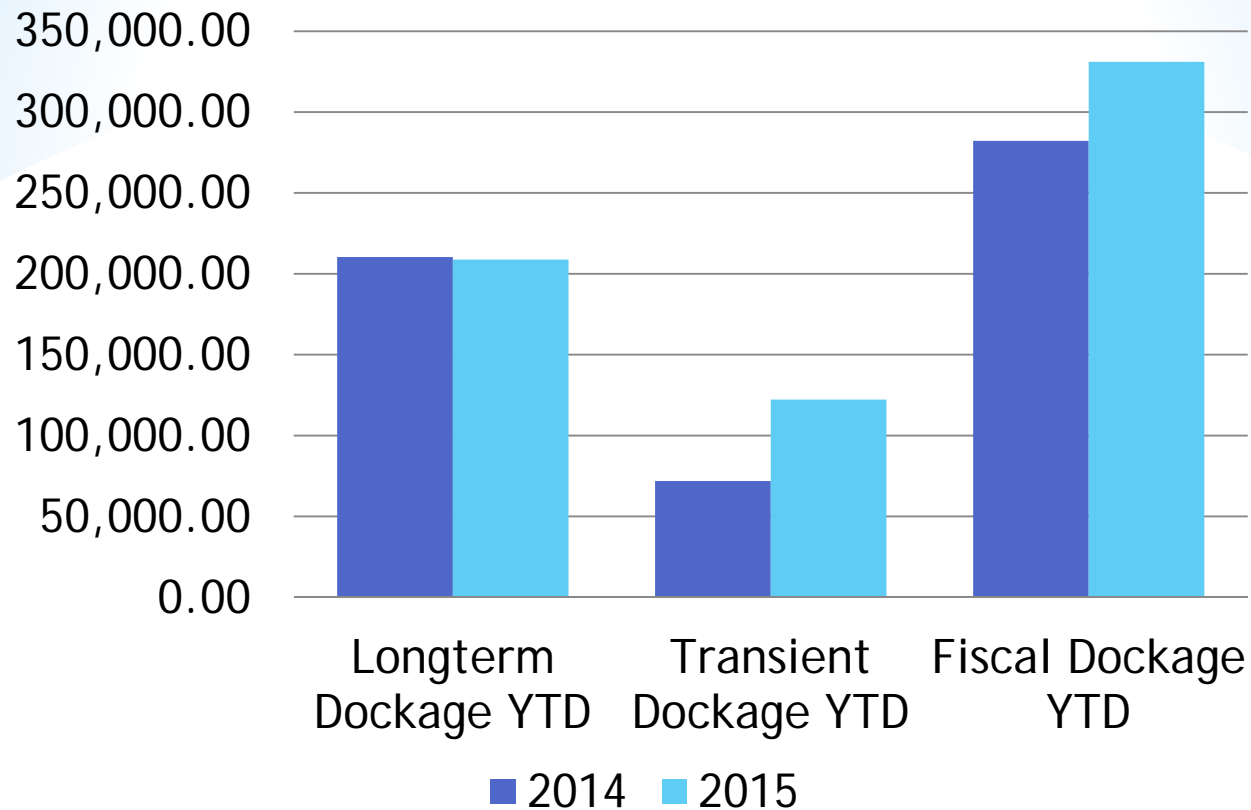
	Internal Basin	Floating Docks	Total
<u>30%</u>	\$282,312	\$ 307,148	\$ 589,460
<u>40%</u>	\$376,416	\$ 409,531	\$ 785,947
<u>50%</u>	\$470,520	\$ 511,914	\$ 982,434
<u>60%</u>	\$564,624	\$ 614,296	\$1,178,920
<u>70%</u>	\$658,728	\$ 716,679	\$1,375,407
<u>80%</u>	\$752,832	\$ 819,062	\$1,571,894
<u>90%</u>	\$846,936	\$ 921,445	\$1,768,381
<u>100%</u>	\$941,040	\$1,023,828	\$1,964,868

February Dockage



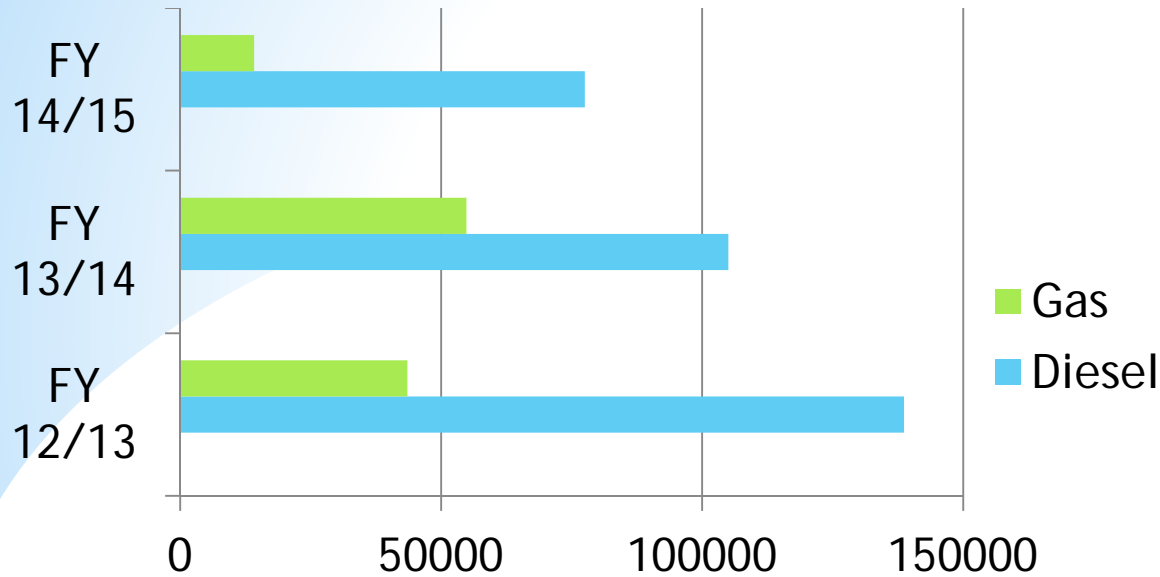
Increase of \$13,404.00

Dockage Oct. 1 - Feb. 28 2015



Increase of \$48,857.00

Fuel Sales



	Diesel	Gas	Avg. Price
FY 12/13	138,683	43,522	\$4.179
FY 13/14	105,021	54,841	\$4.179
FY 14/15	77,517	14,169	\$3.639

Estimated Gallons to be Sold 2015

Diesel gallons: 175,000
 Gas gallons: 28,500

3/1/15 Current Price Diesel: \$3.049
 Gas: \$3.359

FY 2015 Projections

<u>Dockage Revenues</u>	<u>2015 EST.</u>		<u>Revised</u>	<u>2016 at 80%</u>
Original Budgeted	\$ 730,500		\$ 1,026,312	\$ 1,571,894
Fuel Sales	\$ 845,000		\$ 845,000	
Store Sales	\$ 148,000		\$ 162,800	
Misc. Rents	\$ 214,000		\$ 214,000	
Other Investment Interest	\$ 12,000		\$ 12,000	
Laundry & Office	\$ 2,500		\$ 2,500	
Total	\$ 1,952,000		\$ 2,262,612	
Total Expenses	\$ 1,826,130	Total Expenses	\$ 1,876,130	Added: "Estimated annual cost" \$50,000 for environmental monitoring of the Islands as required by the State of Florida.
Subtotal	\$ 125,870	Subtotal	\$ 386,482	
Depreciation	\$ 845,000	Depreciation	\$ 845,000	
Total	\$ 719,130	Total	\$ 458,518	

Inner Basin 137 Slips



- LAB - 20 Boats
- Charter Boats - 7
- Guests - 19 Boats
- Annual - 66 Boats
- Transient or Empty Slips 25

Upcoming Events of the 2015 Season

- Friday March 6th- Friday Fest
- Saturday March 7th - Farmer's & Jazz Market (Every Saturday)
- Thursday March 12th- Bike Night @ The Marina
- Saturday March 21st-Taste of the Sandy Sea "Sandy Shoes Festival"
- Monday - Friday March 23rd - Jazz Week
- Wednesday March 25th- Taste of St. Lucie County
- Saturday March 28th- 7th annual "Hooked on Music Festival"
- Friday April 3rd- Friday Fest
- Saturday April 4th- 4th Annual Oyster Fest
- Thursday April 9th- Bike Night @ The Marina
- April 17th and 18th- Stuart Corinthians Yacht Club Visit

Fishing Tournaments


- April 18th- Big Brothers Big Sisters
- May 9th- Chamber of Commerce Sponsored-Fishing Frenzy
- May 16th and 17th- Lion Fish Safari
- August 22nd- 4H/Summer Slam





Rendezvous April 2016

MITOA



Ft. Pierce City Marina