

ALWAYS CALL 811 TWO FULL BUSINESS DAYS BEFORE YOU DIG
Sunshine811

See Sheet LA.2 for Plant List, Data & Details

LPLA
 Laurence L. Parr
 Landscape Architect
 344 SW Winnachee Drive
 Stuart, Florida 34994
 772.219.3811
 lpla1@bellsouth.net

Artistry in Mosaics
 South Federal Hwy (4th Street), Ft. Pierce, Florida
LA-1 Landscape Plan

JOB#: 1420
 DWN : LP
 DATE : 10.25.14
 REV : 10.29.14
 12.19.14
 SCALE: no scale

LANDSCAPE CALCULATIONS

| | |
|------------------------|------------------------------|
| SITE AREA | 93,860 SF (2.1547 Ac.) |
| Building/walks | 24,870 |
| Parking/pavement/walks | 35,689 |
| Open space | 33,301 |
| Total | 93,870 SF (2.647 Ac.) |

Section 22-18 (4) PERIMETER LANDSCAPING (of exposed ...building/detention @ ROW)

- BUILDING @ US HIGHWAY #1 (4TH STREET):**
LF OF ROW- LF OF ENTRY OPENING / 30 = # OF REQUIRED TREES, and...
240.91 LF-25.22 LF (ENTRY) = 215.69/30 = 7.2 = 7 TREES REQUIRED
7 TREES SUPPLIED*
- DETENTION @ 3RD STREET:**
LF OF ROW / 30 = # OF REQUIRED TREES, and...
41.40 LF/30 = 1.38 = 1 TREE REQUIRED
1 TREE SUPPLIED*

Section 22-18 (6) PERIMETER LANDSCAPING (of exposed vehicular use @ PL)

- ENTRY DRIVE @ NORTH PL:**
LF OF PL / 20 = # OF REQUIRED TREES, and...
114.81 LF/20 = 5.7 = 6 TREES REQUIRED
6 TREES SUPPLIED*

Section 22-18 (7) INTERIOR LANDSCAPING

- One (1) SF landscape area/15 SF of paving required. Paving calculations based on total PROPOSED PAVING of 15,343 SF, and...
15,343 SF / 15 SF = 1,022.86 = 1,023 SF LANDSCAPE AREA REQUIRED
3,269 SF LANDSCAPE AREA SUPPLIED
AND, one (1) tree is required for every 100 SF of Landscape Area required therefore...
1,023 SF / 100 SF = 10.23 = 10 TREES REQUIRED
11 TREES SUPPLIED*

ZONING/LAND USE

Future Land Use: GC
Zoning: C-3
Current Use: Vacant

* TREES SUPPLIED

- PERIMETER TREES: Building @ US #1**
 - 3) East Palatka holly @ 1:1 = 3 trees.
 - 4) Cabbage palm @ 1:2 = 2 trees.
 - 2) Wild Date palms @ 1:1 = 2 trees.
- PERIMETER TREES: Detention @ 3rd St**
 - 1) Golden Rain Tree @ 1:1 = 1 tree.
- PERIMETER TREES: Entry Drive @ North PL**
 - 5) East Palatka Holly @ 1:1 = 5 trees.
 - 2) Cabbage palm @ 1:2 = 1 tree.
- INTERIOR TREES**
 - 1) East Palatka holly @ 1:1 = 1 tree.
 - 1) Live oak @ 1:1 = 1 tree.
 - 3) Areca palm @ 1:1 = 3 trees.
 - 1) Cabbage palm @ 1:2 = 5 trees.
 - 1) Wild Date palms @ 1:1 = 1 tree.

PLANT LIST

| SYM | QTY | BOTANICAL NAME | COMMON NAME | SPECIFICATIONS |
|------------|-------------------|-----------------------------------|-------------------------|---|
| EP | 10 | ILEX x ATTENUATA 'EAST PALATKA' | EAST PALATKA HOLLY | 1'0" x 4'; 2" CAL.; FULL-TO-BASE; AS SHOWN (A.S.) |
| KE | 1 | KOELREUTERIA ELEGANS | GOLDENT RAIN TREE | 1'4' x 6' ; 2.5" CAL.; FULL HD.; A.S. |
| QV | 4 | QUERCUS VIRGINIANA | SOUTHERN LIVE OAK | 1'4' x 6' ; 2.5" CAL.; FULL HD.; A.S. |
| DL | 3 | DYPSIS LUTESCENS | ARECA PALM | 10-12' OA.; FULL; HEAVY; DO NOT PRUNE; A.S. |
| PS | 3 | PHOENIX SYLVESTRIS | WILD DATE PALM | 12' CT.; HVY. TRNK.; FULL HD.; A.S. |
| SP | 34 | SABAL PALMETTO | CABBAGE PALM | 12', 14', 16' CT.; HURRICANE CUT; STGGRD. HDS. SUBSTITUTE W/ ON-SITE TRANSPLANTS (17 AVAILABLE, SEE PLAN), AS IS POSSIBLE. |
| ACR | 16 | ACROSTICHUM DANAEIFOLIUM | LEATHER FERN | 3-GAL; 24-30" OA; FULL; HEAVY; A.S. |
| CAN | 18 | CANNA FLACCIDA | YELLOW/GOLDEN CANNA | 3-GAL; 24" OA; FULL; HEAVY; A.S. |
| CHA | 1 | CHAMAEROPS HUMILIS | MEDITERRANEAN FAN PALM | 15-GAL; 36-42" HT.; MULTI-STEM; FULL-TO-BASE; A.S. |
| CRI | 11 | CRINUM AUGUTUM 'QUEEN EMMA' | QUEEN EMMA CRINUM LILY | 7-GAL; 30" OA; FULL; HEAVY; A.S. |
| EUG | 13 | EUGENIA FOETIDA | SPANISH STOPPER | 3-GAL; 18" OA; FULL; HEAVY; A.S. |
| HYM | 65 | HYMENOCALLIS LATIFOLIA | SPIDER LILY | 1-GAL; 30" OA; FULL; HEAVY; 30°C. |
| IXO | 25 | IXORA 'NORA GRANT' | NORA GRANT IXORA | 3-GAL; 24" OA; FULL; HEAVY; A.S. |
| MUH | 169 | MUHLENBERGIA CAPILLARIS | MUHLY GRASS | 3-GAL; 18" OA; FULL; HEAVY; A.S. |
| NEF | 19 | NEPHROLEPIS FALCATA | MACHO FERN | 3-GAL; 24"+ OA.; FULL; HEAVY; A.S. |
| PEN | 20 | PENNISETUM SETACEUM 'ALBA' | WHITE FOUNTAIN GRASS | 3-GAL; 24" OA; FULL; HEAVY; A.S. |
| POD | 117 | PODOCARPUS MACROPHYLLUS 'MAK' | YEW PODOCARPUS | 3-GAL; 24" OA; FULL-TO-BASE; A.S. |
| SFA | 155 | SPARTINA BAKERI | SAND CORDGRASS | BARE ROOT: 10-12' HT.; 36" OC. |
| TRI | 38 | TRIPSACUM DACTYLOIDES | FAKAHATCHEE GRASS | 3-GAL; 18" OA; FULL-TO-BASE; A.S. |
| VIO | 53 | VIBURNUM OBTUSUM | WALTERS VIBURNUM | 3-GAL; 18" OA; FULL-TO-BASE; A.S. |
| LIR | 210 | LIRIOPE MUSCARI 'EVERGREEN GIANT' | EVERGREEN GIANT LIRIOPE | 1-GAL; 12" OA; FULL; HEAVY; 15°C. |
| SOD | 12.5K 5F (+/-) | PASPALUM NOTATUM | BAHIA SOD | SOLID SOD; DISEASE-FREE; LAID TIGHT W/ EVEN JOINTS. |
| HYDRO-SEED | GK 5F (+/-) | PASPALUM NOTATUM | BAHIA GRASS | HYDRO-SEED AREA TO PROVIDE 100% COVER. MIX TO CONTAIN: SEED; TACKIFIER; COLORED FIBER @ RATE OF 2,000 LB. *100% WOOD FIBER* HYDRO-MULCH/ACRE. |

LPLA

Laurence L. Parr
Landscape Architect
344 SW Winnachee Drive
Stuart, Florida 34994
772.219.3811
lpla1@bellsouth.net

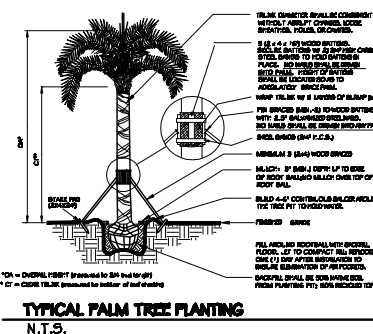
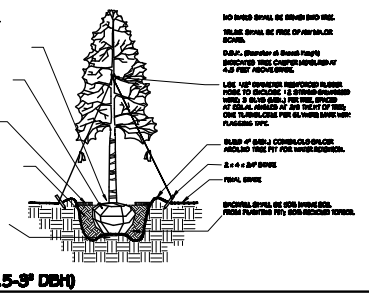

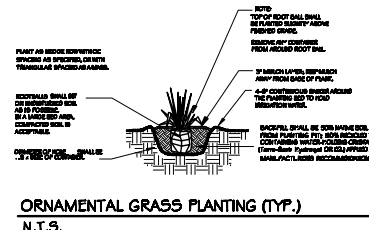
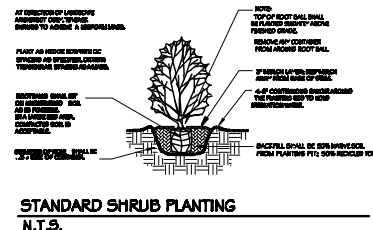
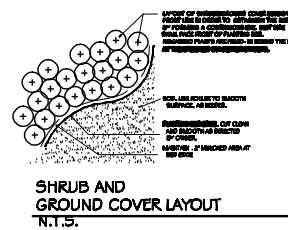
Artistry in Mosaics

South Federal Hwy (4th Street), Ft. Pierce, Florida

LA-2 Plant List/Landscape Data/Details

JOB#: 1420
DWN : LP
DATE: 10.25.14
REV : 10.29.14
12.19.14

SCALE: no scale



NOTES

- All plant material shall be Florida No. 1 or better, as per "Grades and Standards for Nursery Plants", Florida Department of Agriculture and Consumer Services.
- All plant material shall be installed in a neat, workman-like manner in conformance with standard industry practice.
- All plant material shall be guaranteed for NINETY (90) days commencing on date of certification by Landscape Architect. All warranties are voided by damage from frost conditions, high winds, improper maintenance (neglect) or vandalism.

MULCH: Use re-cycled or alternative mulch (melaleuca or eucalyptus). Cypress mulch is not permitted. All shrub areas shall receive 3" of organic mulch. All ground cover areas shall receive (up to) 2" of organic mulch. All trees in sod areas shall receive an open, 3' radius, NON-MULCHED ring around trunk. NOTE: NO MULCH SHALL BE PLACED OVER ANY TREE ROOT BALL.

IRRIGATION: shall be supplied by an underground, automatic, pop-up type sprinkler system, guaranteeing 100% coverage of planted area w/o overspray onto any pavement areas, whether public or private. Source shall be on-site well. NOTE: Irrigation Plan shall be provided at time of Application for Permits; based on City-approved Landscape Plan.

All prohibited exotic and invasive species shall be removed from entire site prior to the issuance of a Certificate of Occupancy.

ALWAYS CALL 811 TWO FULL BUSINESS DAYS BEFORE YOU DIG
Sunshine811

OVERHEAD UTILITY NOTE

- For existing or proposed utilities, no tree shall be planted where it could, at mature height, conflict with overhead power lines. Large trees (height at maturity of more than thirty feet) shall be planted no closer than a horizontal distance of thirty feet (30') from the nearest overhead power line. Medium height trees (height at maturity between twenty and thirty feet) shall be offset at least twenty feet (20') and small trees (height at maturity of less than twenty feet) require no offset.
- No trees, shrubs, hedges or vines shall be planted within five feet of any existing or proposed utility pole, guy wire or pad-mounted transformer. Palms should be planted at a distance equal to or greater than the average frond length plus two feet from power lines. Tree species and placement should be selected so as to minimize conflicts with existing or proposed utilities.

PLANTINGS IN EASEMENTS

- For landscaping proposed in utility easements, the PROPERTY OWNER shall, should the need arise, be responsible for replacing any landscape material disturbed by the utility company.

PLANT LIST

ARTISTRY IN MOSAICS

12.22.14

| SYM | QTY | BOTANICAL NAME | COMMON NAME | SPECIFICATIONS | UNIT | AGGR |
|-----|-----|---------------------------------|--------------------|--|---------|---------|
| EP | 10 | ILEX x ATTENUATA 'EAST PALATKA' | EAST PALATKA HOLLY | 10' x 4'; 2" CAL.; FULL-TO-BASE; AS SHOWN (A.S.) | 250.00 | 2500.00 |
| KE | 1 | KOELREUTERIA ELEGANS | GOLDENT RAIN TREE | 14' x 6'; 2.5" CAL.; FULL HD.; A.S. | 400.00 | 400.00 |
| QV | 4 | QUERCUS VIRGINIANA | SOUTHERN LIVE OAK | 14' x 6'; 2.5" CAL.; FULL HD.; A.S. | 400.00 | 1600.00 |
| DL | 3 | DYPSIS LUTESCENS | ARECA PALM | 10-12' OA.; FULL; HEAVY; DO NOT PRUNE; A.S. | 225.00 | 675.00 |
| PS | 3 | PHOENIX SYLVESTRIS | WILD DATE PALM | 12' CT.; HVY. TRNK.; FULL HD.; A.S. | 2500.00 | 7500.00 |
| SP | 34 | SABAL PALMETTO | CABBAGE PALM | 12', 14', 16' CT.; HURRICANE CUT; STGGRD. HDS. SUBSTITUTE W/ ON-SITE TRANSPLANTS (17 AVAILABLE, SEE PLAN), AS IS POSSIBLE. | 165.00 | 5610.00 |

TREES/PALMS SUB: 18,285.00

| | | | | | | |
|-----|-----|-----------------------------------|-------------------------|--|--------|---------|
| ACR | 16 | ACROSTICHUM DANAEIFOLIUM | LEATHER FERN | 3-GAL; 24-30" OA; FULL; HEAVY; A.S. | 12.00 | 192.00 |
| CAN | 18 | CANNA FLACCIDA | YELLOW/GOLDEN CANNA | 1-GAL; 24" OA; FULL; HEAVY; A.S. | 3.00 | 54.00 |
| CHA | 1 | CHAMAEROPS HUMILIS | MEDITERRANEAN FAN PALM | 15-GAL; 36-42" HT.; MULTI-STEM; FULL-TO-BASE; A.S. | 150.00 | 150.00 |
| CRI | 11 | CRINUM AUGUTUM 'QUEEN EMMA' | QUEEN EMMA CRINUM LILY | 7-GAL; 30" OA; FULL; HEAVY; A.S. | 50.00 | 550.00 |
| EUG | 13 | EUGENIA FOETIDA | SPANISH STOPPER | 3-GAL; 18" OA; FULL; HEAVY; A.S. | 15.00 | 195.00 |
| HYM | 65 | HYMENOCALLIS LATIFOLIA | SPIDER LILY | 1-GAL; 30" OA; FULL; HEAVY; 30"OC. | 8.00 | 520.00 |
| IXO | 25 | IXORA 'NORA GRANT' | NORA GRANT IXORA | 3-GAL; 24" OA; FULL; HEAVY; A.S. | 9.00 | 225.00 |
| MUH | 169 | MUHLENBERGIA CAPILLARIS | MUHLI GRASS | 3-GAL; 18" OA; FULL; HEAVY; A.S. | 8.00 | 1352.00 |
| NEF | 19 | NEPHROLEPIS FALCATA | MACHO FERN | 3-GAL; 24"+ OA.; FULL; HEAVY; A.S. | 10.00 | 190.00 |
| PEN | 20 | PENNISETUM SETACEUM 'ALBA' | WHITE FOUNTAIN GRASS | 3-GAL; 24" OA; FULL; HEAVY; A.S. | 8.00 | 160.00 |
| POD | 117 | PODOCARPUS MACROPHYLLUS 'MAKI' | YEW PODOCARPUS | 3-GAL; 24" OA; FULL-TO-BASE; A.S. | 9.00 | 1053.00 |
| SPA | 155 | SPARTINA BAKERI | SAND CORDGRASS | 1-GAL.; 15-18" HT.; 36" OC. | 3.50 | 542.50 |
| TRI | 38 | TRIPSACUM DACTYLOIDES | FAKAHATCHEE GRASS | 3-GAL; 18" OA; FULL-TO-BASE; A.S. | 8.00 | 304.00 |
| VIO | 53 | VIBURNUM OBOVATUM | WALTER'S VIBURNUM | 3-GAL; 18" OA; FULL-TO-BASE; A.S. | 9.00 | 477.00 |
| LIR | 210 | LIRIOPE MUSCARI 'EVERGREEN GIANT' | EVERGREEN GIANT LIRIOPE | 1-GAL; 12" OA; FULL; HEAVY; 15"OC. | 4.50 | 945.00 |

SHRUBS/GC SUB: 6,909.50

TOTAL PLANT MATERIAL: 25,194.50

MULCH (21 CY @ \$45) 945.00

SOD (12.5K SF @ \$0.27) 3375.00

HYDRO-SEED (6K SF @ \$0.20) 1200.00

IRRIGATION (ESTIMATE) 5000.00

35,714.50