
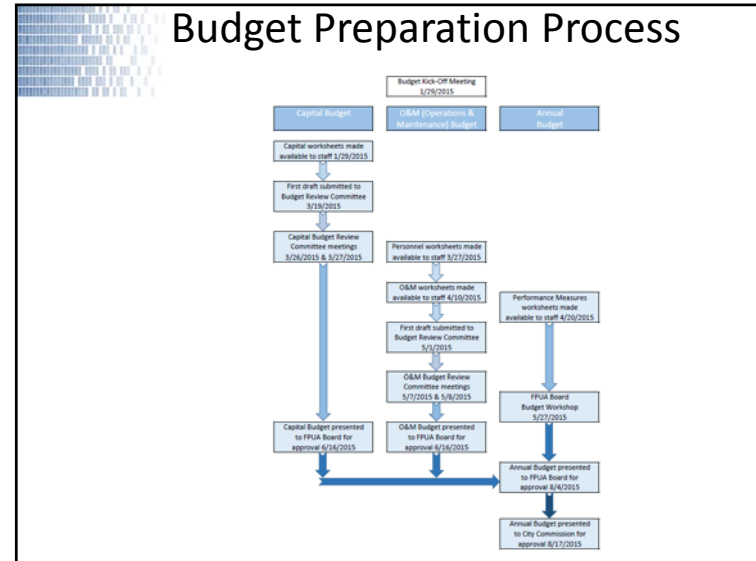


Fort Pierce Utilities Authority

ANNUAL BUDGET

FY 2016 Original
FY 2015 Amended

Presentation to Fort Pierce City Commission
August 17, 2015

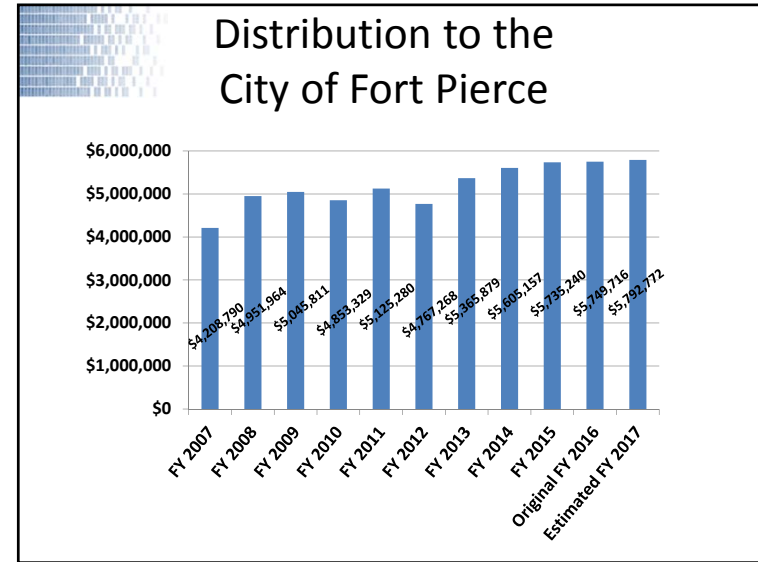
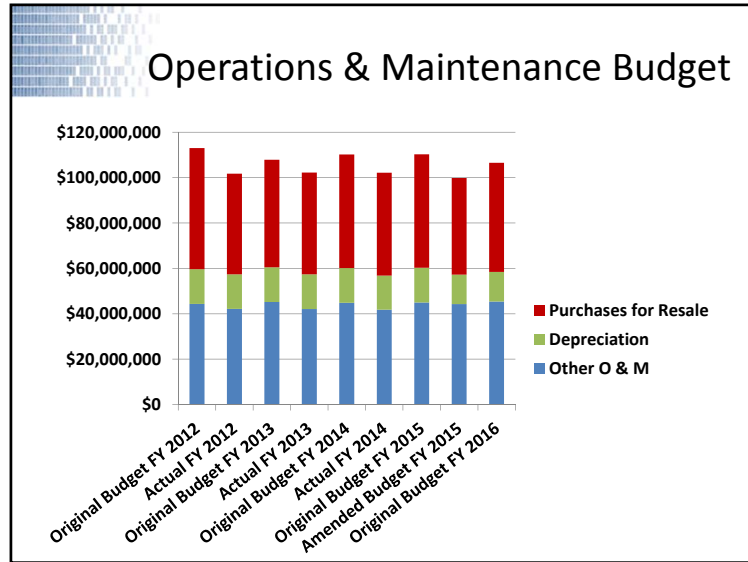



Budget Totals

	FY 2015 Amended	FY 2016 Original
Total Revenues	\$100,835,179	\$105,412,042
Operations & Maintenance (net of transfers)	\$97,919,812	\$104,580,579
Capital	\$20,446,835	\$19,730,435

Budget Trends (in millions)

	FY 2013		FY 2014		FY 2015		FY 2016		FY 2013-2016 Cumulative Change
	Original Budget	Annual Budget	Original Budget	Annual Change	Original Budget	Annual Change	Original Budget	Annual Change	
Rate-Funded Capital	\$ 11.0	\$ 14.8	35%	\$ 14.8	0%	\$ 13.6	-8%	24%	
Rate-Funded O & M	\$ 44.0	\$ 42.5	-3%	\$ 42.9	1%	\$ 43.3	1%	-2%	
Purchases for Resale	\$ 47.4	\$ 50.1	6%	\$ 50.0	0%	\$ 48.1	-4%	1%	



Top Nine FY 2016 Capital Projects

Repump #1 (Jaycee) Rehabilitation	\$2,050,000
2 nd Street – Seaway to Taylor Creek	\$999,000
Governmental & Other Required	\$976,000
Parkland Boulevard Water Main	\$544,117
Sand Filter Rehabilitation	\$527,960
High Service Pump #4	\$475,000
Main/Service/Valve Replacements	\$450,000
Wastewater Main Lining	\$450,000
Transmission & Distribution Impr.	\$447,488

Requesting Approval

	FY 2015 Amended	FY 2016 Original
Total Revenues	\$100,835,179	\$105,412,042
Operations & Maintenance (net of transfers)	\$97,919,812	\$104,580,579
Capital	\$20,446,835	\$19,730,435