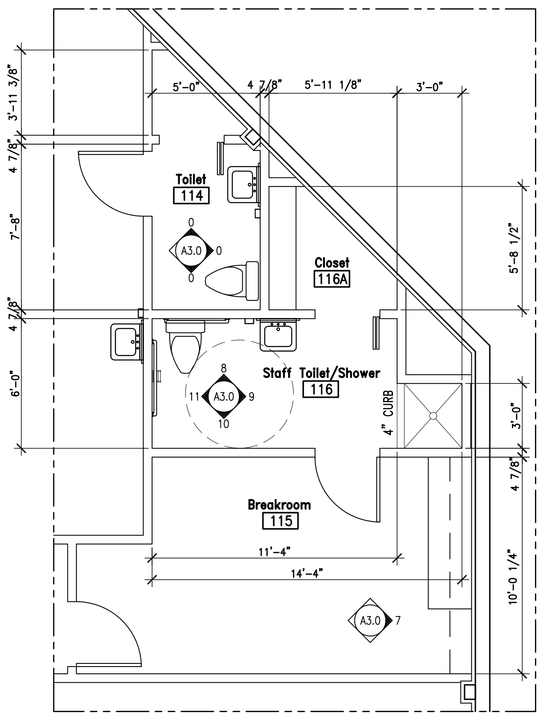

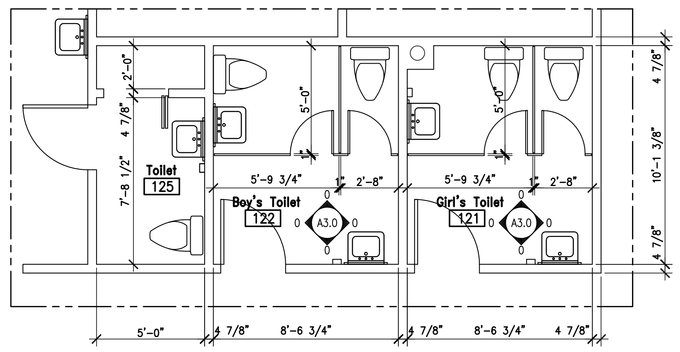

ENLARGED PARTIAL FLOOR PLANS

SCALE : 1/8" = 1'-0"

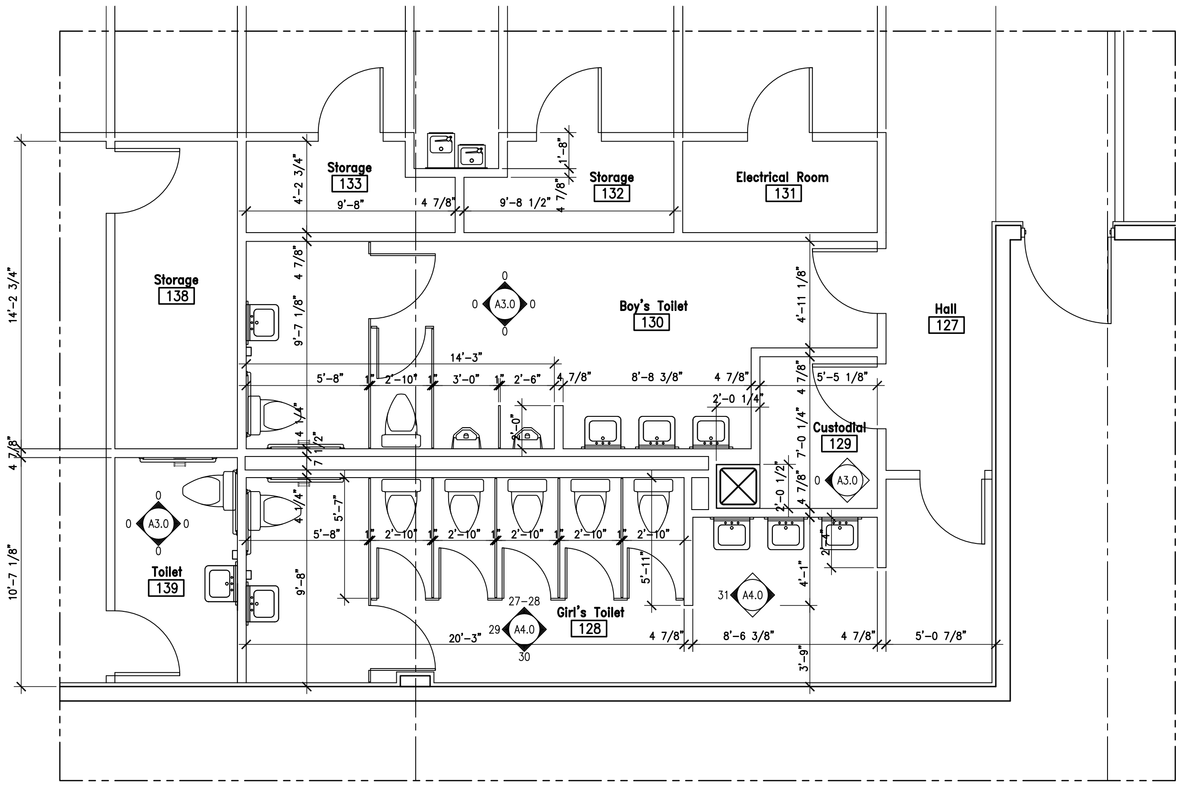

ENLARGED PARTIAL FLOOR PLAN

SCALE : 1/8" = 1'-0"

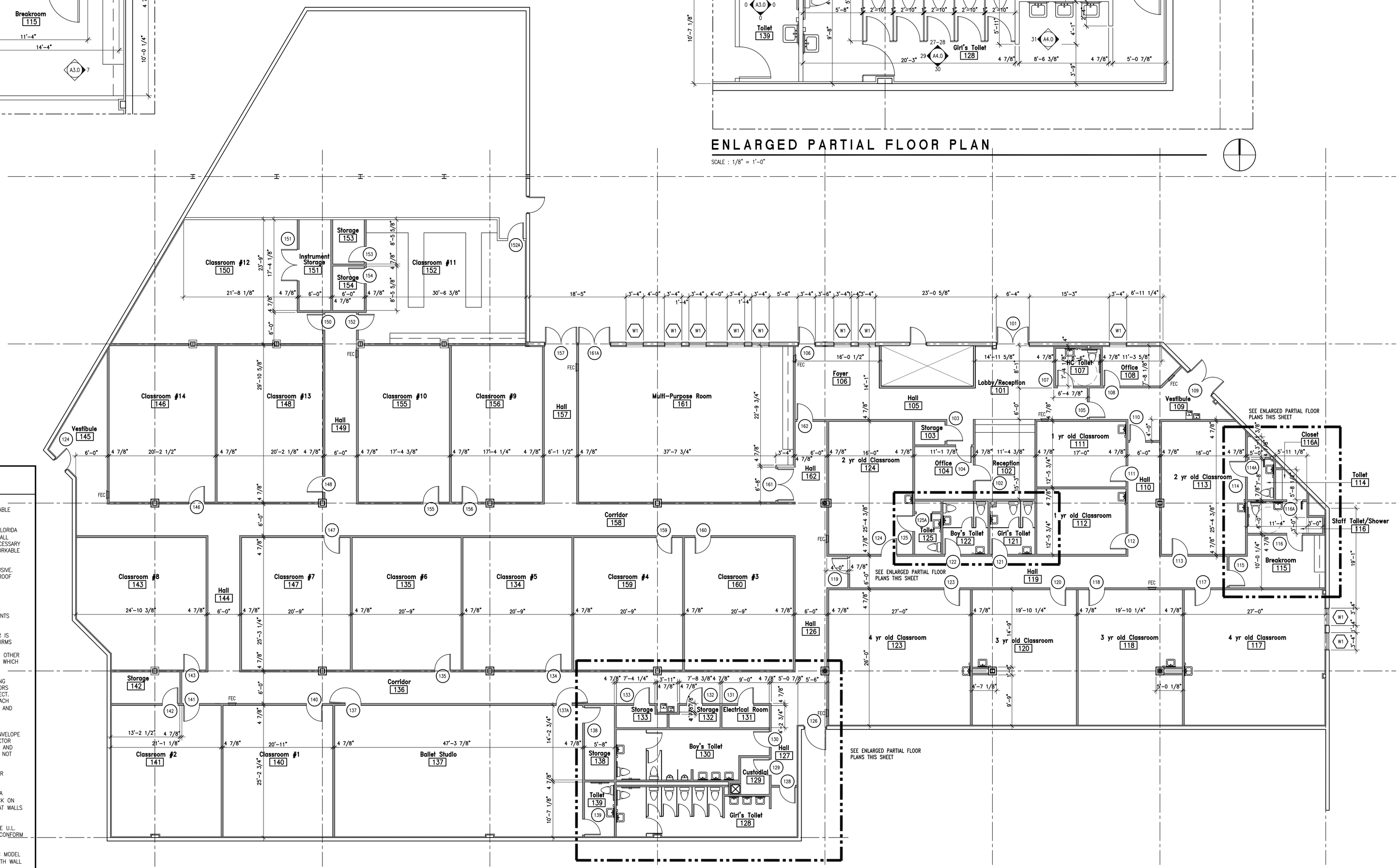

FLOOR PLAN

SCALE : 1/8" = 1'-0"

GENERAL NOTES

1. ALL WORK SHALL BE DONE IN STRICT ACCORDANCE WITH ALL APPLICABLE CODES / AGENCIES HAVING JURISDICTION.

2. CONSTRUCTION SHALL FOLLOW APPLICABLE SECTIONS OF THE 2010 FLORIDA BUILDING CODE AS ADOPTED BY THE CITY/COUNTY AS APPLICABLE AND ALL APPLICABLE AMENDMENTS. BUILDER SHALL SUPPLY AND INSTALL ALL NECESSARY DEVICES AND EQUIPMENT TO ENSURE SAFE, FULLY OPERATIONAL AND WORKABLE SYSTEMS AND BUILDING.

3. THESE DOCUMENTS ARE NOT TO BE CONSTRUED AS BEING ALL INCLUSIVE. REFER TO DOCUMENTS PREPARED BY OTHERS FOR CIVIL, STRUCTURAL, ROOF SYSTEM DESIGN, MECHANICAL, PLUMBING, FIRE PROTECTION, ELECTRICAL, LANDSCAPE AND IRRIGATION FOR THOSE REQUIREMENTS AS CONTAINED SPECIFICALLY IN EACH OF THE SEPARATE PACKAGES LISTED ABOVE.

4. THE CONTRACTOR IS RESPONSIBLE FOR ALL WORK SHOWN BY THESE DOCUMENTS AND FOR COORDINATION WITH ANY AND ALL OTHER DOCUMENTS PREPARED BY OTHERS.

5. BUILDER SHALL COORDINATE ALL THE WORK OF ALL TRADES. BUILDER IS RESPONSIBLE FOR OVERSEEING ALL WORK PERFORMED BY COMPETENT FIRMS EXPERIENCED IN THE INSTALLATION OF THEIR SPECIFIC WORK. EACH SUBCONTRACTOR MUST HOLD CURRENT STATE REGISTRATION AS WELL AS OTHER LICENSES WHICH MAY BE REQUIRED BY THE GOVERNING MUNICIPALITY IN WHICH THE PROJECT IS LOCATED.

5. BUILDER SHALL REVIEW DRAWINGS IN THEIR ENTIRETY BEFORE STARTING WORK. THE BUILDER SHALL ACCEPT FULL RESPONSIBILITY FOR ANY ERRORS AND OMISSIONS NOT REPORTED IMMEDIATELY IN WRITING TO THE ARCHITECT. BACK CHARGES WILL NOT BE ACCEPTED. BEFORE COMMENCING WORK, EACH CONTRACTOR/SUBCONTRACTOR SHALL VERIFY MEASUREMENTS, LOCATIONS AND COORDINATE AS REQUIRED BETWEEN ALL RELATED TRADES. DO NOT SCALE DRAWINGS.

6. THESE PLANS AS DRAWN AND NOTED, COMPLY WITH THE BUILDING ENVELOPE ENERGY REQUIREMENTS OF THE FLORIDA MODEL ENERGY CODE. CONTRACTOR SHALL FAMILIARIZE HIMSELF WITH THE GOVERNING CODE IN ITS ENTIRETY AND BUILD IN ACCORDANCE WITH ALL PROVISIONS OF THIS CODE WHICH MAY NOT BE SPECIFICALLY ADDRESSED ON THE PLANS AND NOTES.

7. BUILDER IS RESPONSIBLE FOR ADEQUATE BRACING OF STRUCTURAL OR NON-STRUCTURAL MEMBERS DURING CONSTRUCTION.

8. GYPSUM WALLBOARD SHALL COMPLY WITH ASTM C36 AND SHALL BE A MINIMUM OF 5/8" THICK ON (VERTICAL) WALL SURFACES AND 5/8" THICK ON CEILINGS (HORIZONTAL). PROVIDE MOISTURE RESISTANT GYPSUM BOARD AT WALLS BEHIND WET AREAS.

9. ALL RATED PARTITIONS AND/OR ASSEMBLIES SHALL MEET APPROPRIATE U.L. STANDARDS AND ALL PENETRATIONS THRU RATED CONSTRUCTION SHALL CONFORM WITH APPLICABLE RATED ASSEMBLY INSTALLATION.

10. FIRE EXTINGUISHERS SHALL HAVE A U.L. LABEL RATING OF 4A-60BC MODEL #COSMIC 10E AS MANUFACTURED BY J.L. INDUSTRIES OR EQUIVALENT WITH WALL BRACKET. LOCATION AND MOUNTING SHALL COMPLY WITH ALL CODES.

11. ALL SUBCONTRACTORS SHALL SUPPLY A WRITTEN WARRANTY THAT SHALL GUARANTEE ALL MATERIALS AND WORKMANSHIP FOR ONE (1) YEAR FROM THE DATE OF FINAL COMPLETION AND ACCEPTANCE OF THE WORK. THE SUBCONTRACTOR MUST CORRECT ANY DEFECT THAT OCCURS DURING THAT INTERVAL WITHOUT ADDITIONAL COST TO THE OWNER OR GENERAL CONTRACTOR.

DLB
04.10.15

dB

Don Bergman
ARCHITECTURE, LLC

P: 772-466-5832
C: 772-708-0164

License No. AA 26002432

P.O. Box 13537
4362 Gator Trace Lane
Fort Pierce , Florida
34982

St. James Christian Academy

Warehouse Classroom Expansion

Orange Blossom Business Center
Okeechobee Road
Ft. Pierce, FL

Seal :

© 2015 Don Bergman Architecture

This document, Sheet No. A-1.0 has been prepared specifically for this Project. This document is not suitable for use on other projects or in other locations without the approval and participation of Don Bergman Architecture LLC, AA26002432. Reproduction and/or reuse is prohibited.

Consultant :

Key Plan :

Sheet Title :
Dimensional Control Floor Plan
Enlarged Partial Floor Plans

As Shown

Revisions :

Comm. :	Date :
15-002	05.13.15
Drawn :	**Checked :**
DBA	DLB

Sheet No.

A-1.0

Of: