

CITY OF FORT PIERCE

PLANNING DEPARTMENT

COMPREHENSIVE PLANNING • DEVELOPMENT REVIEW
HISTORIC PRESERVATION • URBAN DESIGN • URBAN FORESTRY • ZONING

Certificate of Appropriateness Application

Building & Site Information

Address of the Site: 116 N. 2ND STREET, FT. PIERCE FL 34979
Parcel ID #: 2410-503-0070-0000-0
Type of Designation: Contributing Non-contributing Site within the _____ Historic District
 Individually Designated Site, City Commission Resolution No. _____

Property Owner/ Applicant Information

Property Owner(s)
Name(s): RFMD INVESTMENTS, LLC
Mailing Address: PO BOX 650991, VERO BEACH FL 34965
Phone Number(s): 772-979-1115 Email: rfmdinvestments@aol.com

Applicant
Name(s): SUBWAY / MARK FLOYD
Mailing Address: 1924 SW GATLIN BLVD, PSL 34953
Phone Number(s): _____ Email: viper2u@msn.com

Representative
Name(s): MICHAEL WALDROP - INNOVATION CONTRACTING, INC.
Mailing Address: PO BOX 12757, FT PIERCE, FL 34979
Phone Number(s): 772-519-9108 Email: mwaldrop@innovationcontracting.com

Property Owner(s) Acknowledgements:- This application will not be considered complete without the signature of all property owners of record, which shall serve as an acknowledgement of the submission of this application. The property owner's signature below shall also authorize the Applicant (if other than the property owner) and/or Representative to act in his/her behalf for the purposes of seeking approval for the application described herein. The undersigned consents to inspection and photographing of the subject property by the Historic Preservation staff for purposes of consideration of this Application and/or presentation to the Historic Preservation Board.

I / We, RFMD Investments, LLC as Owner(s) of the subject property, do hereby authorize the filing of this application on my/our behalf.


Signature of Owner

2/5/2015
Date

Description of Requested Work

Please indicate the type of work requested:

- Fence
- Shed
- Door(s)
- Roof
- Window(s)
- Signage
- Shutter(s)
- Porch
- Rehabilitation
- New Construction
- Demolition
- Relocation

Site Improvements (describe) ADD SIGNAGE @ FRONT & BACK OF SANDWICH SHOP
 Other (describe) ABOVE TENANT SPACE

Please provide a detailed description of the proposed work to be performed:

ADD SIGNAGE @ FRONT & BACK OF TENANT SPACE

Have other alterations been made to the site within the last 12 months? No Yes Interior Build out

Will the proposed work require a Zoning Variance? No Yes, Code Section(s): _____


Application Requirements

- \$10.00 Application fee
- Site Plan with dimensions.
- Architectural Drawings:
 - Drawings should show all current and proposed floor plans and elevations, fences, walls, and any other landscape features.
 - Drawings should indicate materials to be used.
- Photos - One (1) color photograph of the main façade of the site and photographs of any areas affected by the proposed project.
- Material(s) specifications and/or sample(s)
- Color samples.
- Demolition - Plans for what will be taking the demolished structure's place should be submitted.

8' X 18" "SUBWAY SIGN
ATTACHED TO WALL

FOR LEASE
772-766-6618

ADD SUBWAY LOGO AT
AWNING FACE (3)



STANDARD "SUBWAY" SIGN

Front Sign



96"

18 1/2"

SHOPPES

SUBWAY

1866

SUBWAY

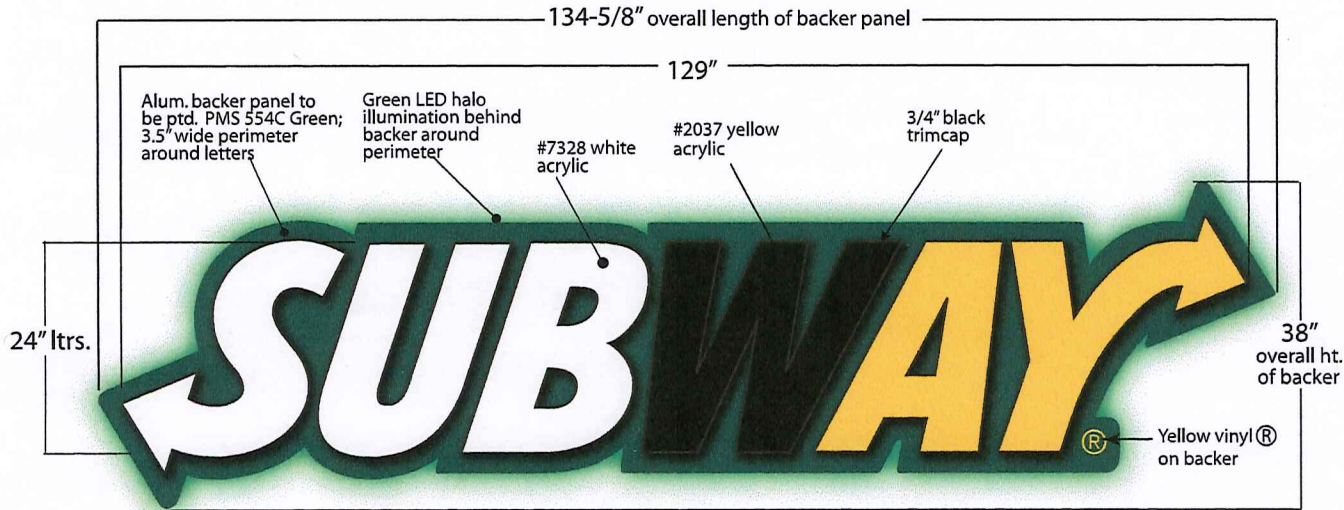
OPEN

1866

FAST PIZZA/SALADS CATERING

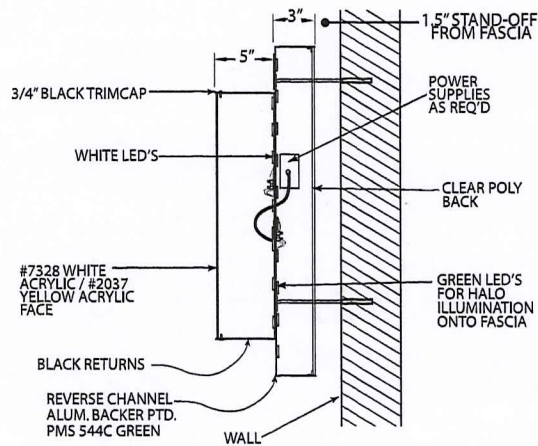
Example*

Rear Sign



24" LED CHANNEL LETTERS ON LED HALO ILLUM'D ALUM. BACKER

NOTE: Exact dimensions may change slightly with final engineering.



SECTION DETAIL

GENERAL SPECIFICATIONS:

Materials:

.040 alum. returns; .063 alum. backs (channel letters)
 .040 alum. faces and returns w/ clear poly back (halo backer)

Depth: 5" (channel letters); 3" (halo backer)

Channel Letter Faces:

.118 #7328 white acrylic (SUB); .118 #2037 yellow acrylic (WAY)

Trimcap: 3/4" black

Area Squared: 35.52 Sq. Ft.

Area Actual: (TBE) Sq. Ft.

Weight (Est.):

- (TBE) lbs. (crated)
- (TBE) lbs. (uncrated)

Wind Load: 35 psf/90 mph

ELECTRICAL

Illumination (Channel Letters):

- White LED's ()

Ballast/Power Supply:

- ___ watt remote power supply

Line Load:

- ___ Amps @ 120 VAC
- (1) 20 Amp circuit

Illumination (Halo Backer):

- Green LED's ()

Ballast/Power Supply:

- ___ watt remote power supply

Line Load:

- ___ Amps @ 120 VAC
- (1) 20 Amp circuit

Disconnect Switch: (TBE)

COLORS:

Interiors: Ptd. white

Channel Letter Returns: Ptd. gloss black

Halo Backer Face & Returns: Ptd. PMS 554C Green

These product sheets are the exclusive property of Everbrite LLC. Use of this property in any manner without express written permission of Everbrite LLC is prohibited. Drawings are for graphic purposes only and not intended for actual construction. For more specific manufacturing detail, please refer to engineering specifications and install drawings.



Everbrite LLC
 4949 S 110th Street, Greenfield, WI 53220
 Phone: 414-529-3500 • Fax: 414-529-7191
 Website: www.everbrite.com

Part No: (TBD)
 Description: 24" LED Channel Letters w/ Halo Illuminated Backer

Project No: 292407
 Date: 2/20/13
 Drawn By: CH

