




Director of Utilities
"Committed to Quality"

MEMORANDUM

TO: Fort Pierce City Commission

FROM: Clayton W. Lindstrom, P.E. 
FPUA Director of Utilities

DATE: April 8, 2016

SUBJECT: Agenda Request for April 18, 2016 City Commission Meeting
Extra City Distribution Funds

At the FPUA Board meeting held on April 5, 2016, the Board instructed the Director of Utilities to recommend the Fort Pierce City Commission to direct City staff to apply the extra City Distribution funds, in the amount of \$155,541, toward FPUA's Weatherization Program.

In 2012, FPUA restructured its Electric rate to move \$30 per 1,000kWh from the Power Cost Adjustment (PCA) to the base power cost included in the base rate, making no adjustment to the total bill. As a result, the PCA decreased from \$35 per 1,000kWh to \$5 per 1,000kWh at that time. Since then, natural gas prices, and therefore power costs, have continued to decrease. Beginning July 1, 2015, the PCA dropped below zero.

The calculation of the City Distribution is set forth within the City of Fort Pierce Charter, Article XII, Section 178. Because the PCA (positive or negative) is not included in this calculation, FPUA is continuing to pay distribution on the base power cost of \$79.52 per 1,000kWh included in the base rate. FPUA recovered \$75.53 per 1,000kWh from the customer during the fiscal year ended September 30, 2015 (FY 2015). The negative PCA for FY 2015 resulted in a credit to FPUA customers of \$2,592,357. FPUA will pay an additional \$155,541 in City Distribution this year as a result of the change implemented in 2012. Applying the extra funds toward FPUA's Weatherization Program will provide a benefit to Fort Pierce citizens today and into the future.

If you have any questions or are in need of additional information, please contact me.


Attachment: PowerPoint Presentation

FPUA Distribution to the General Fund of the City of Fort Pierce

Presented to the City Commission

April 18, 2016





Distribution to the City

\$5,809,302


Gross Revenue	\$ 100,281
Plus:	
Power Cost and Purchased Gas Adjustments	1,940
Gas Piping and Appliance Costs	52
	<hr/>
	102,273
Less:	
Capital Contributions	2,471
FMPA O&M Contract Income	1,809
FPUAnet Operating Revenue	438
Manatee Observation and Education Center Operating Revenue	390
Revenue for City Billing	187
Grant Revenue	81
Gas Piping and Appliance Revenue	75
Adjusted Gross Revenue	<hr/> <u>\$ 96,822</u>
Amount distributable to General Fund, City of Fort Pierce at 6% of gross revenues, as defined	<hr/> <u>\$ 5,809</u>




Customer Savings

Negative PCA resulted in
credits to customers totaling
\$2,592,357

8% Reduction in electric costs



Negative PCA resulted in an
additional \$155,541
contribution to the City
on revenue not collected



Recommendation is that the
additional \$155,541 be
utilized for weatherization projects



Energy Conservation Funding FY 2016

FPUA contributes \$55,000 annually

City has designated \$20,000

FMPA currently contributing \$62,591
for rebates

FPUA Weatherization Educational Outreach Program (WEOP)

17 homes completed in FY 2015

60 more customers could be helped
with additional funding of \$155,541



WEOP

2014	# Homes Completed:	8
	FPUA Cost:	\$12,019.49
	City Contribution	\$13,331.00
	Total Cost:	\$25,359.49
	Average Cost Per Home	\$3,168.81
2015	# Homes Completed	17
	FPUA Cost:	\$49,551.93
	Average Cost Per Home	\$2,914.82
2016	# Homes Completed	4
	# Homes In Progress	2
	FPUA Cost to Date:	\$15,457.41
	Average Cost Per Home	\$2,576.35

Figures as of February 8, 2016



Red: increase in consumption

Green: decrease in consumption

Location No.	# Months	EB-WEOP	EA-WEOP	Electric Difference	WB-WEOP	WA-WEOP	Water Difference	Total Spent on Home
21303000	21	10,792	8,922	-1,870	49,000	44,000	-5,000	\$ 2,995.86
55263000	21	16,750	30,507	13,757	17,900	15,300	-2,600	\$ 4,804.86
55316000	20	22,377	21,153	-1,224	92,000	116,000	24,000	\$ 3,807.66
72571000	19	31,050	31,314	264	59,000	72,000	13,000	\$ 2,456.20
63748000	17	47,134	44,750	-2,384	178,000	211,000	33,000	\$ 1,871.86
63027200	17	20,014	19,514	-500	133,000	72,000	-61,000	\$ 3,694.96
61401220	16	34,229	28,676	-5,553	198,000	248,000	50,000	\$ 4,650.55
22476090	16	14,198	14,883	685	54,000	68,000	14,000	\$ 3,258.67
61401380	16	15,810	16,718	908	120,000	96,000	-24,000	\$ 4,348.05
41772500	15	10,649	17,413	6,764	70,000	74,000	4,000	\$ 2,098.78
63045200	14	26,221	21,672	-4,549	70,000	49,000	-21,000	\$ 764.26
51396000	12	16,773	13,739	-3,034	107,000	64,000	-43,000	\$ 217.31
41624000	11	18,543	22,900	4,357	42,000	50,000	8,000	\$ 3,579.10
32148000	10	4,238	8,289	4,051	18,000	36,000	18,000	\$ 3,615.03
32451000	9	2,890	7,384	4,494	8,000	15,000	7,000	\$ 2,635.33
53240056	8	6,993	6,461	-532	21,000	13,000	-8,000	\$ 334.74
73333050	8	10,442	13,559	3,117	29,000	42,000	13,000	\$ 3,476.37
73161330	7	4,339	5,057	718	24,000	20,000	-4,000	\$ 3,208.06
32453000	6	7,397	8,266	869	38,000	43,000	5,000	\$ 2,151.28
34670000	5	4,893	5,325	432	99,000	22,000	-77,000	\$ 3,125.62
55116000	4	5,106	7,053	1,947	14,000	6,000	-8,000	\$ 3,044.24
54251056	4	2,475	3,137	662	n/a	n/a	n/a	\$ 2,602.78
51589000	4	4,983	5,055	72	52,000	54,000	2,000	\$ 4,231.37
11636000	4	3,573	3,978	405	26,000	30,000	4,000	\$ 4,603.75
71946626	4	2,096	2,714	618	7,000	5,000	-2,000	\$ 4,775.26
				24,474			-60,600	



EB-Electric before WEOP

EA – Electric After WEOP

WB- Water before WEOP

WA = Water after WEOP



Additional Benefits Besides Energy Conservation Measures

- Security of new doors and locks.
- Electrical Safety issues are addressed.
- Ensure all exterior lights are working (crime deterrent).
- Better understanding of your utility bill and usage.
- Customer fills out Indiantown Non-Profit Application, receives assistance.
- St. Lucie County uses the WEOP for its Florida Green Building Coalition Recertification as a Gold County.
- Upon completion, homeowner signs release and we say, **“We’ve done our part; it’s time for you to do your part.”**

Please consider contribution of
\$155,541 to weatherize homes
of income-qualified homeowners
in the City of Fort Pierce

