

Bldg. Permit # \_\_\_\_\_

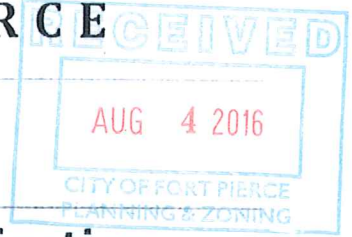
COA# 16-43



# CITY OF FORT PIERCE

## PLANNING DEPARTMENT

COMPREHENSIVE PLANNING ◊ DEVELOPMENT REVIEW  
HISTORIC PRESERVATION ◊ URBAN DESIGN ◊ URBAN FORESTRY ◊ ZONING



### Certificate of Appropriateness Application

#### Building & Site Information

Address of the Site: 210 S. Indian River Dr. Fort Pierce, FL 34950  
Parcel ID #: 2410-510-0007-000-0  
Type of Designation:  Contributing  Non-contributing Site within the Downtown Historic District  
 Individually Designated Site, City Commission Resolution No. \_\_\_\_\_

#### Property Owner/ Applicant Information

Property Owner(s)  
Name(s): St. Andrews Episcopal Church  
Mailing Address: 210 S. Indian River Dr. Fort Pierce, FL 34950  
Phone Number(s): 772-461-5009/ 772-201-4449 Email: suncoast824@earthlink.net

Applicant  
Name(s): JA Taylor Roofing Inc.  
Mailing Address: 302 Melton Dr, Fort Pierce, FL 34982  
Phone Number(s): 772-466-4040 Email: Nadine@jATaylorRoofing.com

Representative  
Name(s): \_\_\_\_\_  
Mailing Address: \_\_\_\_\_  
Phone Number(s): \_\_\_\_\_ Email: \_\_\_\_\_

*Property Owner(s) Acknowledgements:- This application will not be considered complete without the signature of all property owners of record, which shall serve as an acknowledgement of the submission of this application. The property owner's signature below shall also authorize the Applicant (if other than the property owner) and/or Representative to act in his/her behalf for the purposes of seeking approval for the application described herein. The undersigned consents to inspection and photographing of the subject property by the Historic Preservation staff for purposes of consideration of this Application and/or presentation to the Historic Preservation Board.*

I / We, St. Andrews Episcopal Church as Owner(s) of the subject property, do hereby authorize the filing of this application on my/our behalf.

Guido CHIBAS  
Signature of Owner JR. WARDEN

8/04/2016  
Date

**Description of Requested Work**

Please indicate the type of work requested:

- Fence                       Shed                       Door(s)                       Roof  
 Window(s)                       Signage                       Shutter(s)                       Porch

- Rehabilitation                       New Construction                       Demolition                       Relocation

Site Improvements (describe) RE-ROOF

Other (describe) \_\_\_\_\_

Please provide a detailed description of the proposed work to be performed: \_\_\_\_\_

TEAR OFF TILE, RE-NAIL DECK. INSTALL 1" STANDING SEAM ALUMINUM ROOF  
PANEL SYSTEM OVER SELF-ADHERED UNDERLAYMENT

Have other alterations been made to the site within the last 12 months?  No  Yes, \_\_\_\_\_

Will the proposed work require a Zoning Variance?  No  Yes, Code Section(s): \_\_\_\_\_

**Application Requirements**

- \$10.00 Application fee
  - Site Plan with dimensions.
  - Survey (New Construction)
  - Architectural Drawings:
    - Drawings should show all current and proposed floor plans and elevations, fences, walls, and any other landscape features.
    - Drawings should indicate materials to be used.
  - Photos - One (1) color photograph of the main façade of the site and photographs of any areas affected by the proposed project.
  - Material(s) specifications and/or sample(s)
  - Color samples.
- 
- Demolition – Plans for what will be taking the demolished structure’s place should be submitted.

l'd

Treasure  
Coast  
Building  
Engineers,  
Inc.

Harvey E. Koehnen  
Professional Engineer #32831  
Architect #AR0009471  
Certified General Contractor #CGC024776

7205 Elyse Circle  
P S L Florida 34952-8212  
PHONE(772) 466-5509  
FAX(772) 489-3035  
E-MAIL:hkoehnen@tcbeweb.com

Contractor J A TAYLOR

Owner ST ANDREWS CHURCH

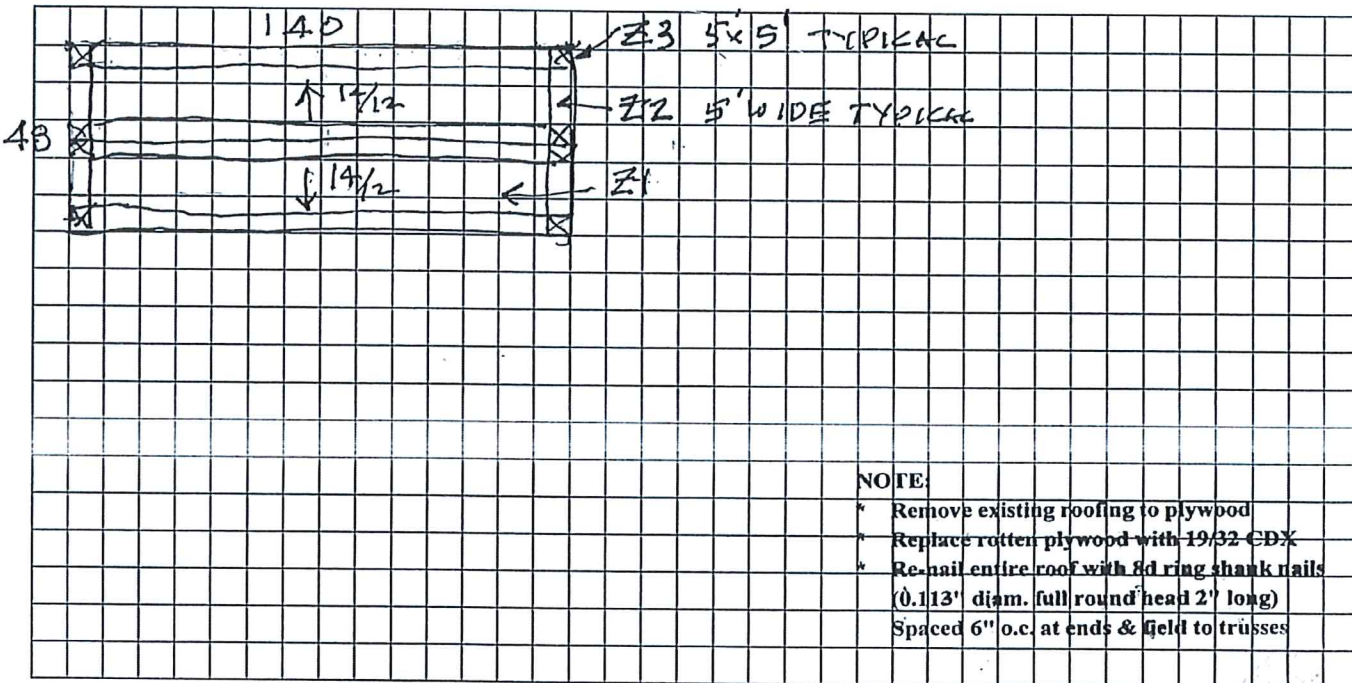
Date 7/10/16

Job Address 210 S. INDIAN RIVER DRIVE

METAL ROOFING ENALERT 1101.040 ALUM 1" S.S. COLOR

NEW ROOF  RE-ROOF  REPAIR  AREA 115 SQ.

**METAL ROOF PLAN**



*Harvey Koehnen  
PE 32831  
7/10/16*

ASCE 7-10 & FBC 2014 5th Edition ENCLOSED BLDG  SEMI ENCLOSED BLDG  OPEN

PART 2 LOW RISE C&C SIMPLIFIED

RISK CAT 2/V = 170 / EXPOSURE D /  $\lambda =$           /  $K_{zt} = 1.0/h$  2.5 / 14/12 PITCH RIDGE 30'

ROOF SYSTEM SUNB LOCK NOA FL 11698.7 R.2 1101.040 ALUM.

ZONE 1 P @          @ h=30 =          X          =          PSF x 0.6 = -52.3

ZONE 2 P @          @ h=30 =          X          =          PSF x 0.6 = -61.1

ZONE 3 P @          @ h=30 =          X          =          PSF x 0.6 = -40.1

MAX DESIGN PRESSURE PER NOA -32.5 @ 8"

DECK TYPE PLYWOOD THICKNESS 1 1/2 " MIN.

BASE SHEET WEATHER LOCK NO. OF PLYS 1 FASTENER TYPE          SPACING SELF & OTHER 124.

PLY SHEET          NO. OF PLYS          FASTENER TYPE          SPACING         

TOP PLY          NO. OF PLYS          FASTENER TYPE          SPACING         

INSULATION BASE LAYER TYPE          SIZE         

TYPE OF FASTENERS: SPACING FIELD          PERIMETER          CORNERS         

INSULATION TOP LAYER TYPE          SIZE         

TYPE OF FASTENERS/OR BONDING MATERIAL #10 x 1" PANCAKE HEAD WOOD SCREWS S.S.

DRIP EDGE SIZE 3" x 3" DRIP MATERIAL .016 ALUM FLASHING MATERIAL .040 ALUM (CONTIN. FLASH AT EAVE)

FASTENER SPACING FOR METAL ROOF PANELS: FIELD 8" PERIMETER 5" CORNER 5"

**T reasure  
C oast  
B uilding  
E ngineers,  
Inc.**

**Harvey E. Koehnen**  
Professional Engineer #32831  
Architect #AR0009471  
Certified General Contractor #CGC024776

These Tables Are For Roof Coverings

Roof coverings Installed on Buildings with a  
Mean Roof Height of 30' or Less Located in Exposures B, C or D  
Table R301.2 [2] or Figure 30.5-1 ASCE 7-10

COMPONENTS AND CLADDINGS WORST CASE DESIGN PRESSURE [PSF]

		170 Exp B (30' HT)	170 Exp C (One Story*)	170 Exp C (Two Story*)	170 Exp D (One Story*)	170 Exp D (Two Story*)
Roof > 0 to 7 degrees 7 degrees = 11/2/12 pitch	Zone 1	-31.5	-38.1	-44.1	-46.3	-52.3
	Zone 2	-52.9	-64.0	-74.0	-77.7	-87.7
	Zone 3	-79.5	-96.2	-111.3	-116.9	-132.0
Roof > 7 to 27 degrees 27 degrees = 6/12 pitch	Zone 1	-28.8	-34.9	-40.4	-42.4	-47.9
	Zone 2	-50.2	-60.7	-70.2	-73.8	-83.3
	Zone 3	-74.2	-89.8	-103.9	-109.1	-123.2
Roof > 27 to 45 degrees 45 degrees = 12/12 pitch	Zone 1	-31.5	-38.1	-44.1	-46.3	-52.3
	Zone 2	-36.8	-44.6	-51.6	-54.1	-61.1
	Zone 3	-36.8	-44.6	-51.6	-54.1	-61.1

One Story\* = one story building with a maximum mean roof height of 15 feet

Two Story\* = two story building with a maximum mean roof height of 30 feet

If allowed by the Miami Date N.O.A. of Florida Product Approval, any system that does not meet the minimum components and cladding pressures for the area that the building is located per this form and may require a Florida licensed engineer to revise the fastener spacing.

**T C B E, Inc.**

7205 Elyse Circle  
Port Saint Lucie  
Florida 34952-8212

PHONE (772) 466-5509  
FAX (772) 489-3035  
E-MAIL hkoehnen@tcbeweb.com  
WEB SITE <http://www.tcbeweb.com>

## Evaluation Report "Englert® Series 1101" Metal Roof Assembly

### Manufacturer:

Englert, Inc.

1200 Amboy Avenue  
Perth Amboy, NJ 08862  
(732) 826-8614

for

Florida Product Approval

# FL 11698.7 R2

Florida Building Code 5th Edition (2014)

Method: 1 - D

Category: Roofing

Sub - Category: Metal Roofing

Product: "Series 1101" Roof Panel

Material: Aluminum

Panel Thickness: 0.032"

Panel Width: 16"

Panel Seam: Snap-Lock

Support: Wood Deck

*Reviewed  
HK  
7/6/16*

### Prepared by:


James L. Buckner, P.E., SECB  
Florida Professional Engineer # 31242  
Florida Evaluation ANE ID: 1916  
Project Manager: Diana Galloway  
Report No. 15-126-S1101-A3W-ER  
(Revises 11-188-S1101-A3W-ER)  
Date: 4 / 2 / 15

### Contents:

Evaluation Report

Pages 1 - 7

Secure Electronic Seal for Electronic Submittal



*James L. Buckner*

Digitally Signed by: James L. Buckner, P.E.

2015.04.27 09:58:14 -04'00'

CBUCK, Inc.

1399 N. Killian Drive, Suite 4, West Palm Beach, Florida 33403  
Phone: (561)491-9927 Fax: (561)491-9928 Website: www.cbuckinc.net



**Manufacturer:** Englert, Inc.

**Product Name:** "Series 1101"

**Product Category:** Roofing

**Product Sub-Category:** Metal Roofing

**Compliance Method:** State Product Approval Rule 61G20-3.005 (1) (d)

**Product/System Description:** "Series 1101" Roof Panel  
0.032" Aluminum Nailstrip roof panel mechanically attached to Wood Deck with screws.

**Product Assembly as Evaluated:** Refer to Page 4 of this report for product assembly components/materials & standards:  
1. Roof Panel  
2. Fasteners  
3. Underlayment  
4. Insulation (Optional)

**Support:** **Type:**  
Wood Deck  
(Design of support and its attachment to support framing is outside the scope of this evaluation.)

**Description:**  
• 19/32" or greater plywood,  
• or Wood plank (min. specific gravity of 0.42)

**Slope:** Minimum slope shall be: 3 : 12 or greater  
In compliance with FBC Chapter 15 based on the type of roof covering, applicable code sections and in accordance with manufacturer's recommendations.

**Performance:** Wind Uplift Resistance:  
• Design Uplift Pressure: - 37.5 PSF  
(Refer to "Table A" attachment details herein)

- Performance Standards:** The product described herein has demonstrated compliance with:
- **UL580-06** – *Test for Uplift Resistance of Roof Assemblies*
- Standards Equivalency:** The UL 580-94 standard version used to test the evaluated product assembly is equivalent with the prescribed standards in UL 580-06 adopted by the Florida Building Code 5th Edition (2014).
- Code Compliance:** The product described herein has demonstrated compliance with Florida Building Code 5th Edition (2014), Section 1504.3.2.
- Evaluation Report Scope:** This product evaluation is limited to compliance with the structural requirements of the Florida Building Code, as related to the scope section to Florida Product Approval Rule 61G20-3.001.
- Limitations and Conditions of Use:**
- Scope of “Limitations and Conditions of Use” for this evaluation:  
This evaluation report for “Optional Statewide Approval” contains technical documentation, specifications and installation method(s) which include “Limitations and Conditions of Use” throughout the report in accordance with Rule 61G20-3.005. Per Rule 61G20-3.004, the Florida Building Commission is the authority to approve products under “Optional Statewide Approval”.
  - Option for application outside “Limitations and Conditions of Use”  
Rule 61G20-3.005(1)(e) allows engineering analysis for “project specific approval by the local authorities having jurisdiction in accordance with the alternate methods and materials authorized in the Code”. Any modification of the product as evaluated in this report and approved by the Florida Building Commission is outside the scope of this evaluation and will be the responsibility of others.
  - Design of support system is outside the scope of this report.
  - Fire Classification is outside the scope of Rule 61G20-3, and is therefore not included in this evaluation.
  - This evaluation report does not evaluate the use of this product for use in the High Velocity Hurricane Zone code section. (Dade & Broward Counties)
- Quality Assurance:** The manufacturer has demonstrated compliance of roof panel products in accordance with the Florida Building Code and Rule 61G20-3.0005 (3) for manufacturing under a quality assurance program audited by an approved quality assurance entity through Keystone Certifications, Inc. (FBC Organization ID# QUA 1824).



# **CBUCK Engineering**

FL #: FL 11698.7 R2  
Date: 4 / 2 / 15  
Report No.: 15-126-S1101-A3W-ER  
Page 4 of 7

**Specialty Structural Engineering**

*CBUCK, Inc. Certificate of Authorization #8064*

**Components/Materials  
(by Manufacturer):**

**Roof Panel:** Englert Series 1101  
Material: Aluminum  
Thickness: 0.032" (min.)  
Panel Widths: 16" (max.) Coverage  
Rib Height: 1"  
Alloy Type: 3105-H14  
Corrosion Resistance: Per FBC Section 1507.4.3

**Fastener:**

Type: Pancake-Head Wood Screw  
Size : #10 x 1"  
Corrosion Resistance: Per FBC Section 1506.6 and 1507.4.4  
Standard: Per ANSI/ASME B18.6.1

**Components &  
Materials:  
(by Others)**

**Underlayment:**

Material and application shall be in compliance with FBC Chapter 15 based on the type of roof covering, applicable codes and in accordance with manufacturer's recommendations.

**Insulation (Optional):**

Type: Rigid Insulation Board  
Thickness: 3" (max.)  
Properties:  
Density: 2.25 pcf (lbs/ft<sup>3</sup>) min.  
Or Compressive Strength: 20 psi min.

**Insulation Notes:**

- Rigid Insulation shall meet minimum density OR compressive strength.
- Insulation shall comply with FBC Section 1508. When insulation is incorporated, fastener length shall conform to penetrate thru bottom of support a minimum of 3/16".

**Installation:**

**Installation Method:**

(Refer to "TABLE A" below and drawings at the end of this evaluation report.)

- Fastener Spacing: Refer to "TABLE A" Below  
(along the length of the panel)
- Rib Interlock: Snap-Lock  
(Panel ribs shall be fully engaged to form an integral snap-lock.)
- Minimum fastener penetration thru bottom of support, 3/16".
- For panel construction at the end of panels, refer to manufacturer's instructions and any site specific design.

TABLE "A" ALLOWABLE LOADS	
Design Pressure:	- 37.5 PSF
Fastener Spacing:	8" o.c.
Notes: <ul style="list-style-type: none"><li>• Allowable design pressure(s) for allowable stress design (ASD).</li></ul>	

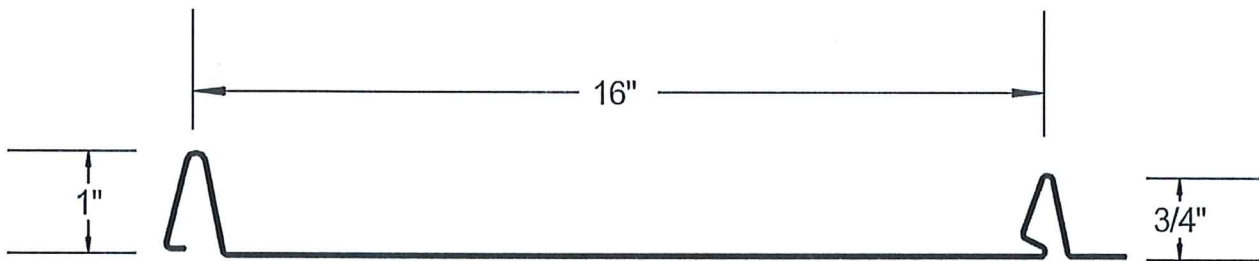
Install the "Series 1101" roof panel assembly in compliance with the installation method listed in this report and applicable code sections of FBC 5th Edition (2014). The installation method described herein is in accordance with the scope of this evaluation report. Refer to manufacturer's installation instructions as a supplemental guide for attachment.

**Referenced Data:**

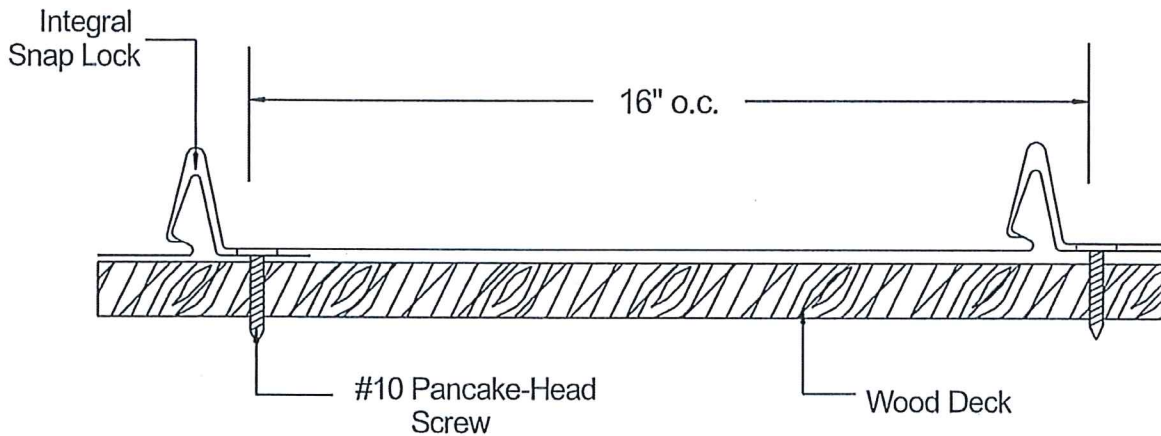
1. UL Class 60 based on UL 580 Uplift Test  
By Hurricane Test Laboratories, Inc. (FBC Organization #TST ID: 1527)  
Report #0155-0716-04, Specimen #1 Date: 9/21/04
2. Quality Assurance  
Keystone Certifications, Inc. (FBC Organization ID# QUA 1824)  
Englert, Inc. Licensee #420
3. Equivalency of Test Standard Certification  
By James L. Buckner, P.E. @ CBUGK Engineering  
(FBC Organization # ANE 1916)
4. Certification of Independence  
By James L. Buckner, P.E. @ CBUGK Engineering  
(FBC Organization # ANE 1916)

## Installation Method Englert, Inc. "Series 1101" (0.032" Aluminum) Roof Panel attached to Wood Deck

### Drawings

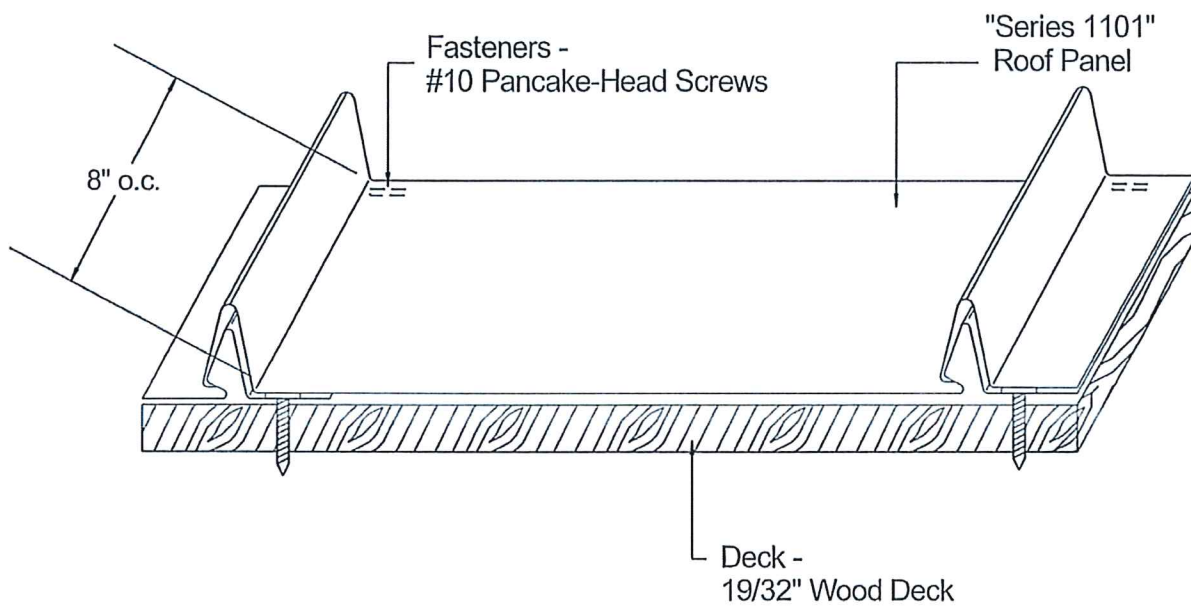


Panel Profile



Typical Assembly Profile View  
(Typical Fastening Pattern Across Width)


**Installation Method  
 Englert, Inc.  
 "Series 1101" (0.032" Aluminum) Roof Panel attached to Wood Deck**



**Typical Roof Assembly  
 Isometric View**

(Optional) Rigid Insulation Board per Page 4 of this report

TABLE "A"	
Design Pressure:	- 37.5 PSF
Fastener Spacing:	8" o.c.



Google earth





Google earth





Google earth



## PermaColor 3500 — Full Strength 70% Kynar 500®/Hylar 5000®

All colors available in Galvalume and Aluminum (.032", .040" & .050"). See your local sales representative for more information.



**SunNet Blue NEW**  
Matches SunNet BIPV Laminate




**Hartford Green**  
R 28.1 • E.9 • SRI 29.7



**Dark Bronze**  
R 29.1 • E.9 • SRI 31



**Mansard Brown**  
R 31 • E.9 • SRI 33.4



**Burgundy**  
R 35.4 • E.9 • SRI 39.2



**Royal Blue**  
R 28 • E.9 • SRI 29.6



**Forest Green**  
R 28.7 • E.89 • SRI 30



**Matte Black**  
R 28.2 • E.9 • SRI 29.8



**Medium Bronze**  
R 32.3 • E.91 • SRI 35.6



**Colonial Red**  
R 36.8 • E.9 • SRI 41




**Pacific Blue**  
R 28.5 • E.9 • SRI 30.1



**Everglade Moss**  
R 32 • E.9 • SRI 34.7



**Charcoal Gray**  
R 30.1 • E.9 • SRI 32.3



**Sierra Tan**  
R 35 • E.91 • SRI 39.1



**Deep Red**  
R 42 • E.91 • SRI 48.2




**Slate Blue**  
R 31 • E.91 • SRI 33.9



**Patina Green**  
R 39 • E.91 • SRI 44.3



**Slate Gray**  
R 40.3 • E.9 • SRI 45.6



**Sandstone**  
R 51 • E.9 • SRI 59.8



**Terra Cotta NEW**  
R 34.8 • E.89 • SRI 37.9



**Bone White**  
R 67 • E.9 • SRI 81.4



**Hemlock Green**  
R 28 • E.92 • SRI 30.4



**Dove Gray**  
R 28 • E.9 • SRI 29.6



**Stone White**  
R 62.5 • E.9 • SRI 75.3



### PermaMetallics 3500\*



**Metallic Copper**  
R 43.8 • E.9 • SRI 50.2



**Champagne**  
R 38.4 • E.91 • SRI 43.5



**Preweathered Galvalume®**  
R 45.7 • E.91 • SRI 53.1

\*These are premium priced paint systems.

R - Denotes Reflectivity  
E - Denotes Emissivity  
SRI - Denotes Solar Reflective Index



Due to the limitations of printing processes, this color chart is not an accurate representation of our actual colors. Sample chips are available on request at no charge. Colors available as of 3/2009.



### Mill Finish



**Galvalume-Plus®**  
R 68 • E.10 • SRI 54.5

CALL ENGLERT FOR DETAILS  
1-800-ENGLERT