




THE SUNRISE CITY

FORT PIERCE
CITY MANAGER'S OFFICE *Florida*

TO : The Honorable Mayor and Members of the City Commission
FROM : Nicholas C. Mimms, P.E., City Manager 
RE : Gang Assessment Report
DATE : November 21, 2016

The attached Gang Assessment Report from the Roundtable of St. Lucie County has been prepared as part of implementation of the Restoring the Village Youth Initiative. It is the culmination of information collected from almost 1200 community members including leaders, residents, students, gang members, and youth serving organizations. This report is being provided for your information.

If you have any questions regarding the Report, please contact Shaniek Maynard at 772-871-5880.

NCM:kmb

Attachment

c: Linda W. Cox, City Clerk/ Asst. City Manager

Sean Boyle, Chair
Children's Services Council

John Bolduc, Vice Chair
Port St. Lucie Police Dept.

Tonya Andreaecchio
Steering Committee Chair

Terissa Aronson
Chamber of Commerce

Linda Bartz
City of Port St. Lucie

Ann Berner
SE FL Behavioral Health Network

Carol DeLoach
Devereux CBC

Chris Dzadovsky
Board of County Commission

Buddy Emerson
St. Lucie Fire District

E. Wayne Gent
St. Lucie School District

Diane Hogley-Burney
Fort Pierce Police Dept.

Hazel Hoylman
Lincoln Park Council of Ministers

Linda Hudson
City of Fort Pierce

Andrew Hunt
Roy A. Hunt Foundation

Karen Knapp
United Way of St. Lucie County

Andrea Kochanowski
Housing Authority of Ft Pierce

Larry Lee, Jr.
State Representative

Tony Loupe
Early Learning Coalition

Robert McPartlan
Dept. of Children & Families

Vern Melvin
Guardian ad Litem

Clint Sperber
FL Dept. of Health

Tony Schwab
19th Judicial Circuit

Richard Stetson
Workforce Solutions

Pete Tesch
Economic Development Council

John Thompson
Dept. of Corrections

Lisa von Seelen
Kids Connected by Design

Wydee'a Wilson
Dept. of Juvenile Justice

Garry Wilson
St. Lucie Sheriff's Office



546 NW University Blvd. Suite 204
Port St. Lucie, FL 34986
Tel. 772-871-5880 Fax 772-408-1111
www.roundtableslc.com

Dear City Manager Nick Mimms:

I have enclosed a copy of the Roundtable's Gang Assessment Report, prepared as part of implementation of the Restoring the Village Youth Initiative (RTVYI) in Fort Pierce, Florida. As you know, RTVYI is based on the Comprehensive Gang Model, an anti-gang strategy developed by the National Gang Center and Office of Juvenile Justice and Delinquency Prevention (OJJDP). The model provides a framework to prevent and suppress youth violence, intervene in the lives of gang-involved youth, and mobilize communities for collective action.

According to OJJDP, an assessment is vitally important in designing and implementing an effective community plan to address youth gang problems. This report discusses information collected from almost 1200 community members in Fort Pierce, including leaders, residents, students, gang members, and youth serving organizations, about the causes and cures of gang violence. I hope you will find it informative and helpful to the work that you do.

If you have any questions, please do not hesitate to contact me. An electronic version may be found on our website, www.roundtableslc.com.

Regards,

Shaniek Maynard
Executive Director



Restoring The Village Youth Initiative

Comprehensive Gang Assessment

A Report from the Safe Neighborhoods Network and Lincoln Park
Advisory Committee of the Roundtable of St. Lucie County



LPAC

Mobilizing Our Community, Uniting for Peace,
and Creating Safe Neighborhoods

Restoring the Village Youth Initiative

Comprehensive Gang Assessment

A Report from the Safe Neighborhoods Network and Lincoln Park
Advisory Committee of the Roundtable of St. Lucie County

Roundtable of St. Lucie County, Inc.

Shaniek Maynard, Executive Director

Kim Thomas, Project Coordinator

546 Northwest University Boulevard, Suite 204

Port Saint Lucie, Florida 34986

Acknowledgments

The number of people that have been involved in completing this gang assessment is very long, and a sincere thank you is extended to each and every person.

Thank you to all the members of the Lincoln Park Advisory Committee and Safe Neighborhoods Network for the many hours spent collecting surveys, facilitating focus groups, conducting interviews, and planning implementation of the Comprehensive Gang Model in St. Lucie County.

Thank you to Retired Fort Pierce Police Department Chief Sean Baldwin, whose drive, vision and leadership brought the Comprehensive Gang Model to Fort Pierce. Thanks also to Florida State Representative Larry Lee, Jr. for spearheading the Restoring the Village movement and allowing implementation of the Comprehensive Gang Model to be a part of that process.

Special thanks to Fort Pierce Police Department Officer Daniela Dreizehnter for leading the assessment process; FPPD Crime Analysts April Lee and Kathy Grace for their expertise in collecting crime data; Denise Sirmons, Betty Bradwell, Janea Rolle, and Sheila Bradley for facilitating youth and resident focus groups; Nancy Brown and Kim Thomas for assisting with data entry; RTVYI Project Coordinator Monica Jakobsen and Dana Stonelake for writing and editing; and Tony Macklin of Tony Macklin Consulting for writing and analysis.

Thank you to Dr. Sharon Hayes, Noelle Huff, and the dedicated team of students at Keiser University for assistance with data review and analysis. Your commitment to this process has been outstanding.

Thank you to Meena Harris, Celeste Wojtalewicz, Jay Franklin and the rest of the National Gang Center family for technical assistance. Your willingness to share lessons learned during twenty years of implementing the Comprehensive Gang Model around the country has been indispensable.

Appreciation is also extended to the following funders: St. Lucie County Board of County Commissioners, United States Office of Juvenile Justice and Delinquency Prevention, Allegany Franciscan Ministries, and the Roy A. Hunt Foundation. Your commitment to safety in St. Lucie County made this possible. Without your support, *Restoring the Village Youth Initiative* would not exist.

Most importantly, we acknowledge the 1200+ St. Lucie County residents and youth who provided insight and information through participation in focus groups, surveys, interviews and town hall meetings. Because of your willingness to speak up and be heard, our community is closer to ensuring safe and happy neighborhoods where all children and youth can succeed, no exceptions!

TABLE OF CONTENTS

Introduction	1
History	1
Demographics	3
St. Lucie County, FL.....	3
Fort Pierce and the Lincoln Park Neighborhood.....	3
Crime and Gang Violence in St. Lucie County	6
How Fort Pierce Compares to the State, County, and Nation.....	6
Crime and Violence in Lincoln Park.....	7
Gang Activity	8
Community Perceptions	12
Community Surveys	12
Student Surveys	15
Focus Groups.....	17
Risk Factors	19
Florida Youth Substance Abuse Survey (FYSAS).....	19
Delinquent Behaviors.....	22
Substance Abuse	25
Mental Health Challenges/ Impact of Trauma and Victimization.....	27
School Dropout and Low Graduation Rates.....	28
Poor Academic Performance.....	31
Truancy and Lack of Commitment to School.....	31
Assessing Community Resources and Gaps	32
Conclusion	34
APPENDIX A: Roundtable Members	36
APPENDIX B: Safe Neighborhoods Network Members (SNN)	37
APPENDIX C: Lincoln Park Advisory Committee (LPAC)	38
APPENDIX D: Resource Assessment Workgroup Members	39
APPENDIX E: Resources	41

Introduction

Restoring the Village Youth Initiative (RTVYI) has adopted the Comprehensive Gang Model developed by the federal Office of Juvenile Justice and Delinquency Prevention (OJJDP) and shown as effective in many cities. The model provides a framework to: prevent youth from becoming violent, intervene in the lives of gang-involved youth and their families, suppress gang-related violence, mobilize action by the broader community, and improve the practices and policies of agencies serving youth.

This *Comprehensive Gang Assessment Report* is the first step in the assessment required to implement OJJDP's Comprehensive Gang Model. According to OJJDP, an assessment is vitally important in designing and implementing an effective community plan to address youth gang problems. This Report serves as an initial review of data and insights about gang violence in Fort Pierce. It measures the scope and depth of the gang problem to provide the information needed to develop a strategic plan and customize programs and activities. It also creates a valuable baseline that can be used to measure and document progress as we move forward.

The information in this Report was collected by community members and agencies using the instructions and tools outlined in OJJDP's Comprehensive Gang Model Assessment Manual. Over time and as funding becomes available, RTVYI hopes to contract with a research partner experienced in evaluating Comprehensive Gang Model sites to refine the data collection methods, conduct a more formal in-depth analysis and design an appropriate evaluation framework. For now, however, we hope this Report serves as a useful reference tool for community partners – nonprofits, government agencies, funders, businesses and other community leaders – as they consider committing resources to violence prevention, intervention and suppression in St. Lucie County.

History

Lincoln Park's intolerance for gun violence culminated in the summer of 2013 after a series of deadly shootings. In response to the growing sentiment among residents that something had to be done, Florida State Representative Larry Lee, Jr. and other community leaders started the Restoring the Village movement, a grassroots, anti-violence initiative aimed at mobilizing community residents to work together to address violence. In 2013, 1,100 residents attended two anti-violence forums that brought together law enforcement, social service agencies, government leaders, community groups, business owners and community leaders. Representative Lee and others, including leaders from the Roundtable of St. Lucie County, Fort Pierce Police Department, St. Lucie County School Board, St. Lucie County Health Department, Department of Juvenile Justice, and the U.S. Attorney's Office searched for best-practice, evidence-based

strategies to address the city's violent crime problems. A delegation attended an in-depth training on OJJDP's Comprehensive Gang Model hosted by the National Gang Center in March 2014. Upon their return, they proposed the Comprehensive Gang Model as the strategy that best fit St. Lucie County's needs.

In September 2014, over seventy community leaders and government officials were trained on the Comprehensive Gang Model by the National Gang Center. Hundreds of community residents attended a town hall forum to learn more. The response was overwhelmingly positive. Residents and stakeholders including youth, faith-based partners, business owners, social services and others agreed to join the movement to "restore the village" of Lincoln Park by implementing the Comprehensive Gang Model in Fort Pierce.¹

The Comprehensive Gang Model is implemented in Fort Pierce under the name Restoring the Village Youth Initiative (RTVYI). RTVYI is a community partnership collaboratively managed by the Roundtable of St. Lucie County (the Roundtable) and the Fort Pierce Police Department. The Roundtable is a 501(c)(3) organization comprised of executive level officers from more than 30 government and community organizations, including law enforcement, schools, government, funders and social services. A list of Roundtable board members is included as Appendix A.

In 2014, the Roundtable tasked its violence and delinquency subcommittee, the Safe Neighborhoods Network, with conducting a gang assessment and recommending an implementation plan for RTVYI. Safe Neighborhoods Network includes representatives from organizations throughout the county with a vested interest in reducing violence in Fort Pierce. A list of Safe Neighborhood Network members is attached as Appendix B.

To ensure that RTVYI is designed and implemented in alignment with the needs and desires of Lincoln Park, the Roundtable also convened the Lincoln Park Advisory Committee (LPAC). LPAC is a sub-committee that includes formal and informal leaders of the Lincoln Park area whose social or professional position, history of commitment to community activities, and role in neighborhood based organizations helps shape the attitudes and behaviors of key segments of Lincoln Park. The committee includes pastors, youth service providers, community activists, local NAACP chapter, Parents of Murdered Children, and others. LPAC assists with community mobilization and ensures residents have a voice in identifying services and activities relating to their community.

¹<http://www.tcpalm.com/news/st-lucie-county/anthony-westbury-more-progress-against-gangs-to-come-police-chief-vows-ep-498947270-335582681.html>; <http://www.tcpalm.com/opinion/editorials/thumb-up-new-anti-gang-initiative-being-launched-in-fort-pierce-ep-666172096-341411531.html>.

From July 2014 to February 2015, LPAC members conducted surveys, focus groups and interviews with over a thousand Lincoln Park residents and stakeholders for this assessment. A list of LPAC members is attached in Appendix C.

Today, the RTVYI team consists of a full time program coordinator and six outreach workers managed by the Roundtable's Executive Director. In September 2015, RTVYI began providing outreach and intervention services to gang members and associates in Lincoln Park. In November 2015, an intervention team of multidisciplinary agencies began providing coordinated education, employment, health and social services to RTVYI clients and their families. RTVYI currently serves approximately forty gang members ages 14 to 27, and has bi-weekly intervention team meetings in which 13+ agencies provide wraparound services to these youth.

Demographics

St. Lucie County, FL

St. Lucie County is located on the east coast of Florida, 120 miles southeast of Orlando and 40 miles north of West Palm Beach. The county's 572 square miles contain three municipalities, acres of unincorporated territory and has a population of 298,563 (July 1, 2015 estimate). St. Lucie County is a medium-sized county with two major cities: Fort Pierce and Port St. Lucie. Between 2000 and 2010, St. Lucie was one of the fastest growing counties in the United States. With a total population increase of more than 80,000 during that time frame, St. Lucie's demographics and labor force are diversifying into a more knowledge-based economy.

From 2010 to 2015 the population of St. Lucie County increased 7.7%. The top five industries by employment in 2014 were: Trade, Transport and Utilities: 22.3%; Government: 18%; Education and Health Services: 16.5%; Leisure and Hospitality: 11.8%; and Professional and Business Services: 11.2%.² The average annual wage for all industries in 2014 was \$36,728 and the unemployment rate in June 2016 was 5.9%.³

Over 60,000 St. Lucie County residents are children and teens. They comprise roughly 20% of the population in the county, with 14,968 children under the age of 5.

Fort Pierce and the Lincoln Park Neighborhood

Encompassing 21 square miles, Fort Pierce has a population of 43,347.⁴ Also known as the Sunrise City, Fort Pierce is the county seat of St. Lucie County and one of the oldest communities on Florida's east coast. The City of Fort Pierce was founded in 1901. It grew over the next decades through connection to rail lines and the Atlantic Intracoastal Waterway, the land

² 2010-2014 American Community Survey 5-Year Estimates.

³ CareerSource Research Coast Employment Report July 22, 2016 --<http://careersourcerc.com/wp-content/uploads/2016/07/June-2016-Employment-Report.pdf>.

⁴ Population estimates for Fort Pierce is for 2014, and St. County for 2015 (298,563). Source: US Census Bureau Quick Facts.

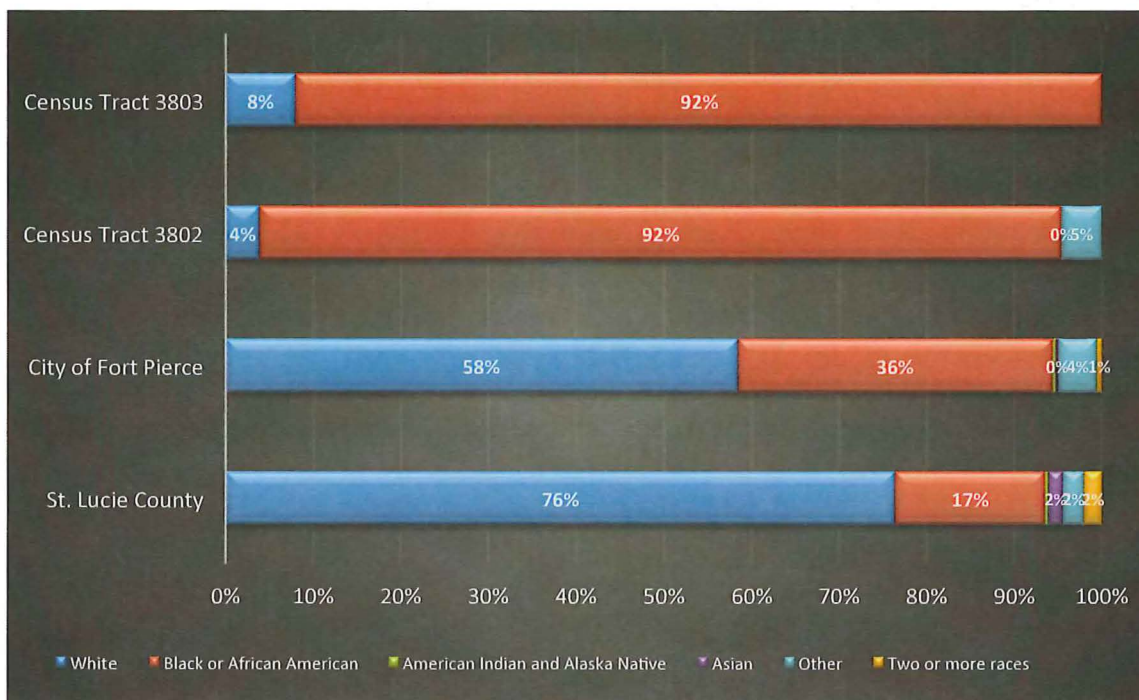
boom of the 1920s, the Navy base on Pierce Beach, and other post-war development. Its current main economic drivers include agriculture (citrus and cattle), fishing, light industry (including small engines), food processing, and tourism.⁵

RTVYI's work is concentrated in the Lincoln Park neighborhood of Fort Pierce. Lincoln Park is a 2.5 square mile area in northwest Fort Pierce, with a disproportionately low-income population, and with major public health disparities compared to other areas in St. Lucie County. Approximately 9,961 residents (23% of the city's population) reside in Lincoln Park. The majority of Lincoln Park residents are African-American.

The Lincoln Park area is generally comprised of U.S. Census Tracts 3802 and 3803. Figures 1, 2 and 3 provide comparison information for the Lincoln Park area, the City of Fort Pierce, and St. Lucie County.

Figure 1: Racial Composition⁶

Lincoln Park has a higher percentage of African-American residents (92%) as compared to the City of Fort Pierce (36%) and St. Lucie County (17%). Less than 5% of Lincoln Park's population is Hispanic or Latino, compared with 19% of the City of Fort Pierce and 14% of St. Lucie County.



⁵ Encyclopedia Britannica, <http://www.britannica.com/place/Fort-Pierce> .

⁶ U.S. Census Bureau, 2010-2014 American Community Survey 5-Year Estimates.

Lincoln Park residents earn less, on median, than their peers in the rest of the city and county and are more likely to be unemployed. More appear to be insured, though the margin of error in the Census insurance data is high enough at the Census Tract level that this may not be true.

Figure 2: Employment, Income, and Insurance⁷

	St. Lucie County	City of Fort Pierce	Census Tract 3802	Census Tract 3803
Median household income	\$42,665	\$25,976	\$16,490	\$15,104
Median per capita income	\$23,422	\$16,479	\$9,232	\$8,922
Unemployment	14%	16%	28%	32%
No health insurance coverage	21%	31%	26%	25%

Lincoln Park's families have higher poverty rates than their peers. As with the previous figure, the margin of error is higher at the Census Tract level, but the general trends remain the same. Over half of families in Lincoln Park, and two-thirds of those with children, live below the federal poverty level, as compared to only 14% of families on St. Lucie County and 32% in the City of Fort Pierce.

Figure 3: Families below Poverty Level⁸

	St. Lucie County	City of Fort Pierce	Census Tract 3802	Census Tract 3803
<u>Families</u>				
All families	14%	32%	55%	55%
With related children under 18 years	25%	49%	72%	75%
<u>Race and Hispanic or Latino Origin</u>				
White	11%	19%	100%	39%
Black or African American	28%	52%	51%	56%
American Indian and Alaska Native	4%	29%	-	-
Asian	17%	0%	-	-
Some other race	26%	43%	100%	-
Two or more races	13%	43%	-	-
Hispanic or Latino (of any race)	27%	37%	100%	0%

⁷ U.S. Census Bureau, 2010-2014 American Community Survey 5-Year Estimates.

⁸ U.S. Census Bureau, 2010-2014 American Community Survey 5-Year Estimates. Following the Office of Management and Budget's (OMB) Statistical Policy Directive 14, the Census Bureau uses a set of money income thresholds that vary by family size and composition to determine who is in poverty. If a family's total income is less than the family's threshold, then that family and every individual in it is considered in poverty. The official poverty thresholds do not vary geographically, but they are updated for inflation using Consumer Price Index (CPI-U). The official poverty definition uses money income before taxes and does not include capital gains or noncash benefits (such as public housing, Medicaid, and food stamps). (How the Census Bureau Measures Poverty. U.S. Census Bureau).

Educational Attainment of Householder				
Less than high school graduate	32%	48%	44%	60%
High school graduate (includes equivalency)	17%	40%	76%	54%
Some college, associate's degree	10%	19%	38%	54%
Bachelor's degree or higher	7%	11%	48%	38%

About a third of all families are single parent homes headed by females, and 95% of these female-headed households are at or below the federal poverty level. 40% of residents aged 25 and older never graduated high school.

Transportation is a barrier to service delivery and stable employment, as 27% of households do not own a vehicle.⁹ Substandard housing conditions, overcrowding, blight, and lack of affordable housing also plague this neighborhood.¹⁰ 70% of housing units are renter-occupied and 26% are vacant or abandoned.¹¹ Lincoln Park also suffers from high rates of death due to homicide, diabetes, and HIV/AIDS. Approximately 24% of births are to mothers age 15-19 and the area suffers from the highest infant death rate in the county.¹²

Crime and Gang Violence in St. Lucie County

How Fort Pierce Compares to the State, County, and Nation

Fort Pierce has a significant violent crime problem, particularly homicides and aggravated assaults. In 2014, the violent crime rate in Fort Pierce was 1,061 incidents per 100,000 residents compared to rates of 466.8 in Florida and 365 nationwide. The homicide rate in Ft. Pierce was 29 incidents per 100,000 compared to 5.8 in Florida and 4.5 nationwide. The rate of aggravated assaults in Fort Pierce was 735 per 100,000 residents, compared to rates of 366 in Florida and 232 nationwide.¹³

As shown in **Figure 4**, violent crime in St. Lucie County has ebbed and flowed over time, with spikes in rape and aggravated assault in 2007, robbery and theft in 2008, and homicide in 2010, 2011 and 2014. While the crime rate in Fort Pierce remains high compared to State and National levels, the good news is that crime in the county and city are steadily declining. In particular, the number of aggravated assaults has seen a noticeable reduction, from 917 in 2013 to 609 in 2015.

⁹ U.S. Census Bureau, 2010-2012 American Community Survey.

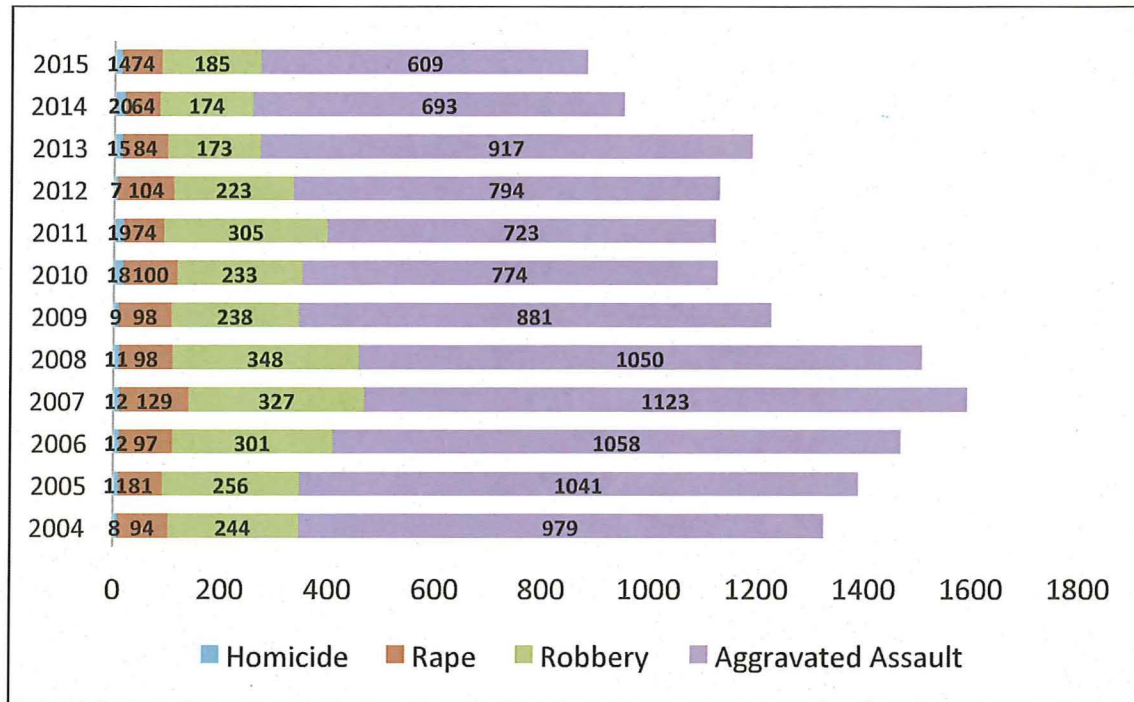
¹⁰ City of Fort Pierce Amended Consolidated Plan 2011-2015.

¹¹ U.S. Census Bureau, 2010-2012 American Community Survey.

¹² Florida Department of Health, Bureau of Vital Statistics; Florida Charts Interactive Community Map.

¹³ 2014 FBI Report of Offenses Known to Law Enforcement (fbi.gov); Florida Statistical Analysis Center: FDLE (2014), Florida Uniform Crime Report.

Figure 4 - Violent Crime –St. Lucie County 2004-2015¹⁴



Crime and Violence in Lincoln Park

A disproportionate amount of the city’s violent crime occurs in Lincoln Park, including 57% of murders, 18% of forcible sex offenses, 34% of robberies, and 49% of aggravated assaults (2013). Moreover, within Lincoln Park, there are small neighborhoods where the violence is even more staggering (referred to as “hot spots”). In 2013, a third of the city’s violent crime occurred in an area of Lincoln Park encompassing ten street blocks.¹⁵ These ten street blocks had a violent crime rate that was 1.9 times higher than Fort Pierce as a whole, 6.2 times higher than St. Lucie County, 5.1 times higher than Florida, and 6.5 times higher than the national average.

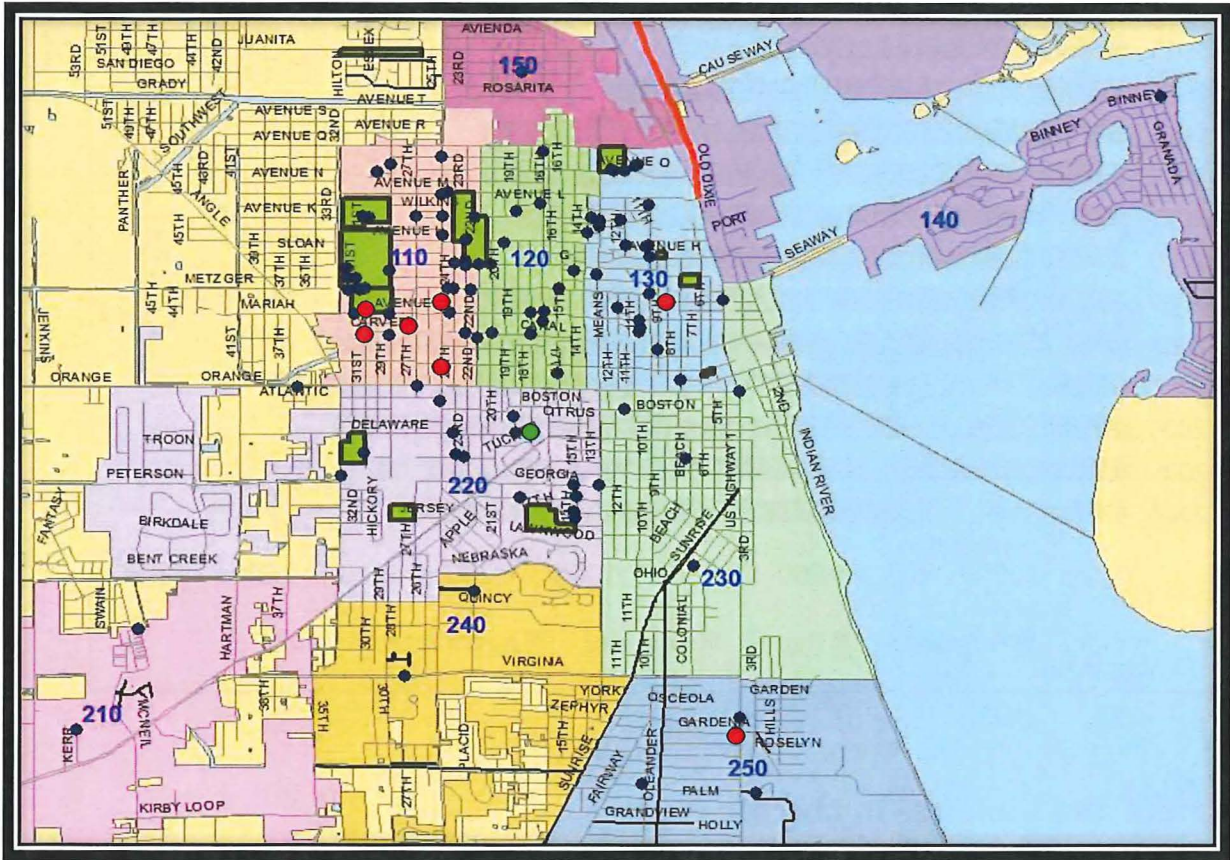
Figure 5 shows an overview of verified shooting incidents in Fort Pierce for 2015.¹⁶ Almost two-thirds occurred in Lincoln Park. In 2015, there were 123 verified shooting incidents, forty-seven people were struck and seven resulted in homicides. Many of the shootings (43%) were clustered within six “hot spot” areas.

¹⁴ Source: FBI UCR Part 1 Crime Statistics – <http://www.ucrdatatool.gov>.

¹⁵ Fort Pierce Police Department Report: 2013 Verified Shooting Incidents in Fort Pierce.

¹⁶ Verified shooting activity includes incidents where an officer has reported hearing shots fired; a person is injured or killed; buildings, vehicles or other objects were struck or shell casings or bullets were recovered. The activity does not include cases involving BB guns, Baker Acts, and suicides.

Figure 5: 2015 Verified Shooting Incidents



Blue Dots: Verified Shooting Activity; Red Dots: Shootings that resulted in homicide; Green Dots: Most recent incident. Gray Outlined Areas: Housing Authority Properties

Gang Activity

Fort Pierce typically has a higher percentage of gang-involved crimes than neighboring jurisdictions, with the most common gang-involved crimes being aggravated assaults, which includes shooting incidents. For purposes of this report, “gang-involved” activity is identified as any criminal activity perpetrated by an individual who has been documented as a gang member or gang associate.

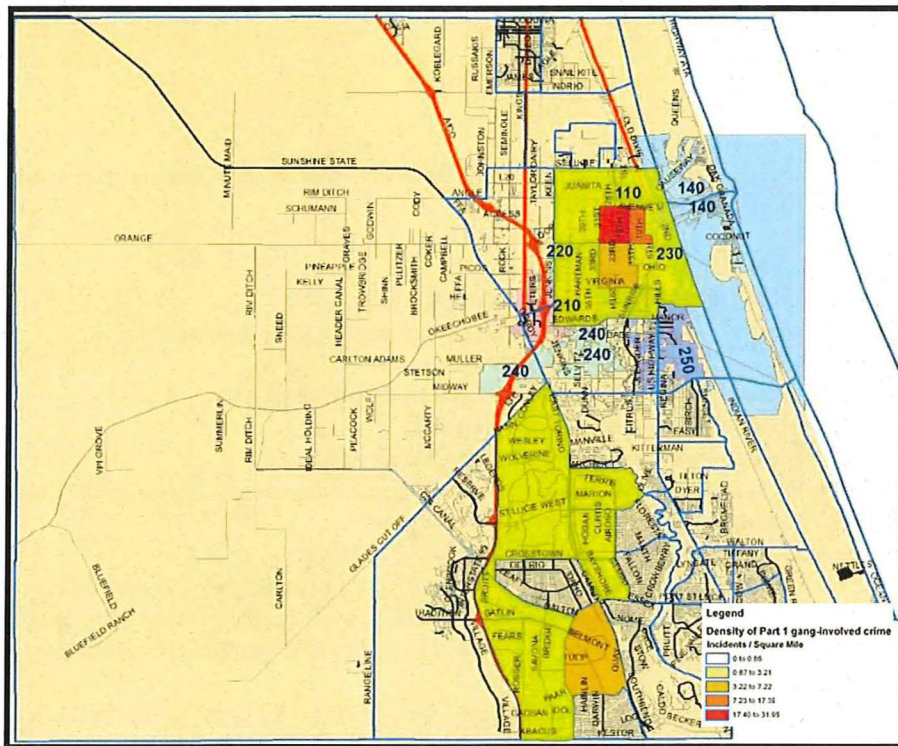
The Lincoln Park area experiences disproportionately high gang-related crime than the rest of the county. **Figure 6** shows an overview of all gang involved crime in each jurisdiction.

Figure 6: Gang Involved Crime in St. Lucie County 2013-2015

UCR Part 1 Saint Lucie County Gang-Involved Crimes																					
Violent Crimes																					
Crime	01/01/2015 - 12/31/2015				01/01/2014 - 12/31/2014				01/01/2013 - 12/31/2013												
	County Total	FPPD	PSLPD	SLCSO	County Total	FPPD	PSLPD	SLCSO	County Total	FPPD	PSLPD	SLCSO									
	#	#	%	#	%	#	%	#	%	#	%	#	%								
Homicide	2	2	100%	0	0%	0	0%	3	3	100%	0	0%	0	0%	1	0	0%	0	0%	1	100%
Rape	0	0	0%	0	0%	0	0%	1	1	100%	0	0%	0	0%	1	1	100%	0	0%	0	0%
Robbery	11	6	55%	3	27%	2	18%	18	7	39%	4	22%	7	39%	16	10	63%	2	13%	4	25%
Agg Assault	32	17	53%	4	13%	11	34%	46	26	57%	6	13%	14	30%	51	22	43%	10	20%	19	37%
Total Violent Crimes	45	25	56%	7	16%	13	29%	68	37	54%	10	15%	21	31%	69	33	48%	12	17%	24	35%
Non-Violent Crime																					
Burglary	20	10	50%	5	25%	5	25%	17	9	53%	3	18%	5	29%	40	17	43%	14	35%	9	23%
Theft	37	14	38%	17	46%	6	16%	51	28	55%	14	27%	9	18%	75	21	28%	48	64%	6	8%
Motor Vehicle Theft	13	4	31%	2	15%	7	54%	6	1	17%	2	33%	3	50%	1	0	0%	1	100%	0	0%
Total Non-Violent Crimes	70	28	40%	24	34%	18	26%	74	38	51%	19	26%	17	23%	116	38	33%	63	54%	15	13%
Total Part 1 Crimes	115	53	46.1%	31	27.0%	31	27.0%	142	75	52.8%	29	20.4%	38	26.8%	185	71	38.4%	75	40.5%	39	21.1%

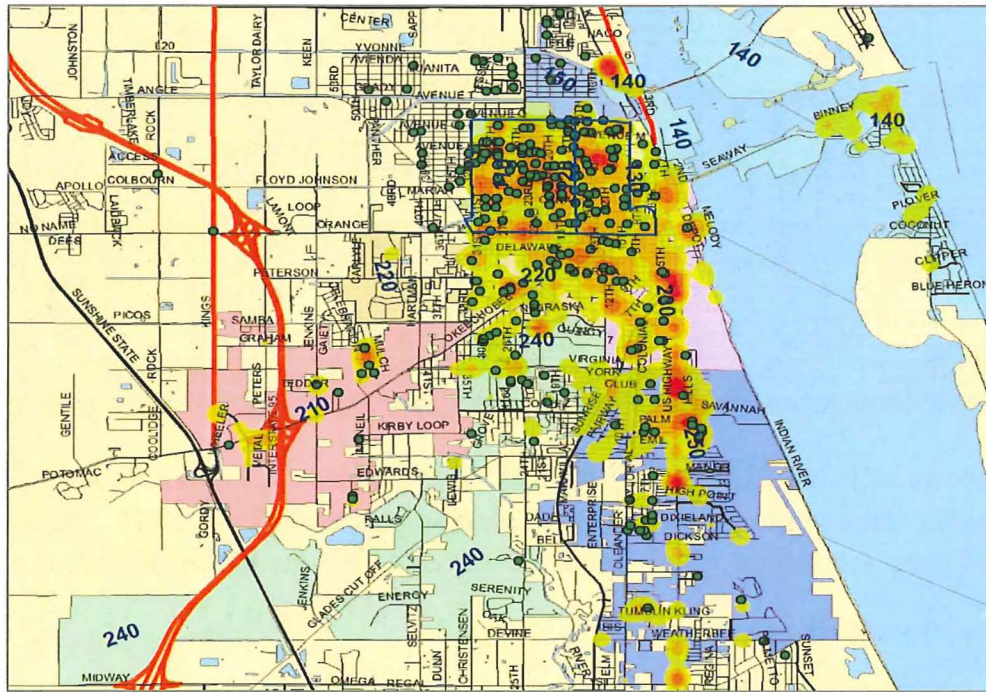
Figure 7 shows all Part 1 Crimes committed by gang members in Fort Pierce in 2013. The map shows a higher concentration of activity within census tracts 3802 and 3803. The concentration in these two tracts account for 1/3 of crimes identified as gang-involved in the entire county.

Figure 7: Density of Part 1 Crimes (2013)



As of May 2016, there were 550 documented gang members or associates operating in Fort Pierce. 328 lived within Fort Pierce city limits. The majority are male (98%), African American (75%), and between 15 and 24 years old (63%). **Figure 8** compares gang member/associate residences with violent crime hotspots in 2013.

Figure 8: Violent Crime Hot Spots and Gang Member/Associate Residences (2013)



¹⁷ FL Statute 874.03 defines a “gang member” as a person who meets two or more of the following criteria and a “gang associate as a person who meets one of the following criteria:

- a. Admits to criminal gang membership.
- b. Is identified as a criminal gang member by a parent or guardian.
- c. Is identified as a criminal gang member by a documented reliable informant.
- d. Adopts the style of dress of a criminal gang.
- e. Adopts the use of a hand sign identified as used by a criminal gang.
- f. Has a tattoo identified as used by a criminal gang.
- g. Associates with one or more known criminal gang members.
- h. Is identified as a criminal gang member by an informant of previously untested reliability and such identification is corroborated by independent information.
- i. Is identified as a criminal gang member by physical evidence.
- j. Has been observed in the company of one or more known criminal gang members four or more times. Observation in a custodial setting requires a willful association. It is the intent of the Legislature to allow this criterion to be used to identify gang members who recruit and organize in jails, prisons, and other detention settings.
- k. Has authored any communication indicating responsibility for the commission of any crime by the criminal gang.

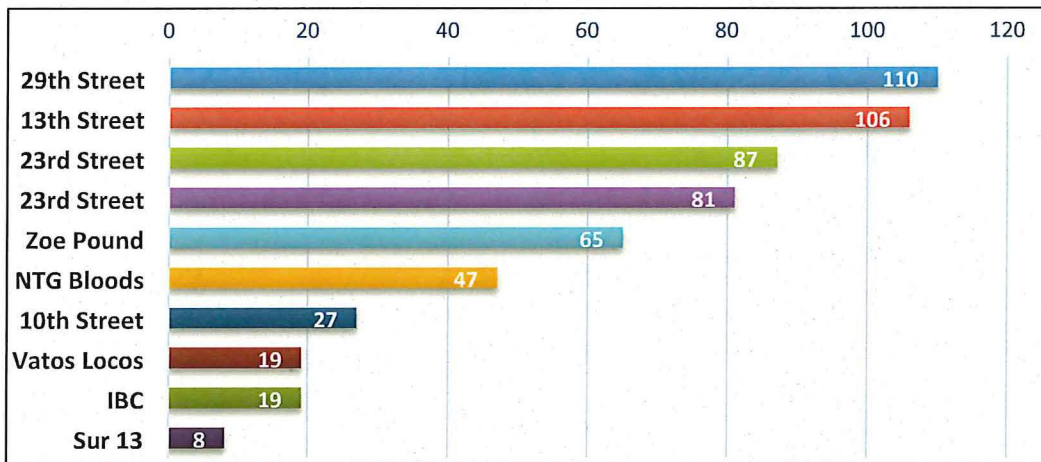
Fourteen criminal street gangs have been identified in St. Lucie County, eight of which are located in Fort Pierce (10th Street, 13th Street, 23rd Street, 29th Street, Bloods, Nine Tre Gangstas-Bloods, Vatos Locos and Zoe Pound).

Figure 9: St. Lucie County Gangs Involved in Violent Crimes

St Lucie County Gangs Involved in Violent Crimes	
Gang Name	Territory
10TH ST	Fort Pierce
13TH ST	Fort Pierce
23RD ST	Fort Pierce
29TH ST	Fort Pierce
BLOODS	Fort Pierce
NTG - BLOODS	Fort Pierce
VATOS LOCOS	Fort Pierce
ZOE POUND	Fort Pierce
AECT/GTG/LOWLIFE	Port St Lucie
COMPLEX GOONS	Port St Lucie
CRIPS	Port St Lucie
LATIN KING	Port St Lucie
M.O.E MONEY OVER EVERYTHIN	Port St Lucie
ISLAND BOYS CLAN	Unincorporated

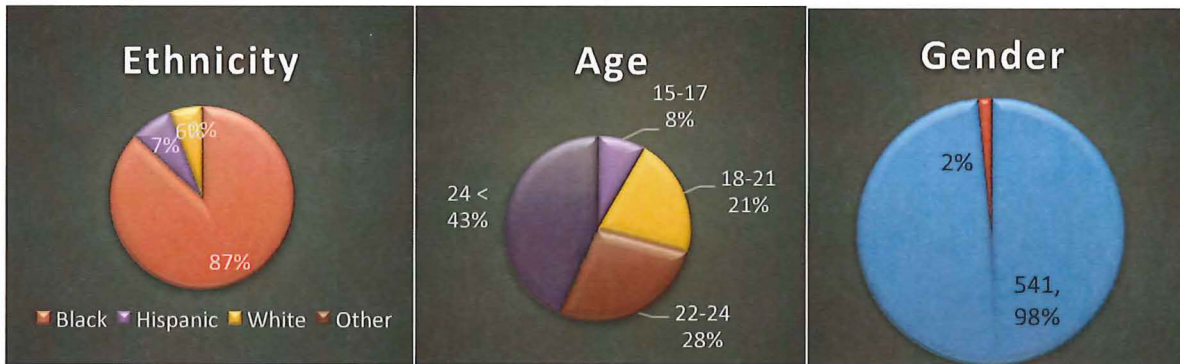
The number of gang members in each gang is represented in **Figure 10**.¹⁸

Figure 10: Fort Pierce Gangs



¹⁸ It should be noted that gang membership numbers are fluid due to arrests resulting in prison (which would remove the member or associate from the equation), timing out (which is required by statute and means the person is no longer considered to be involved in gang membership or association) and/or an individual dying (from natural or other causes).

Figure 11: Fort Pierce Gang Demographics



Unlike gangs whose organizations are based upon collective criminal enterprises such as drugs, firearms or prostitution, gangs in Lincoln Park are typically loosely organized groups of youth who associate with one another for protection based upon the neighborhood they are born and grew up in. They often commit crimes together, and some have an initiation process while others do not. The violence between these gangs is often sparked by some type of perceived insult followed by retaliation, and the shootings are often to gain “respect” by promoting widespread fear and terror among rival gangs and residents. The shootings are largely the result of “beefs” between rival gang members living in various pockets of Lincoln Park.¹⁹

The fallout and collateral damage are shocking and horrific. In December 2014, a sixteen year-old was arrested for open firing at a group of children and teens attending a three year-old’s birthday party.²⁰ In April 2015, a two year-old was killed by a stray bullet fired into her home while she was sleeping.²¹ In May 2015, an 18 year-old was shot in broad daylight in front of the library in Lincoln Park.²² Many of the shootings remain unsolved and the residents experience widespread fear, intimidation and terror as a result.

Community Perceptions

Community Surveys

From July 2014 to February 2015, LPAC members conducted surveys, focus groups and interviews with more than 1000 community residents and stakeholders to learn how key segments of the community, including parents, students, leaders and gang members, experience the gang problem in Lincoln Park. A total of 1,162 residents filled out surveys using survey instruments from OJJDP’s Gang Assessment Manual.

¹⁹Courtoy, Steve (2015) Audit of Gang Violence, Fort Pierce Police Department Report.

²⁰<http://www.wptv.com/news/region-st-lucie-county/fort-pierce/16-year-old-charged-in-saturday-fort-pierce-shooting>.

²¹<http://www.wptv.com/news/region-st-lucie-county/fort-pierce/makeila-burkes-fort-pierce-girl-2-dies-from-shooting-injuries>.

²²<http://www.wpbfl.com/news/man-18-killed-in-shooting-near-st-lucie-county-library/32873776>.

Figure 12: Overview of Community Perception Data Collection

School Surveys	623	Community Resident Surveys	249
• Westwood High School	348	• Misc. locations	249
• Dan McCarthy Middle School	119	• Gang Involved Youth	3
• Boys and Girls Club Infinity Center	30	• Youth Focus Groups	115
• Boys and Girls Club Garden Terrace	29	• P.A.L. Youth 8/14/14	100
• Police Athletic League (PAL)	66	• Frontline Youth	15
• Lincoln Park Recreation Center	31	• Boys & Girls Club Infinity Youth	NA
School Staff Perception Interview	45	• Boys & Girls Club Garden Terrace Youth	NA
• Westwood High School	35	• Sword Outreach Youth	NA
• CA Moore Elementary School	10	• Parent Focus Groups	84
Community Leader Interviews	30	• Avenue D 12/20/14	12
• Lincoln Park Ministry Association	8	• Bethany Court 12/16/14	7
• Roundtable Members	10	• Pine Creek Village 12/17/14	8
• SLC Board of County Commissioners	12	• Madison Cay Apartments 2/11/15	10
Youth Serving Agencies Staff Surveys	46	• Pine Creek Village 1/27/15	10
• Boys and Girls Club staff	10	• Boys & Girls Club Garden Terrace	25
• Wave Crest Youth Shelter staff	8	• Lincoln Park Recreation Center	12
• Village Coalition of Youth Serving Agencies (VCOYA) members	15		
• Lincoln Park Recreation Center	1		
• Dept. of Juvenile Justice Probation Officers	12		

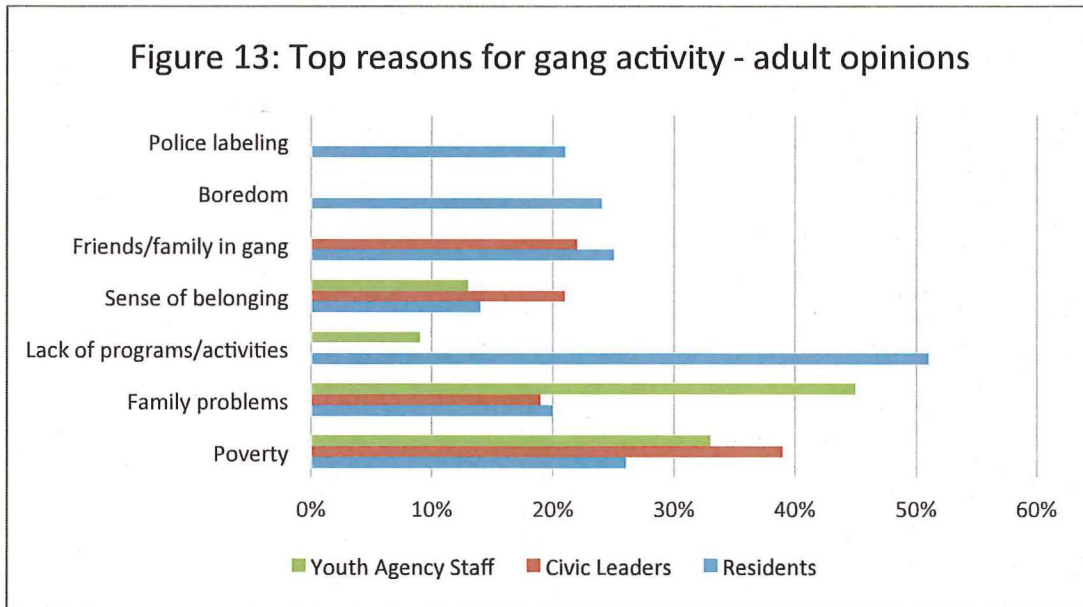
Surveys revealed that the vast majority of Lincoln Park residents and stakeholders agree gangs are a problem in Lincoln Park. When asked if they believed gangs existed in their community:

- 77% of Lincoln Park residents said yes.
- 93% of community leaders said yes.
- 86% of staff from youth-serving agencies said yes.

When asked for the top three concerns in the community, the majority of residents selected Gang Activity 52%, Unemployment 51%, and Homicide 40%. Interestingly, despite vast agreement among residents about the prevalence of gangs in the neighborhood, the overwhelming majority (80%) did not believe their own children were at risk of joining gangs.

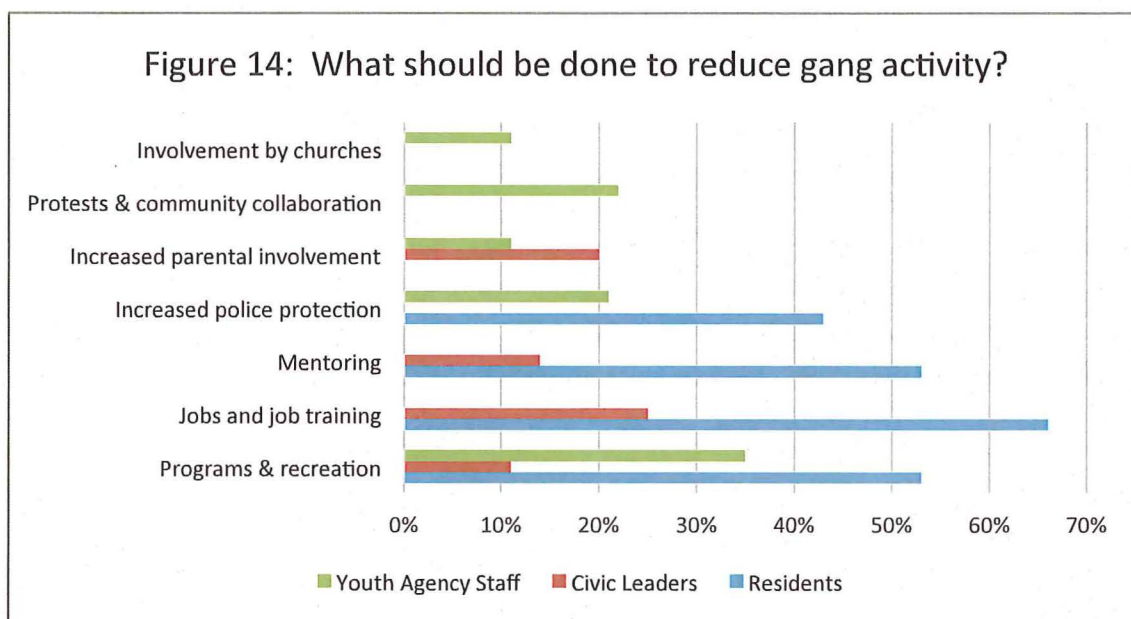
The survey asked adults to list the top reasons why they thought youth joined gangs (**Figure 13**). Residents were more likely to externalize the problem, attributing reasons to factors outside of the home such as lack of programs and activities, while youth serving organizations largely attributed the issue to family problems at home. Civic leaders recognized poverty as a leading reason youth joined gangs.

Figure 13: Top Reasons Youth Join Gangs – Adult Opinions



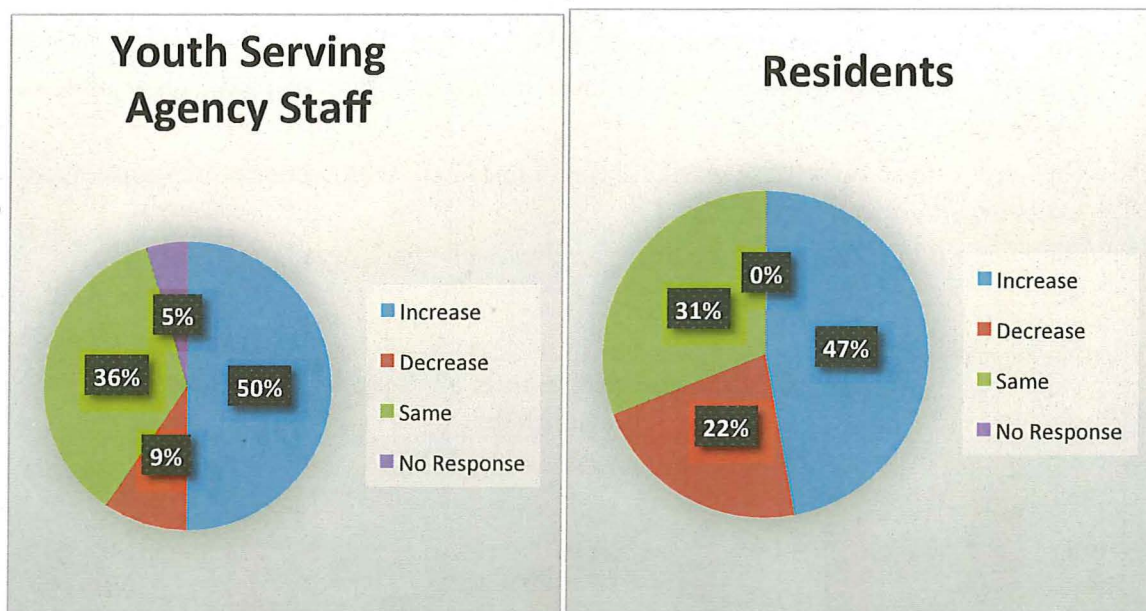
Residents’ beliefs about appropriate intervention strategies followed the same path, with the majority of respondents saying increasing community programs and activities would help, followed by increased police intervention and parental involvement. Both residents and staff of youth-serving agencies agreed that “lack of programming” was a top reason why youth join gangs (**Figure 13**). Interestingly, residents – likely many of whom are parents – did not identify parental involvement as a youth intervention strategy. (**Figure 14**).

Figure 14: What should be done to reduce gang activity?



Community perceptions do not always match data trends. Although violence and gang activity in Fort Pierce actually decreased from 2013 to 2015, when asked about changes in gang activity over the past year, people believed it had increased (Figure 15).

Figure 15: Has violence in Lincoln Park increased, decreased or stayed the same in the past year?



School staff was less sure about gang activity. In a 2015 survey, 72% did not believe gangs are a problem in the community or were undecided about the problem.²³ Quotes typical of those staff members include:

“According to the news, it’s increasing in Fort Pierce, but I have not seen gang activity in school.”

“I’m not sure. Faculty/staff does not receive any communication from administration involving gang activity.”

Student Surveys

Student surveys were very clear about the existence of gangs in the community. A survey of students in 2015,²⁴ mostly 8th and 9th graders at Dan McCarty Middle and Westwood High Schools,²⁵ showed 63% knew of gang activity in the community. Moreover, 16% had friends who carried a handgun; 12% had friends who sold drugs; 8% had friends who had tried to steal a vehicle; 8% had friends who had been arrested; 14% had friends who were gang members; 25%

²³ Survey by the Roundtable staff of 47 staff and teachers at C.A. Moore and Westwood High School.

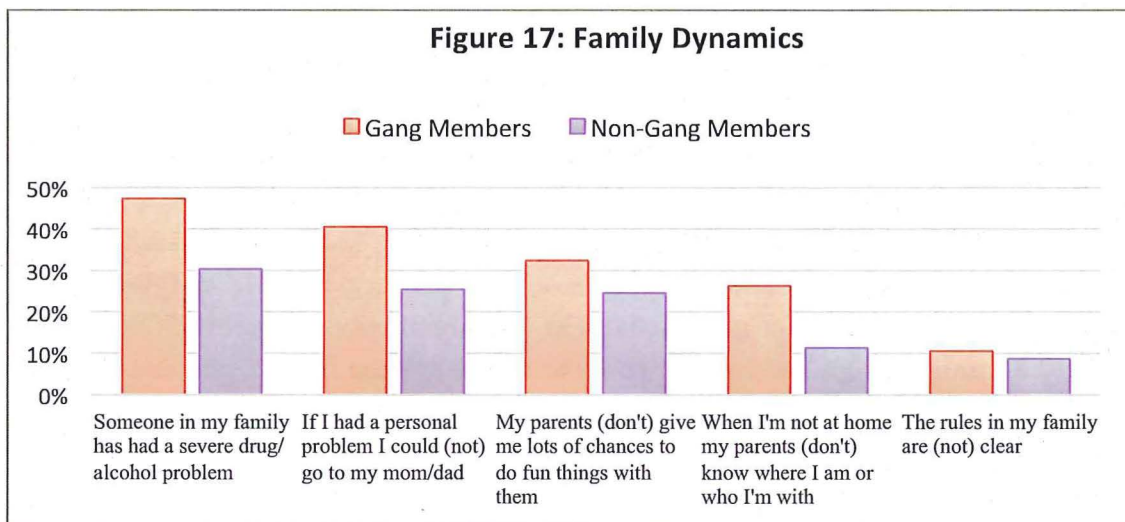
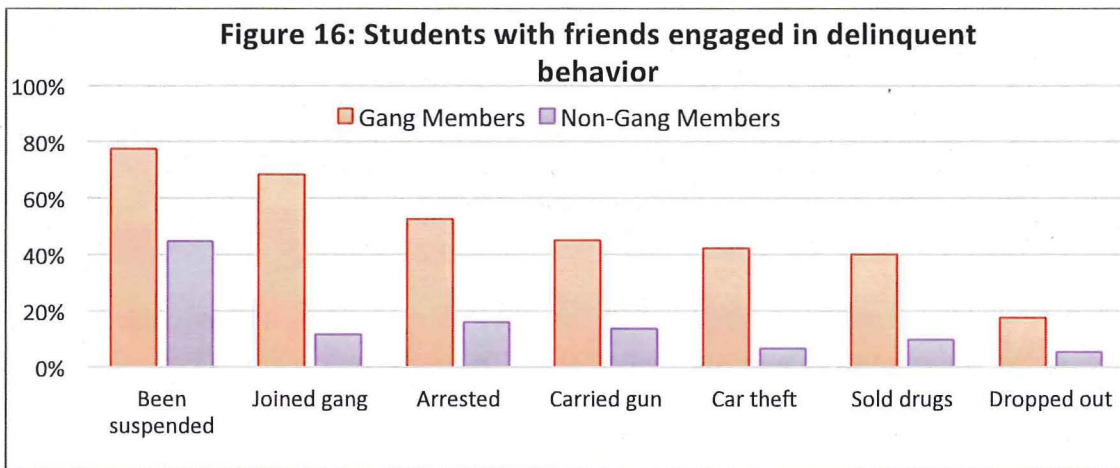
²⁴ Survey by Roundtable staff of 639 students; data analysis by C. Noel Huff, Keiser University.

²⁵ Dan McCarty and Westwood are two schools serving students in the green zone of St. Lucie Public Schools, which encompasses Lincoln Park and other areas in Fort Pierce.

had attacked someone with the idea to seriously harm them (7% of these said before the age of 10); and 35% believed gangs were present in their schools.

The student surveys also provide valuable insight into the perceptions of youth involved in gangs. Although not a statistically significant sample, at least 41 of the 623 students surveyed (6.5%) self-identified as gang members. Interestingly,

- Most joined gangs between the ages of 12-15 years, but 4 of them joined at age 10 or younger. They were more likely to have friends involved in delinquent behaviors (see **Figure 16**).
- They were more than twice as likely than their peers who were not gang-involved to say it was easy to obtain a handgun.
- They were more likely to come from families with challenges (see **Figure 17**).



Focus Groups

Some of the most revealing qualitative data came from focus groups with approximately 200 teenagers and 50 parents conducted in various hot spot neighborhoods in Lincoln Park. When asked what caused gang activity, most youth answered that the lack of jobs and opportunities to make legal money prompted gang activity because youth in the poorer neighborhoods used crime and violence to obtain things they could not afford and to help their families financially. Youth also cited peer pressure (people wanting to be seen, having something to prove or wanting “respect”) and boredom as common reasons for joining gangs. When asked why they did not take advantage of various activities throughout the county to alleviate boredom, youth pointed to a poor transportation system and lack of cars (for them or their families) as a primary barrier to participation.

When asked what problems gangs caused in their neighborhoods, the majority of teens responded that the gangs caused widespread fear – making them scared to go outside for fear of getting shot, robbed or being the victim of retaliation. One student stated, “A bullet does not know if you make As and Bs.” Around three quarters of the youth in each focus group knew someone who had been shot and/or killed in Lincoln Park.

When asked what the community could do to reduce violence and keep kids out of gangs, the youth specified more programs to help kids, especially youth in gangs. One girl stated, “We need people like Representative Larry Lee to work with these gang members.” The youth also believed that getting violent offenders off the street and into jail would help significantly. It was common for youth to get emotional during the focus groups about the impact of violence on themselves and their friends. At one site, youth cried over the loss of 16 year old Raynol Wilson killed in January 2014, who had been involved in their after school program. Youth in multiple focus groups wanted acknowledgement of family members and friends who were killed, suggesting marches and a memorial where victims could be recognized and remembered. Some youth believed no one noticed or cared when their peers were killed, other than a brief mentioned on the news that also highlighted whether the victim had criminal history.

When asked whether more police would help, most youth responded yes, especially more police presence at night. Some teens who answered yes mentioned the need for more African American police. Other youth did not believe police presence would help. They believed police would harass them, give them tickets for “stupid stuff,” or show up in large groups over minor matters. These youth cited incidents of perceived police brutality in Ferguson and New York, as well as the Greg Hill shooting in Fort Pierce near Francis K. Sweet Elementary school. In response to this concern, one teen commented, “At least the police are concerned about drugs and violence in the community. Some adults who live here are not concerned, they just want to fight the police.”

Another issue discussed in both youth and adult focus groups was the “snitches get stitches” mentality. When asked whether they would tell what they saw if they witnessed violence, most youth in the hot spot areas said “No.” They articulated a great deal of stress and pressure from the belief that the murderers would retaliate against them and their families if they told. Some also indicated reluctance to provide information because a person involved in the crime was someone they cared about. Several teens expressed fear of police, with questions about whether police would harass them if they told, and whether telling would actually be anonymous. Only about 1/3 of the kids said yes they would tell because of what the victim’s family goes through and the fact that the murderer deserved to get punished. In the 29th Street area, the teens said the phrase “Snitches get Stitches” was true because “we’ve seen it happen.” As one youth put it, “A community like this is a gang because no one will tell on anyone. The problem with this is that the murders don’t get solved.”

Because they fear retaliation from gangs, adult Lincoln Park residents are also extremely reluctant to provide information to law enforcement. Several adult residents said they had personal knowledge of people being harmed because they provided information to law enforcement, and most residents did not feel law enforcement was able to protect them from retaliation. An audit of FPPD police reports revealed a report in which the reporting officer was interviewing a 13 year-old gang associate who was being forthcoming about what he observed when the mother told him to “shut up.” In another report, a gang associate referred to the “code of the street” that prevents rival members of gangs from telling on each other even when a victim knows who shot him.²⁶ Indeed, as recently as March 2016, a gunshot victim treated at the hospital blatantly refused to tell law enforcement who shot him.²⁷ The effect of this atmosphere on residents, particularly youth, is stark. In one focus group, Lincoln Park teens wrote the following sentiments on posters when asked to describe their community:

- **People are starting to think the violence is ok.**
- **We feel like we are living in a dump.**
- **The violence makes us worry about our family and friends.**
- **If you snitch they are going to come after you.**
- **The violence makes us feel stupid, scared, and makes us want to fight.**
- **The violence makes us feel like we can’t go nowhere.**
- **The violence makes us wonder who will be next.**
- **It makes us feel like black people are targets.**
- **We never know if we will make it another day.**
- **Our community is breaking apart.**
- **The violence causes people to stay in their homes.**
- **We are learning to be isolated when we should not have to be isolated.**
- **Everyone is in fear.**

²⁶ Courtoy, Steve. Audit of Gang Violence Report. Fort Pierce Police Department. September 2015: p.1.

²⁷ <http://www.tcpalm.com/news/crime/st-lucie-county/birthday-party-shooter-in-2014-incident-shot-in-leg-in-fort-pierce-2f47b972-2530-4cf6-e053-0100007f9-374026791.html>.

Risk Factors

Research shows a multitude of risk factors that are statistically linked to youth joining gangs. These risk factors are typically grouped into five categories (called social developmental “domains”): individual, family, school, peer, and neighborhood/community (Howell and Griffiths, 2016).

Youth growing up in Lincoln Park are faced with a disproportionately high number of risk factors for gang involvement, including family risk factors (poverty, single headed household, family history of problem behaviors and gangs, family conflict and poor family management), school risk factors (poor school performance, low school attachment), community risk factors (availability of drugs, alcohol, and firearms, community disorganization, laws and norms favorable to problem behaviors), peer group risk factors (youth associating with others youth who are behaving in a delinquent manner), and individual risk factors (alcohol and drug use, mental health problems, victimization).

Many of the risk factors in Lincoln Park relating to poverty and economic deprivation are outlined in the demographics section of this Report. The following section examines the prevalence of additional risk factors faced by youth living in St. Lucie County and Lincoln Park.

Florida Youth Substance Abuse Survey (FYSAS)

The Florida Youth Substance Abuse Survey (FYSAS) measures countywide levels of risk and protective factors, and problem behaviors among youth.²⁸ First administered to Florida's middle and high school students during the 1999-2000 school year, FYSAS is repeated in the spring, bi-annually. FYSAS is based on the Communities that Care Framework developed by Dr. David Hawkins and Dr. Richard Catalano. The survey is administered to a statewide sample of students.

The 2014 FYSAS showed that 11 risk factors were present at a higher level in St. Lucie County than in the State of Florida:

- Community Disorganization
- Transitions and Mobility
- Laws and Norms Favorable to Problem Behaviors
- Perceived Availability of Drugs/ Handguns
- Poor Family Management
- Family Conflict
- Poor Academic Performance
- Lack of Commitment to School
- Favorable Attitudes towards Antisocial Behavior
- Favorable Attitudes towards ATOD Use
- Early Initiation of Problem Behavior

²⁸ FYSAS is a collaborative effort between the Florida Departments of Health, Education, Children and Families, Juvenile Justice, and the Governor's Office of Drug Control.

Figure 18: Community Domain and Family Domain Risk Factor Prevalence Rates for St. Lucie County and Florida Statewide Middle School Students, 2014

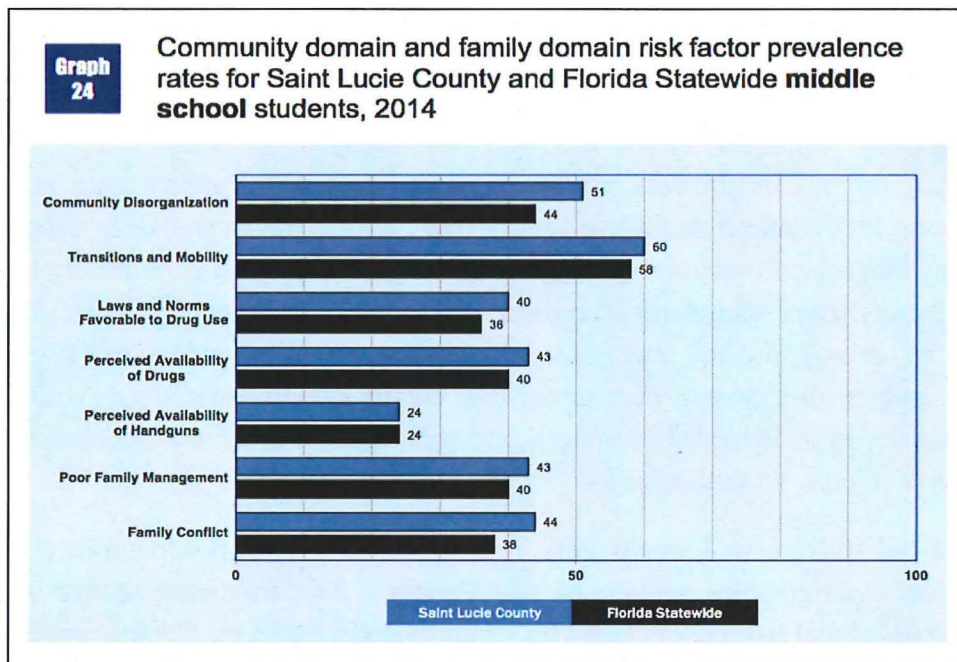


Figure 19: School Domain and Peer and Individual Domain Risk Factor Prevalence Rates for St. Lucie County and Florida Statewide Middle School Students, 2014

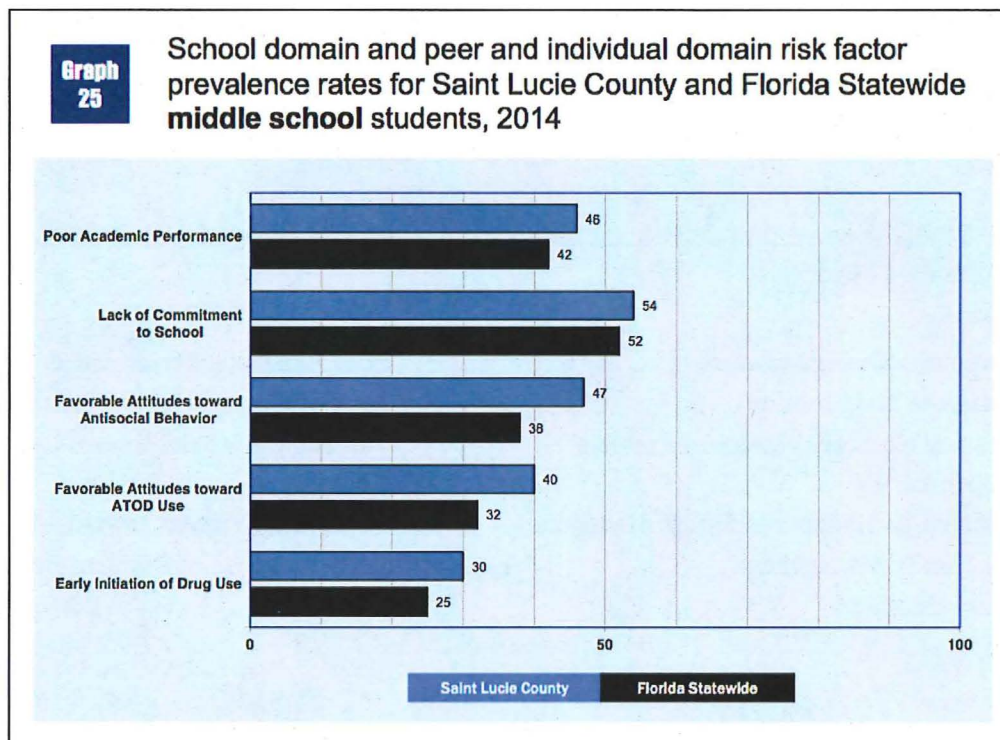


Figure 20: Community Domain and Family Domain Risk Factor Prevalence Rates for St. Lucie County and Florida Statewide High School Students, 2014

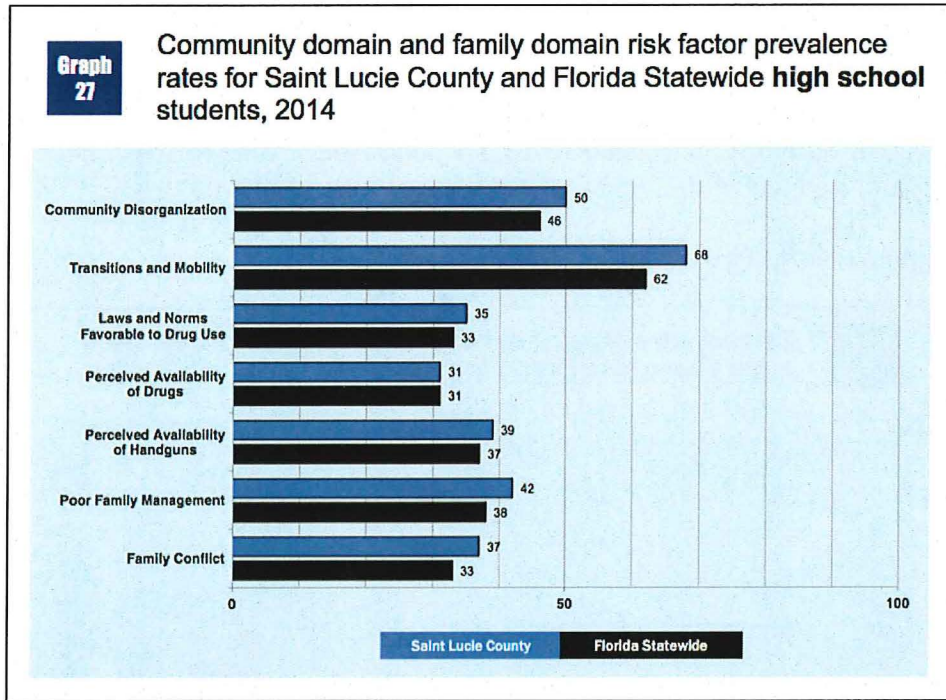
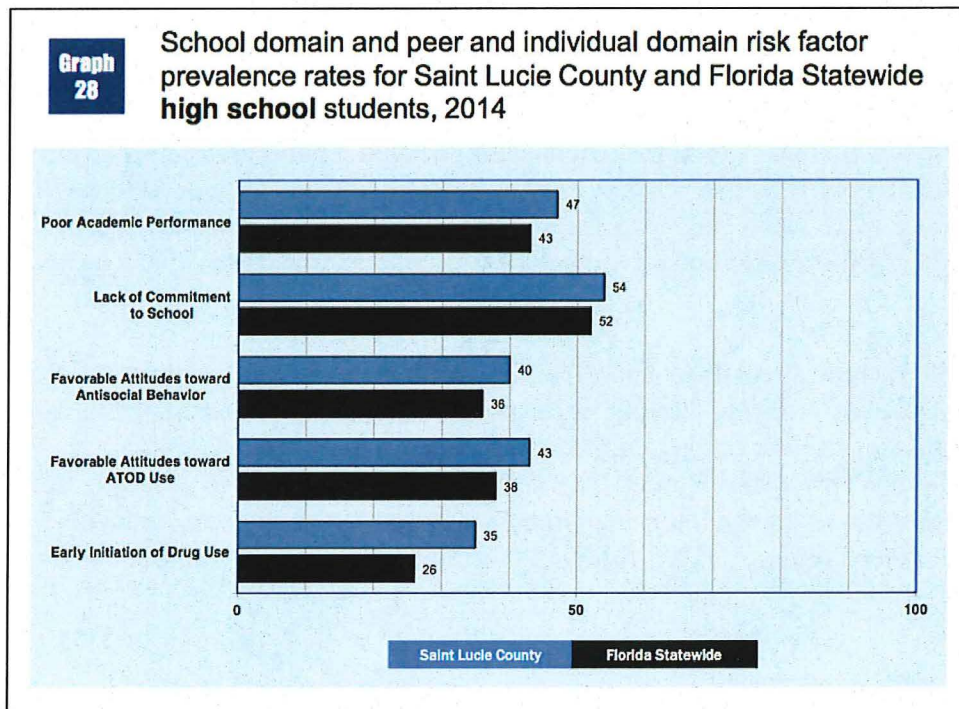


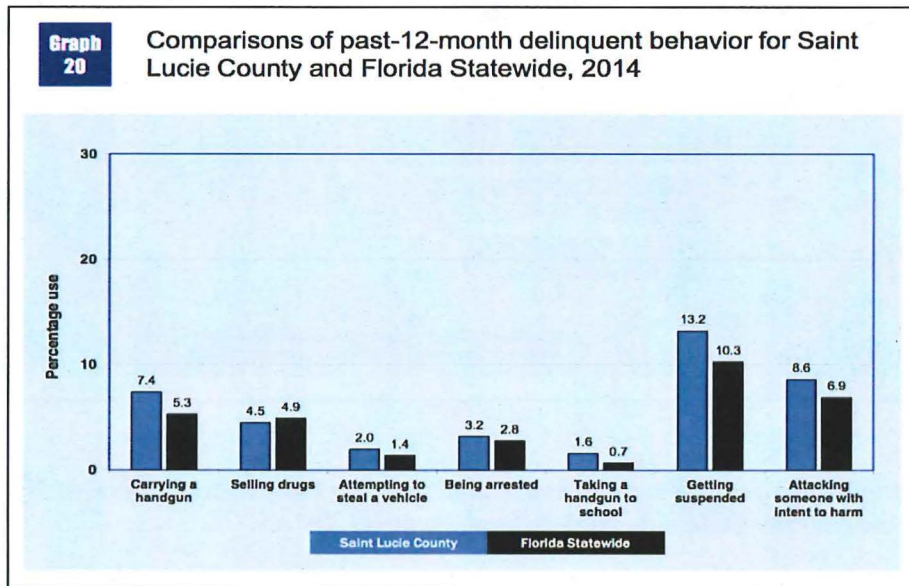
Figure 21: School Domain and Peer and Individual Domain Risk Factor Prevalence Rates for St. Lucie County and Florida Statewide High School Students, 2014



Delinquent Behaviors

St. Lucie students reported engaging in or being victimized by delinquent behaviors at a higher rate than their state counterparts on the FYSAS. For example, 7.4% of St. Lucie County youth reported carrying a handgun, compared to 5.3% in Florida. 13.2% of St. Lucie County youth reported getting suspended, compared to 10.3% in Florida. 16.5% of St. Lucie County youth experienced verbal bullying, compared to 13.5% statewide. 8.6% of St. Lucie County youth reported attacking someone with intent to harm, versus 6.9% statewide.

Figure 22: Comparisons of Past-12-Month Delinquent Behavior



Youth in the northwest section of the city (which includes Lincoln Park) reported even higher risk factors for delinquency and violence. In a Roundtable survey of 495 eighth and ninth grade students in the green zone,²⁹ 16% had friends who carried a handgun; 12% had friends who sold drugs; 8% had friends who had tried to steal a vehicle; 8% had friends who had been arrested; 14% had friends who were gang members; 25% had attacked someone with idea to seriously harm them (7% of these said before the age of 10); and 35% said yes there were gangs in their school.

To gain better insight about the occurrence of problem behaviors relating to delinquency and violence in youth in St. Lucie County, the Roundtable utilized a consultant in January 2016 to conduct key informant interviews of sixteen School Resource Officers (SROs) assigned to fifteen schools.³⁰ The interviews were guided by a set of questions relating to violence, delinquency and substance abuse; however, the interview process allowed for open-ended answers that guided the flow of the conversation. The following is a summary of common themes and SRO observations.

²⁹ The Green Zone is north of Midway Road and includes Lincoln Park.

³⁰ The fifteen schools included 5 high schools, 4 Middle schools, 4 K-8 and 1 alternative school.

- **Defiance and Aggressive Behaviors:** SROs working at underperforming schools in the green zone reported a high level of blatant disrespect and defiance toward teachers and administrators including cursing at teachers, walking out of classrooms, and unruly behavior by certain students. SROs said some youth are intimidating teachers and are confident they will not experience meaningful consequences for their actions and therefore persist in the behaviors. Some SROs working in north county schools reported there are many days in which behavioral youth are so disruptive, that it is close to impossible for other youth to learn.
- **Fighting/ Need for Anger Management and Conflict Resolution Skills:** Fighting behavior, from minor altercations to serious fights, were reported throughout the county. Many youth come from homes in conflict, or environments/neighborhoods where fighting is a primary means of solving disputes. SROs consistently reported youth lack of conflict resolution and anger management skills.
- **Need for Mentorship:** SROs consistently reported serving as mentors for youth who experience problems or are in crisis at school or home. It was a consensus of the SROs that building relationships with youth is key to proactively addressing behavioral issues as school.
- **Need for Clear Standards and Consistent Enforcement:** An observation consistently reported by SROs, particularly those that have served at different schools, was that there is a significant difference in youth behavior in school environments where administration emphasize strict enforcement and adherence to student conduct (dress code, use of cell phones) versus schools where enforcement is inconsistent. Schools with inconsistent enforcement generally reaped consequences in the behavior of the youth and the school environment.
- **Need for Early Identification and Intervention Process for “Frequent Flyers”:** SROs reported seeing youth who are repeatedly suspended (mostly in school suspension or BIC-Behavioral Intervention Centers) and return after suspension persisting in the same behavior (i.e., frequent flyers). One SRO reported a youth that had 302 referrals for discipline. These youth return to class and make it very difficult, if not impossible, for other youth to learn, and sometimes influence other youth to participate in poor behavior. SROs described these chronic, repeat offenders as not being afraid of consequences, and as confident that nothing significant will be done when they persist in the behavior.
- **Danger of Treating First Time Low Level Youth the Same as Frequent Flyers:** Several SROs noted that youth with first time or low level school or delinquent offenses that are housed at the alternative school or in the Department of Juvenile Justice Center with chronic behavioral youth are poorly influenced by these youth. Some of the SROs identified a need for an alternate path for kids with first time or low-level offenses.
- **Gang Related Activity:** Most SROs reported that there has been a significant decrease over the last few years in notable gang related activity on the majority of school campuses. Some SROs reported that youth who were driving gang activity have been arrested or sent to an alternative school, which appears to have deterred other gang involved youth attending

school from acting out. One K-8 school in north county, however, is experiencing gang related activity and the SRO reported recent and regular tagging of gang signs on school property. An SRO formerly on street patrol reported that youth are being recruited around the ages of 10 and 11, and this is consistent with what he is observing in the school that he currently works. Some SROs noted a decrease in acting out among gang-involved youth over the 2015-16 school year due to involvement of *Restoring the Village Youth Initiative* outreach workers.

A review of disciplinary referrals confirms SRO observations that defiance, fighting behavior and disrespectful conduct are the most frequent behavioral problems among youth attending green zone schools.

Figure 22: Top 10 Misconducts, Green Zone, Elementary School, 2014-15

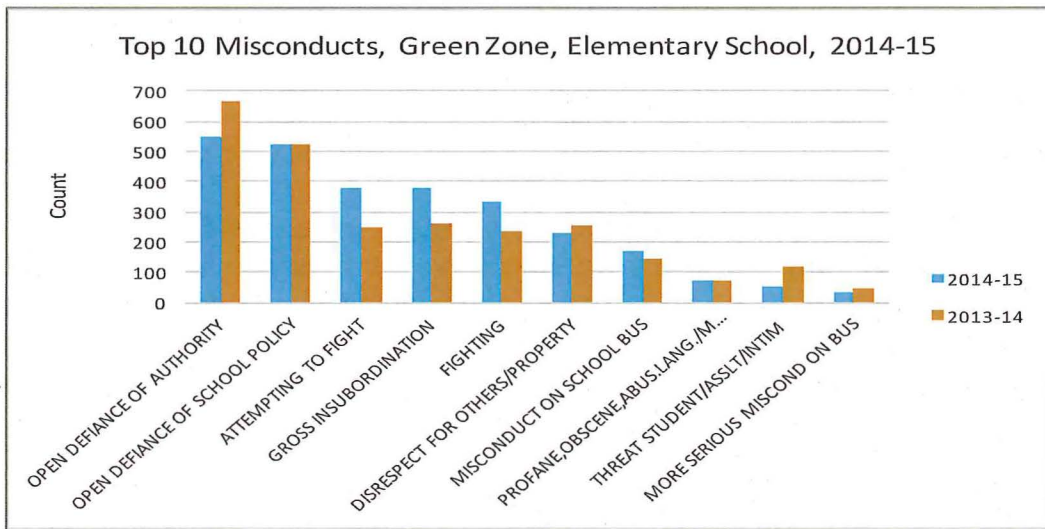
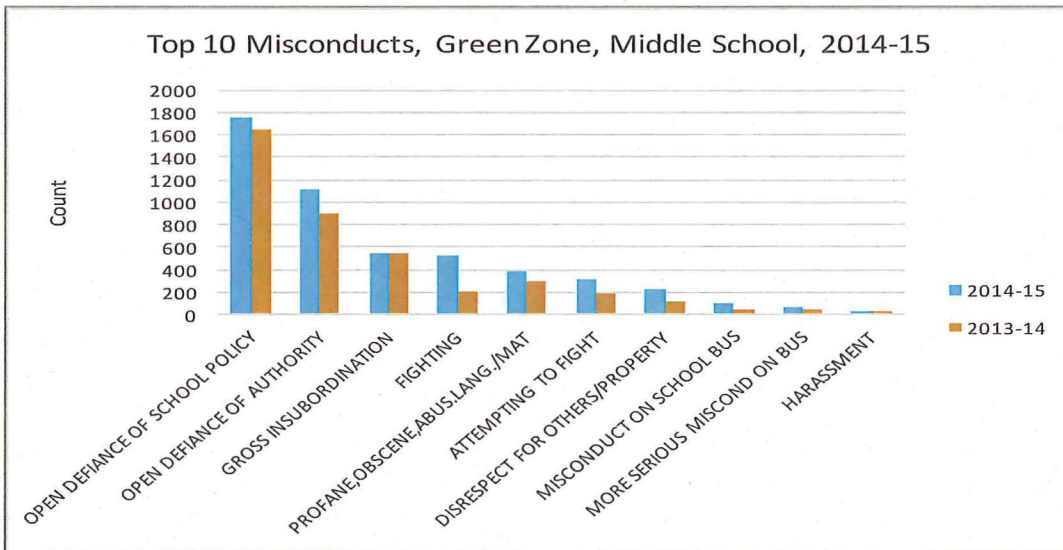


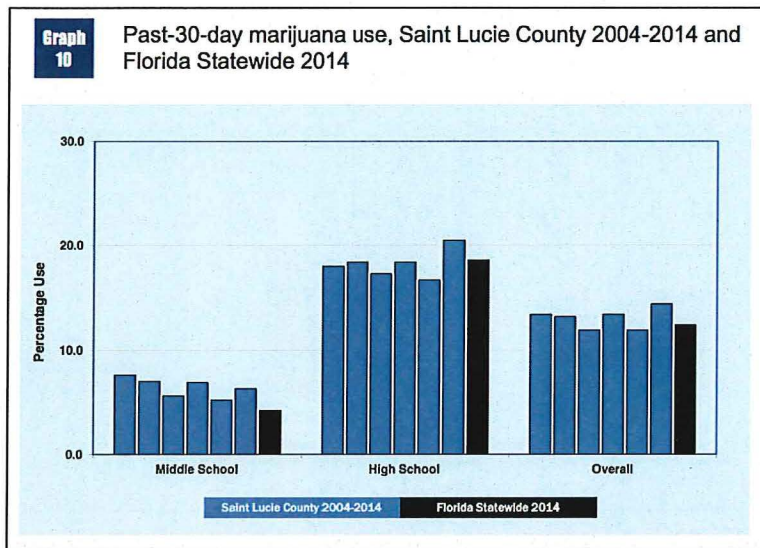
Figure 23: Top 10 Misconducts, Green Zone, Middle School, 2014-15



Substance Abuse

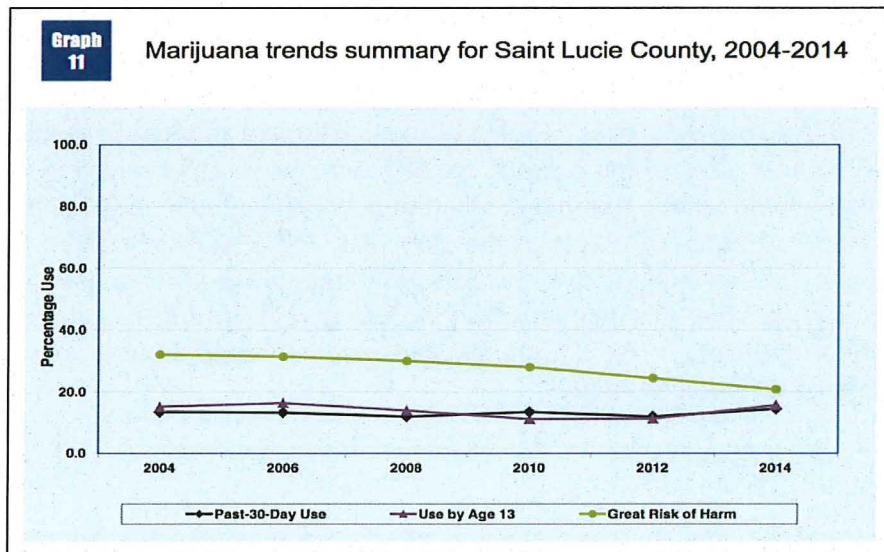
FYSAS data shows an increase in past thirty day marijuana use among St. Lucie County high school and middle school students, and St. Lucie students report using marijuana at a higher rate than their statewide counterparts. About 24% of high school students surveyed in 2014 said they had used marijuana in the past 30 days. About 8% of middle schools students admitted to past 30-day use.

Figure 24: Past 30 day Marijuana Use, St. Lucie County 2004-2014 and Florida Statewide 2014



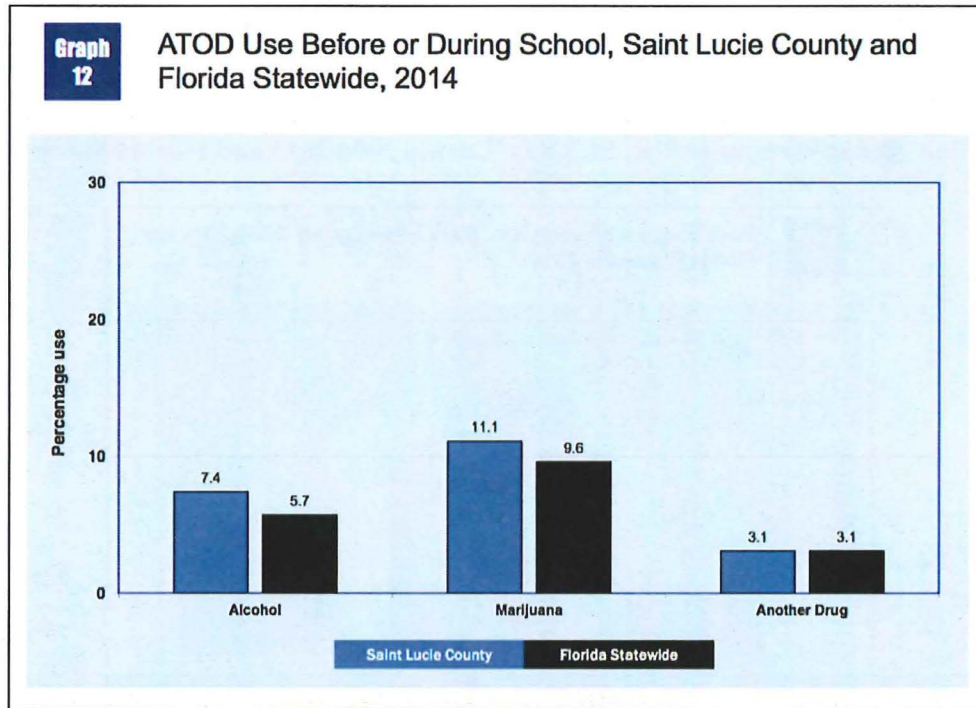
In addition, marijuana use by age 13 is on the rise, and the perception among youth that marijuana is harmful has declined.

Figure 25: Marijuana Trends Summary, 2004-2014



11.1% of St. Lucie County youth report that they have used marijuana before or during school, compared to only 9.6% of youth statewide.

Figure 26: Alcohol, Tobacco, and Other Drugs (ATOD) Use Before or During School, 2014



In 2015, the Substance Abuse Prevention Network (SAPN) surveyed St. Lucie teens attending substance abuse prevention events. The survey was administered to 67 teens, ages 13 to 18. Although statistically insignificant in terms of the number of teens surveyed, the results do give a glimpse into these teens' perspective on prevalence of and access to marijuana in St. Lucie County. Roughly 19% of teens reported that they had used marijuana in their lifetime. 10% reported that they themselves had used marijuana in the past 30 days, but they perceived much higher rates of usage among their peers (e.g., 55% believed that more than half of their peers used marijuana in the past 30 days). Reported locations of use were at home, a friend's home, a party, or a park or open space. Sources of marijuana included obtaining from a friend, buying from an adult, and growing their own. 13.4% of those who had smoked in the past 30 days said they got it from another source, but did not specify the source. 16% said they were undecided about whether they would smoke marijuana when they become adults. 62% said they personally knew an adult who had used marijuana in the past year. 30% said they had a sibling who had smoked marijuana. 19% said they knew someone who had gotten a ticket, paid a fine or went to court for using or possessing marijuana. 83% felt their parents would feel it was "very wrong" for them to smoke marijuana. 16.5% thought their parents would view it somewhere between "somewhat wrong" and "not a problem".

The SRO interviews provided further insight into substance abuse issues among youth in St. Lucie County. In north county schools (which are attended by youth from Lincoln Park), marijuana and synthetic drugs were the most common illegal substances suspected or reported by SROs in school related incidents. SROs made the following observations regarding substance abuse on school campuses:

- ***Underreporting Due to Failure to Recognize the Signs:*** Several SROs reported that many of the school staff do not recognize signs or behaviors of drug misuse/abuse and as a result, use goes undocumented.
- ***Observations about Molly and Flakka:*** SROs had no arrests for “molly” or flakka in schools, but said they have seen youth discussing both on social media. An SRO who was formerly on street patrol reported use of flakka in the community has been increasing over the past few years.
- ***Lack of Protocol to Connect Youth Abusing Substances to Treatment:*** SROs said there is not a protocol to connect youth to interventions or treatment who are suspended multiple times for suspected substance use/abuse. Several SROs reported a “revolving door” exists for repeat offenders.
- ***Challenges with Parental Accountability:*** SROs consistently expressed challenges with parental/guardian involvement and/or accountability with supporting or following up with substance abuse interventions for their children. The officers site a wide range of reasons for low parental/guardian involvement, including lack of resources and transportation, unsupportive parents/guardians and families in crisis.

Mental Health Challenges/ Impact of Trauma and Victimization

To date, we have not collected archival data about the rates of depression and anxiety in youth in St. Lucie County.³¹ However, interviews with School Resource Officers, youth service providers and youth focus groups provides some insight. Several SROs reported Baker Acts for youth having suicidal thoughts throughout the county. At least one site director of a youth serving organization in Lincoln Park reported anecdotal experience with certain youth having suicidal thoughts and/or engaging in cutting behavior.

Most youth participating in the focus groups had a family member or friend who had been shot and/or killed. Their responses to some of the questions revealed emotional trauma from living with violence on a daily basis, and many had not received treatment or counseling. Two examples illustrate this. One focus group was attended by a sixteen year old female who writes and performs raps about her brother’s murder ten years ago when she was in first grade. The

³¹ The Roundtable’s Substance Abuse Prevention Network has recommended the establishment of a data collection workgroup to collect and analyze data such as the number of admissions to the Children’s Crisis Stabilization Unit (CCSU), the number of Baker Acts being initiated at schools, the number of referrals to the county’s mobile crisis unit, and the rate of suicide among youth in St. Lucie County. This information will help guide early identification and targeted comprehensive strategies to reduce depression and anxiety, and support mental health among children and teens.

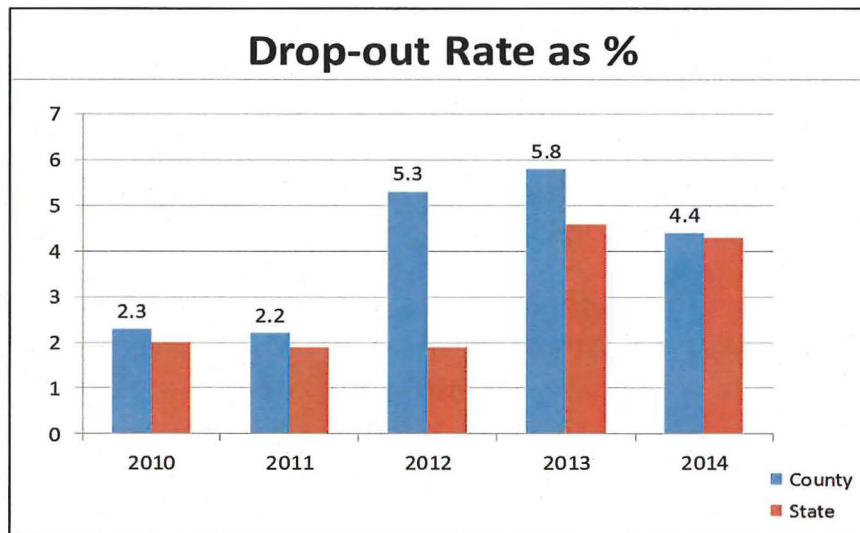
person believed by the community to have killed her brother lives around the corner from her and has never been arrested or charged. She sees her brother’s alleged killer regularly. Another youth who has had several successes through involvement in RTVYI such as obtaining his GED and getting a job appears to remain persistently depressed. When recently asked to identify something positive in his life, he responded that the only positive thing was the fact that “none of [his] friends has been killed recently.”

The impact of this exposure to violence and delinquency is significant. Youth exposure to victimization is directly linked to negative outcomes, including increased depression, poor mental and physical health, substance abuse, risky sexual behavior, homelessness, and poor school performance. Youth victimization increases the odds of becoming a perpetrator of violent crimes, including felony assault and intimate partner violence,³² doubles the likelihood of problematic drug use, and increases the odds of committing property crimes.³³ Repeated exposure to community violence is also linked to impaired intellectual development and school problems, underdeveloped or developmentally immature moral judgment and insensitivity or indifference to danger.

School Dropout and Low Graduation Rates

The following figure shows drop-out rates for St. Lucie students from 2010 to 2014. The dropout rate is defined as students who leave school before graduation and do not enroll in another institution or educational program before the end of the school year.

Figure 27: Drop-out Rate as Percentage for St. Lucie County and Florida Statewide

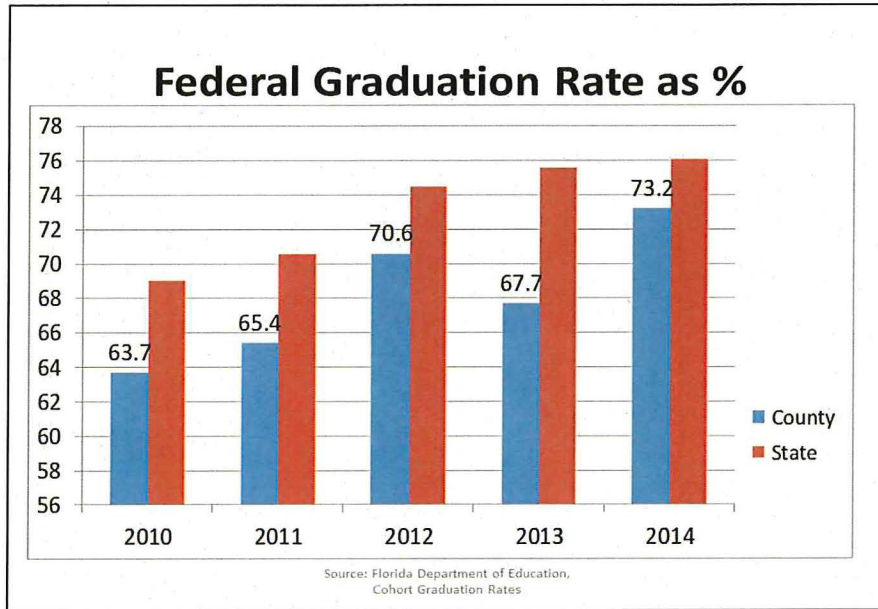


³² Janet Currie and Erdal Tekin, “Does Child Abuse Cause Crime?” Young School of Policy Studies Research Paper Series (2006): 6-31.

³³ Scott Menard, “Short- and Long-Term Consequences of Adolescent Victimization,” Youth Violence Research Bulletin Series (2002).

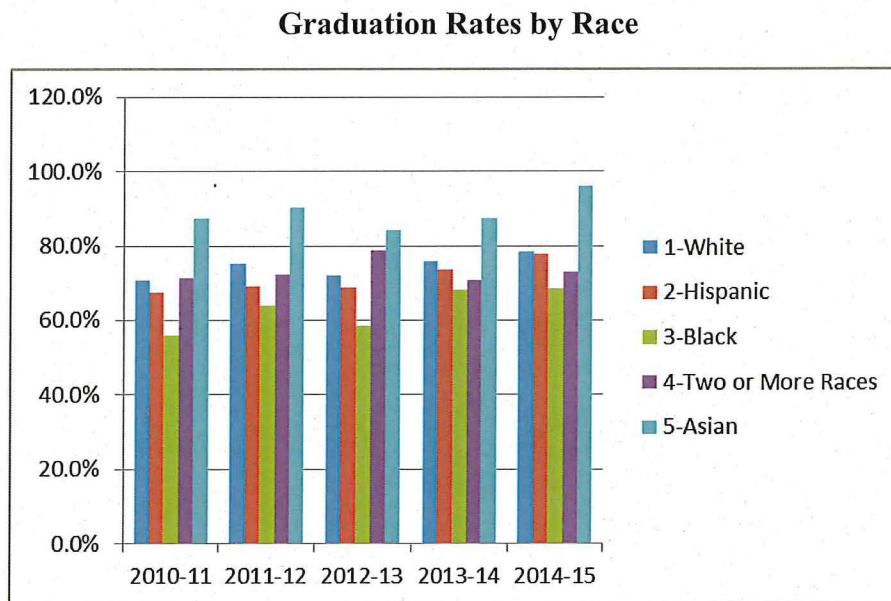
The good news is that graduation rates are going up (both for the state and county, with some fluctuation).

Figure 28: Federal Graduation Rate as Percentage for St. Lucie County and Florida Statewide



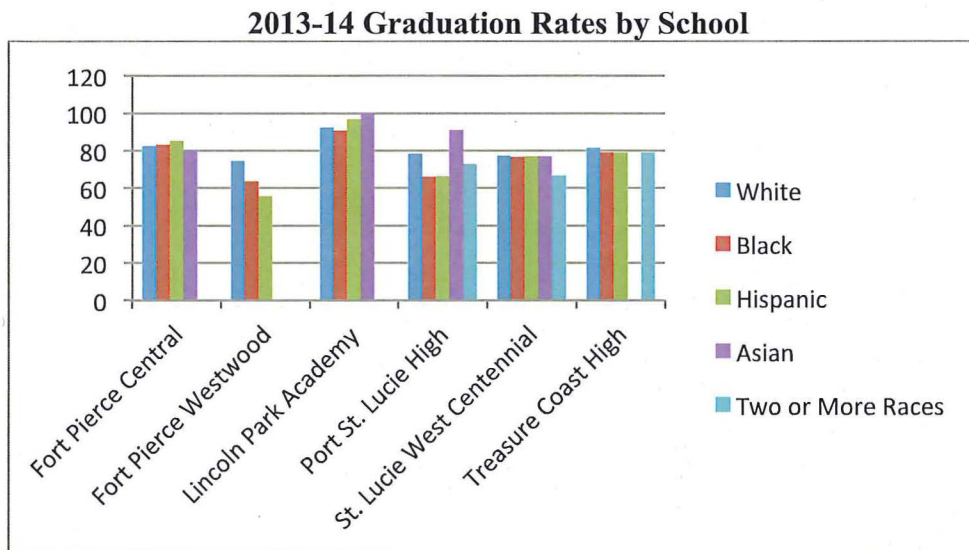
Graduation rates for whites appear to be fluctuating, while rates for Hispanics and blacks are increasing as well, though they remain significantly lower than their peers.

Figure 29: Graduation Rates by Race



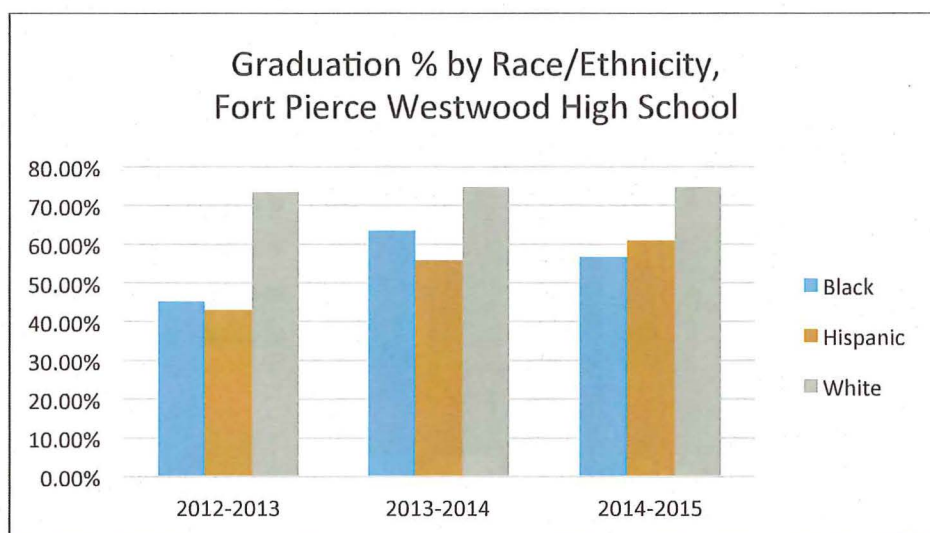
While only a one-year picture, the figure below shows Westwood High School was the lowest performing high school in 2013-14. Westwood serves youth in the northwest section of the county, which includes Lincoln Park.

Figure 30: 2013-14 Graduation Rates By School - St. Lucie County



A closer look at Westwood graduation rates broken down by race over the last three years shows graduation rate for whites remaining about the same, and graduation rates for African Americans and Hispanics significantly lower.

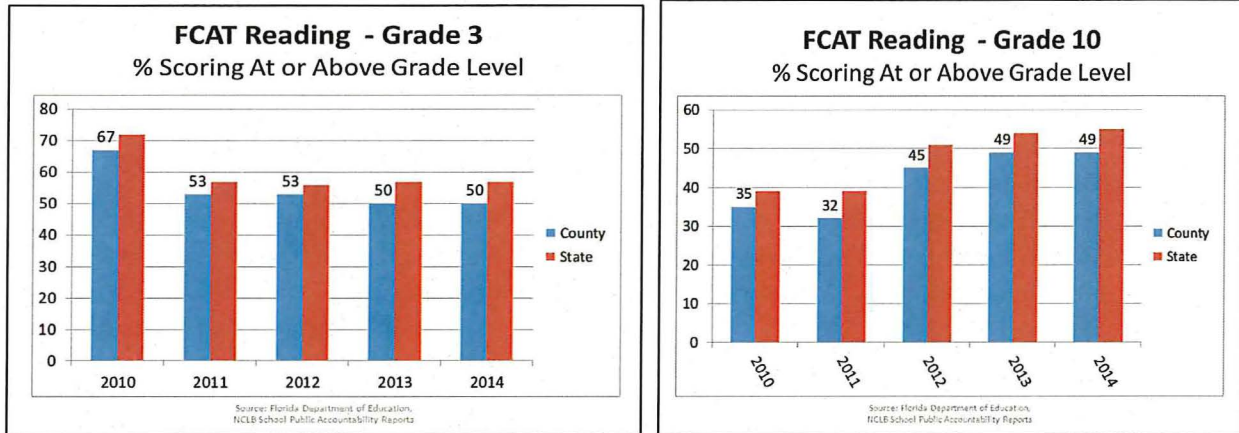
Figure 31: Graduation Percentage by Race/Ethnicity - Fort Pierce Westwood High School



Poor Academic Performance

Since 2010, FCAT reading scores have decreased both at the state and county level. This may be due, in part, to the changes in state testing over that time. In 2013 and 2014, however, only 50% of St. Lucie third graders scored at or above grade level in reading. Data shows that schools in the green zone are in need of the most community support in this regard.

Figures 32 and 33: FCAT Reading Percentage Scoring At or Above Grade Level (Grades 3 and 10)

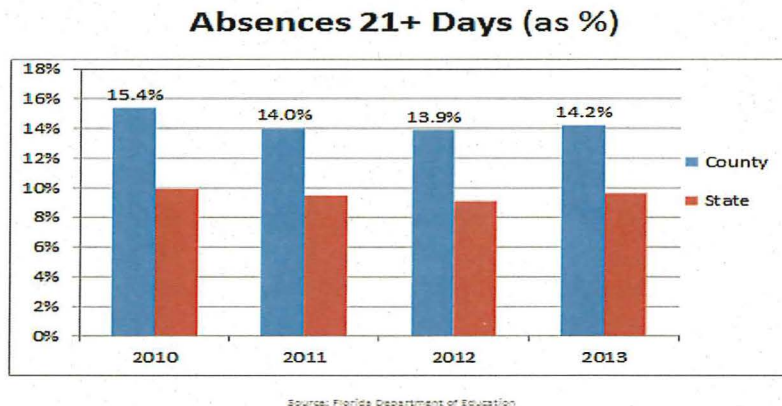


FCAT reading scores for 10th graders have trended up significantly since 2010. Less than 50%, however, were reading on grade level.

Truancy and Lack of Commitment to School

Students in grades K-12 who are absent 21 or more days in a school year miss more than a month of school days. Over the past four years, the county rate for students who have been absent 21 or more days has decreased slightly but remains fairly stagnant. The rates for 2014 and 2015 are not currently available from the FDOE for comparison.

Figure 34: Absences 21+ Days, St. Lucie County and FL Statewide



Assessing Community Resources and Gaps

On January 21, 2016, a meeting was held to assess community resources that address violence and delinquency in youth, including gang members. More than 52 providers and practitioners attended from the following agencies:

- ALPI
- Boys and Girls Club St. Lucie County
- CareerSource
- CASTLE
- Children's Home Society
- Children's Services Council
- City of Fort Pierce
- Department of Juvenile Justice
- Devereux CBC
- Early Learning Coalition of SLC
- First United Methodist Church
- Florida Department of Health
- Hibiscus Children's Services
- Indian River State College
- Lawnwood Regional Medical Center
- Multi-Cultural Resource Center
- New Horizons
- PACE
- Parent Academy
- Port St. Lucie Police Department
- Project Bridge
- Project Rock South 21st Century
- Public Defenders Office
- St. Lucie County Fire Department
- St. Lucie County Public Schools
- St. Lucie County Sheriff's Office
- St. Mark Missionary Baptist Church

These practitioners identified the following key gaps, barriers, and challenges to meeting the needs of youth involved in violence, delinquency, gangs and other problem behaviors in St. Lucie County:

- Need for diverse, culturally competent, evidence based mentoring, especially for African American males.
- Need to identify and intervene with "frequent flyers" (both boys and girls) before referral to alternative schools or involvement with the Department of Juvenile Justice (DJJ) becomes necessary.
- Need a research based non-residential program model focusing on academics and social services for middle and high school boys who have challenges in regular school model (i.e., PACE alternative for boys).
- Need to establish better relationships between law enforcement and youth, especially around hot spot areas of violence in Fort Pierce.
- Need to provide services that utilize trauma-informed care and practices, which involves understanding, recognizing, and responding to the effects of all trauma on children.
- Need to consider co-location of academic, physical and emotional services in one place (i.e., full service 'community school' in each zone or at least in high needs zone).

- Need a true parent involvement component in all programs – trying to “fix” the kids without involving and including their parents usually does not work.
- Need to establish policies and practices that encourage involvement and accountability for parents.
- Need more Social Emotional Learning (SEL) curriculums in schools and after school programs to build missing competencies in high-risk youth.
- Need to provide increased employment opportunities for young adults/youth with a record of arrests and or convictions.
- Cost for high-risk youth to participate in after school programs and to play sports is often prohibitive. For example, some after school programs charge fees that, although low, are still problematic for some families. A pool to fund waivers is needed.
- Keeping kids safe and off the streets requires a place for them during later hours and weekends. Many after school programs do not have funds or staff to provide late and weekend hours. Need more after school and weekend programs, activities and services focused on teens.
- Need long-term housing options for teens (example, Boys Town).
- Need better access to transportation, including additional bus routes, extended hours, and school transportation to afterschool programs without fees.
- Need to market availability of GED programs and education opportunities for unemployed youth ages 16 to 24 to high need areas; Enlist churches/community programs to become “classrooms” for the GED program.
- Need funding for young adults (ages 16-24) to receive mental health and substance abuse assistance even if they do not have a record, are not under DJJ or DOC supervision, or lack a diagnosis.
- Need to explore advisability and feasibility of providing multi-systemic therapy (MST) for high-risk St. Lucie populations.
- Need to expand use of Adolescent Community Reinforcement Approach (ACRA) and explore how to provide for certain higher risk populations.
- Need providers to become wraparound (family-led) certified and/or informed.

The workgroup identified numerous resources available to gang-involved youth and families in St. Lucie County. The Resource Assessment is attached as Appendix E. The resources have also been entered into the National Gang Center's Strategic Planning Tool - Community Resource Inventory.

Conclusion

A few key findings emerge from this *Comprehensive Gang Assessment Report*:

First, the Lincoln Park area of Fort Pierce has an environment that contains multiple risk factors for gang involvement, including high poverty levels, low educational attainment, and challenges around health, transportation, employment and safe housing.

Second, the Lincoln Park area has a high rate of at risk youth with multiple risk factors for gang involvement including a high teen birth rate, higher rates of school failure, illegal drug use, and low neighborhood attachment. A high number of students report having attacked someone with intent to harm, and a significant percentage report doing so before the age of 10.

Third, youth and residents are concerned about jobs for youth and adults, and cite the lack of employment as one of the main drivers of violence in St. Lucie County.

Fourth, youth and residents are fearful of retaliation for providing information to law enforcement. Many are unsure of whether they can trust the police to protect them.

Fifth, the Lincoln Park area has a strong base of residents who are willing to mobilize to counteract violence in the community. This is demonstrated by the overwhelming number of residents who attended town hall meetings and then followed up with action to implement solutions. The Lincoln Park Advisory Committee's efforts in conducting surveys and focus groups with hundreds of residents for this assessment is another example of the strong human resource assets within this community.

Sixth, St. Lucie County has a large number of resources available to high risk youth and youth in gangs, and a strong history of collaboration that has enabled the community to work together successfully to mobilize and increase collective impact.

As a result of this assessment process, community partners have already begun working together to use the information gathered here to craft solutions:

- RTVYI currently serves 40 gang members and families, and is on track to serve 50 by the end of year one. The goal is to serve 100 by the end of year two and reduce gang violence in Lincoln Park by 50% over the next five years.

- In response to youth concerns from the focus groups about a lack of transportation, the St. Lucie County Board of County Commissioners now provides free bus transportation to all youth ages 13 to 18 since summer 2015.
- In response to youth concerns about lack of jobs, the Workforce Development Board, St. Lucie Public Schools, and the Board of County Commissioners collaborated on a youth summer jobs program in 2016 called “Summer of Success”. 60% of youth hired for “Summer of Success” were from organizations in Lincoln Park that participated in the focus group discussions, and 93% of youth in the program completed their six week summer job successfully.
- In response to the need to memorialize victims of violence, the Lincoln Park Council of Ministers is building a Memorial Garden of Hope and Prayer, which will be a place for reflection, prayer and hope for those who have lost loved ones to any type of violence in St. Lucie County. The memorial will include a 500 pound steel wall melted from firearms confiscated throughout the county. The wall will be inscribed with names of all homicide victims.

To meet the challenges discussed in this Report, it will take everyone – leaders, residents, law enforcement, pastors, schools, social services, and funders – working together to achieve the desired outcome of safe neighborhoods for all. This is imperative if we hope to truly create a community in St. Lucie County where all children are capable of success, no exceptions.

APPENDIX A: Roundtable Members

19th Judicial Circuit - State Attorney, Bruce Colton

19th Judicial Circuit - Judge, Tony Schwab

Board of County Commissioners, Chris Dzadoovsky

Career Source Research Coast, Richard Stetson

Children's Services Council, Sean Boyle

City of Fort Pierce, Linda Hudson

City of Port St. Lucie, Linda Bartz

Department of Children & Families, Robert McPartlan

Department of Juvenile Justice, Wydee'a Wilson

Devereux CBC, Carol Deloach

Early Learning Coalition of St. Lucie County, Tony Loupe

Economic Development Council, Peter Tesch

Florida Department of Corrections – Circuit 19, John Thompson

Fort Pierce Police Department, Diane Hopley-Burney

Guardian ad Litem, Vern Melvin

Housing Authority of Fort Pierce, Andrea Kochanowski

Indian River State College, Andrew Treadwell

Kids Connected by Design, Lisa von Seelen

Lincoln Park Council of Ministers, Eldrew Baldwin

Port St. Lucie Police Department, John Bolduc

Roy A. Hunt Foundation, Andrew Hunt

St. Lucie County Chamber of Commerce, Terissa Aronson

St. Lucie County Department of Health, Clint Sperber

St. Lucie County Fire District, George Emerson

St. Lucie County School District, E. Wayne Gent

St. Lucie County Sheriff's Office, Ken Mascara

Southeast FL Behavioral Health Network, Ann Berner

State Representative, Larry Lee, Jr.

Steering Committee, Tonya Andreaacchio

United Way of St. Lucie County, Karen Knapp

APPENDIX B: Safe Neighborhoods Network Members (SNN)

Dani Dreizehnter, Fort Pierce Police Department (Chair Person)
Wydee'a Wilson, Department of Juvenile Justice (Vice Chairperson)
Diana Acosta, US Attorney's Office
Frank Amandro, Fort Pierce Police Department
Terrance Beauford, Men of the Sword Outreach
Sean Boyle, Children's Services Council
Betty Bradwell, Lincoln Park Advisory Committee
Gayle Braun, State's Attorney's Office
Maureen Cassanti, Fort Pierce Housing Authority
Ned Childress, Guardian Angels/Fort Pierce Ministers Association
Richard Del Toro, Port St. Lucie Police Department
Daniel Dooley, Bureau of Alcohol, Tobacco, Firearms & Explosives
Kimberly Eardly, Parent Academy
Carol Fiddis, Drug Abuse Treatment Association
Ken Frederick, New Horizons of the Treasure Coast
Michelle Hernandez, St. Lucie County Sheriff's Office, Gang Task Force
Pastor Hazel Hoylman, CEO In the Image of Christ Outreach
Linda Hudson, Mayor of Fort Pierce
Monica Jakobsen, Restoring the Village Youth Initiative
Andrea Kochanowski, Fort Pierce Housing Authority
Larry Lee, Jr., Florida State Representative, District 84
Sandy Mack, Children's Services Council
Shaniek Maynard, Roundtable of St. Lucie County
Michelle McMurtry, Public Defender's Office
Stefanie Myers, United Against Poverty
Renee Scott, St. Lucie County Community Services
John Romano, New Horizon of the Treasure Coast
Mike Sancho, Boys and Girls Club
Steve Sessions, St. Lucie County Sheriff's Office
Denise Simons, Kids at Hope/Lincoln Park Advisory Council
Drew Soesbe, SLCSO Gang Unit
Linda Soto, Boys & Girls Club
Clint Sperber, Department of Health
John Thompson, Department of Corrections
Kristi Walsh, Children's Home Society
Carlos Wells, State Attorney's Office
Corine Williams, St. Lucie County Community Services
Genelle Yost, Former St. Lucie County School Superintendent

APPENDIX C: Lincoln Park Advisory Committee (LPAC)

Denise Sirmons, Chair
Betty Bradwell, Vice Chair
Megan Pack, Secretary
Pastor Kenny Mills, Parliamentarian
Judith Backof, Resident
Terrance Beauford, Men of the Sword
Francesca Barnes, Boys and Girls Club, Gang Prevention Program
Father Joseph Cuellor, T.O.R. Franciscans of the Holy Spirit
Travon Davis, Resident
Dani Dreizehnter, Fort Pierce Police Department
Jarvis Gilliam, St. Lucie County Parks and Recreation/Lincoln Park Rec. Center
Steve Hoke, St. Lucie County Prevention Planning Group
Marvin Grimsley, Resident
Monica Jakobsen, Restoring the Village Youth Initiative
Shaniek Maynard, Roundtable of St. Lucie County
Sandy Mack, Children's Services Council
Rose Morocho, Boys and Girls Club
Norciss Plummer, Resident
London Reeves, Boys and Girls Club
Pedro Sanchez, Boys and Girls Club
Ionis Jefferson-Swoope, Resident
Jerome Todd, Sr. Resident
Wydee'a Wilson, Department of Juvenile Justice
Renee Jordan-Wright, Resident

APPENDIX D: Resource Assessment Workgroup Members

Acosta, Diana – United States Attorney’s Office
Adams, Cris – United Way
Aleman, Mia – Indian River State College
Alonzo, Katie – Public Defender’s Office
Amandro, Frank – Fort Pierce Police Department
Anderson, Jeanette – Healthy Start Addiction Counselor
Andreacchio, Tonya – Children’s Services Council
Armas, Mayte’ – St. Lucie County Public Schools
Aronson, Terissa – Chamber of Commerce
Baculima, Melanie – Devereux CBC
Bakkedahl, Tom – State Attorney’s Office
Baldwin, Sean – Fort Pierce Police Department
Barr, Tom – CASTLE
Bartz, Linda – City of Port St. Lucie
Beach, Stephanie – FL Community Health Centers
Beddow, Cynthia – Magellan Complete Care
Belizaire, Sindie – FL Department of Health
Bella, Debra – Early Learning Coalition, St. Lucie County
Bente, Adam – Department of Health, St. Lucie County
Bianco, Marcella – Department of Health, St. Lucie County
Bios Saintil, Hedwige – Healthy Start, Dr. Stoessel’s Office
Blanco, David – Indian River State College
Bonilla, Mana – Whole Child Connection
Boyle, Sean – Children’s Services Council
Brown, Marie – Healthy Start
Brown, Nancy – Community Volunteer
Bruno, Cheryl – Department of Health, School Health
Butler, Debbie – Guardians for New Futures
Campbell, Phaedra – St. Lucie County Sheriff’s Office
Carter, Melissa – St. Lucie TPO
Cason, Stacey – St. Lucie County Public Schools
Cerulli, Ronda – Department of Health, St. Lucie County
Cervasi, Michael – FL Community Health Centers
Chabot, Danielle – FL Department of Health
Chang, Cassey – St. Lucie County School District
Cherisol, Bruno – Safe Kids Coalition
Childress, Ned – Lincoln Park Council of Ministers
Chrulski, Mally – WIC
Colter, Vickie – PACE Center for Girls
Cooper, Robin – Department of Corrections
Correa, Raymond - FL Community Health Clinic
Cox, Linda – City of Ft. Pierce
Cuellar, Fr. Joseph – Sacred Heart Franciscan Outreach
Del Toro, Richard – Port St. Lucie Police
Derringer, Kathy – Helping People Succeed
Deschenes, Rene’e – Public Defender’s Office
Diaz, Tracee – Port St. Lucie Police Department
Dixon, Marcus – Multicultural Resource Center
Doak, Dr. Jennifer – Indian River State College, Nursing
Dobler, Rod – Port St. Lucie Police Department
Dooley, Dan – U.S. Bureau of Alcohol, Tobacco & Firearms
Dreizehnter, Dani – Fort Pierce Police Department
Dwonch-Shoen, Kathy – Kids Connected by Design
Dwyer, Jim – Children’s Services Council
Eardley, Kimberly – Healthy Start Coalition
Egan, Lorrene – Devereux CBC
Erickson, Ashley – Children’s Home Society
Escorbore, Cecilia – Healthy Start/KCBD
Evans, Cla’Tiya – Indian River State College
Evans, Judith – Safespace
Farnell, Teresa – Zions Daughters of Distinction
Fitzsimmons, Michele – Indian River State College
Flierl, Darcy – Safespace
Florack, Katy – DATA
Fonteyn, Lisa – Public Defender’s Office
Foxy, Derek – St. Lucie County Fire Department
Frederick, Ken – New Horizons
Gabriel, Guerline – Department of Health, St. Lucie
Gabriel, Randee – 211 Helpline
Gabriel, Sam – St. Lucie County School District
Gabriel, Sonya – Department of Health, St. Lucie County
Galloway, Barbara – Public Defender’s Office
Gent, Wayne – St. Lucie County Public Schools
Gervasi, Michael – FL Community Health Clinic
Gillette, Caleb – Fort Pierce Police Department
Glickman, Katie – FL Department of Health, School Health
Goulet, Tricia – FL Department of Health, School Health
Graves, Mike – St. Lucie County Sheriff’s Office
Hamblin, Melissa – Academic Success Network/RT
Hance, Jennifer – St. Lucie County Community Services
Harden, Glenda – CareerSource Research Coast
Harris, Donna – Department of Health, St. Lucie
Hawley, Debbie – St. Lucie County School Board
Hawley, Debbie – St. Lucie County Public Schools
Hawn, Beth – Martin Health Systems
Heddings, Rachel – Big Brothers Big Sisters
Heisey, Shari – CareerSource Research Coast
Heizler, Karen – Department of Health, School Health
Helms, Shyanne – City of Ft Pierce
Hendrickson, Jenny – Lawnwood Regional Medical Center
Henry, Chloe – Getting Ahead Graduate
Hernandez, Michelle – St. Lucie County Sheriff’s Office
Hessing, Jodi – CareerSource
Holcombe, Wendy – Coalition for Independent Living
Housel, Kevin – Detention Center
Howard, Kevin – FL Department of Health, St. Lucie
Hoylman, Hazel – In the Image of Christ
Hudson, Linda – City of Ft Pierce
Huggins, Adrienne – PACE Center for Girls
Ingram, Renee – Department of Corrections
Jackson, Sue – Department of Health
Jacobsen, Stacy – St. Lucie County Public Schools
Jakobsen, Monica – Restoring the Village Youth Initiative
Johns, Christine – FL Department of Health, School Health
Johnson, DeVoshay – Save Our Children
Johnson, Dora – Whole Child Connection-Martin
Johnson, Sherina – Devereux CBC
Josiger, Carmen – Indian River State College
Kim, Ruth – FL Department of Health, St Lucie
Kirchner, Josie – Devereux CBC
Kniceley, Lucia – Breath of Light
Kozac, Karen – St. Lucie County Fire Department
Krueger, Kathy – First United Methodist
LaBella, Deb – Early Learning Coalition
Lange, Alicia – FL Department of Health, School Health
Langlois, Glen – CASTLE
Lathou, Marceia – St. Lucie TPO

Lawler, Andrew – Port St. Lucie Police Department
 Levy, Cheryl – Healthy Start, Dr. Stoessel's Office
 Lomazzo, Leila – Healthy Families
 McCreary, Meranda – Healthy Start/KCBD
 McGee, Alyn – Dr. Stoessel's Office/Healthy Start
 McGinn, Kathy – St. Lucie County Public Schools
 McLeap, Gwen – WE Leap Inc.
 McMurtry, Michelle – Public Defenders' Office
 McPartlan, Bob – Department of Children and Families
 Mack, Sr., Sandy – Children's Services Council
 Malik, Dorothy – Department of Juvenile Justice
 Malone, Will – Hibiscus Children's Center
 Mansfield, Cherelle – Devereux CBC
 Maxemow, Katy – Lawnwood Regional Medical Trauma Team
 May, Tim – First United Methodist Church
 Maynard, Shaniek – US Attorney's Office
 Mendez, Rosa – Molina Health Care
 Mercedes, Lourdes - Safespace
 Miklya, Mercedes – St. Lucie County Parks and Recreation
 Miller, Judi – Big Brothers Big Sisters
 Mills, Kenneth – Save Our Children
 Mincey, April – St. Lucie County Public Schools
 Miranda, Beverly – Whole Child Connection
 Mitchell, Mary – SLC Parks and Recreation Aquatics
 Mock, Ashley – Children's Services Council
 Morales, Edgar – FL Department of Health, St. Lucie
 Morige, Yara – Children's Home Society of FL
 Murphy, Katherine – Lawnwood St. Lucie Medical Center
 Muzzin, Jennifer – St. Lucie County Public Schools, CNS
 Myers, Stefanie – United Against Poverty
 Nigro, Paul – Guardian ad Litem
 Ortiz-Bolt, Joann – Project Rock South 21st Century
 Owen, Terry – Healthy Start
 Pack, Megan – Boys & Girls Club of SLC, Infinity
 Palana, Janice – Healthy Start, Dr. Stoessel's Office
 Pantano, Elizabeth – Department of Health, School Health
 Patrick Shameka – Community Member
 Pizzimenti, Deb – Suncoast Mental Health
 Platt, Terrence – St. Lucie County Public Schools
 Poli, John – New Horizons
 Radke, William – St. Lucie County Sheriff's Office
 Rappatta, Meagan – Magellan Complete Care
 Raymond, June – Getting Ahead Graduate
 Reeves, London – Boys & Girls Club of St. Lucie County
 Rhaheed, Jacqueline – Project Bridge
 Rivett, Al – Community Volunteer
 Rivett, Donna – Indian River State College
 Roberson, Angela – FL Department of Health, St. Lucie

Roberts, Kimberly – St. Lucie County Public Schools
 Rodriguez, Denise – Treasure Coast High School
 Rodriguez, Myrna – Head Start
 Ruiz, Maria – Indian River State College, AND
 Ryan, Megan – Indian River State College, AND
 Sabins, Jamie – Department of Health, St Lucie STD
 Sancho, Mike – Boys & Girls Club
 Sangiuolo, Mandi – Dr. Stoessel's Office
 Scavuzzo, Charles – St. Lucie County Sheriff's Office
 Schultz, Jillian – Indian River State College, AND
 Scott, Renee – St. Lucie County
 Seibenick, Eric – Early Learning Coalition
 Sessoms, Steve – St. Lucie County Sheriff's Office
 Sheehan, Diane – Indian River State College
 Sihombing, Laureen – Department of Health, St. Lucie
 Simmons, Pat – Sandy Hook Promise
 Singletary, Kevin – ALPI
 Sirmons, Denise – Kids at Hope
 Smith, Janet L. – MOMCARE
 Smith, Todd – St. Lucie County Public Schools
 Soesbe, Drew – St. Lucie County Sheriff's Office
 Sorenson, Jill – SE Florida Behavioral Health Network
 Soto, Linda – Boys & Girls Club
 Sperber, Clint – FL Department of Health, St Lucie
 Spires, Nancy – St. Mark Missionary Baptist Church
 Spotts, Damian – Fort Pierce Police Department
 Steele, Sara – Healthy Start
 Stoessel, Dr. Ruel – Dr. Stoessel's Office
 Stoessel, Mikaela – Dr. Stoessel's Office
 Stonelake, Dana – Kids at Hope
 Storck, Eileen – Indian River State College
 Stoyka, Kristen – Indian River State College
 Stuart, Maureen – Healthy Start, KCBD
 Talley, Brady – Indian River State College
 Tesch, Pete – Economic Development Council
 Thomas, Kim – Roundtable of St. Lucie County
 Thompson, John – Department of Corrections
 Tibett, Tami – Indian River State College
 Tighe, Patrick – St. Lucie County Detention Center
 Tomlinson, Bill – St. Lucie County Public Schools
 Verano, Trinita – PACE Center for Girls
 Von Seelen, Lisa – Kids Connected By Design
 Walker, Becky – Southeast FL Behavioral Health Network
 Waterbury, Sara – Indian River State College, BSN Student
 Williams Johnson, Dianne – St. Lucie County Public Schools
 Wilson, Wydee'a – Department of Juvenile Justice
 Woehl, Jim – Walden University
 Woodward, Page – 211 Helpline

APPENDIX E: Resources

Early Initiation of Problem Behaviors

RESOURCE	DESCRIPTION	PROVIDER
(BIC) In-School Suspension/ Behavior Intervention	Removal of a student from a class and assignment to an alternative class on school campus.	St. Lucie Public Schools
CHAMPS	Classroom management approach that emphasizes Conversation, Help, Activity, Movement, Participation and Success.	St. Lucie Public Schools
CINS/FINS (Children in Need of Services/Families in Need of Services)	Services to youth who are ungovernable, truant or runaways. Project Safe Space provides immediate safety and assistance for runaway youth in crisis.	Children's Home Society
Civil Citation/ Juvenile Diversion	Offers early intervention, community counseling referrals and other appropriate community resources to divert qualifying juvenile misdemeanor offenders from the Juvenile Justice System.	Circuit 19 & DJJ
ESE Programming	Administers programs for students with disabilities and coordinates student services designed to strengthen the quality of services available to students with special needs.	St. Lucie Public Schools
Family Support Services	Provides short-term individual and family counseling for children receiving services through BBBS.	Big Brothers Big Sisters
Gang Prevention Through Targeted Outreach	Identifies youth, ages 10-15 who are at risk of engaging in gang activities. "EYE CAN" - Every Youth Engaged Choosing to Avoid Negativity focuses on mentoring and connecting youth to community resources needed to become successful.	Boys & Girls Club
Help Me Behave	Behavior management in pre-school.	Helping People Succeed
Juvenile Arrest Monitoring (JAM)	Support structure for youth on probation, including curfew and student check in.	Fort Pierce Police Department
Men (and Women) of the Sword Mentoring	Enhance opportunities for at-risk youth by redirecting youth into positive behavior.	Sword Outreach Ministries
PACE Center for Girls	Research based non-residential program model focusing on academics and social services for middle and high school girls.	PACE Center for Girls
PBIS (Positive Behavior Intervention Supports)	Evidence based behavioral interventions into an integrated continuum that enhances academic and social behavior outcomes for all students.	St. Lucie Public Schools
Project Rock	Provides students who have been suspended in grades 4-12 with supervised, academic tutoring, mentoring, and family counseling.	Project Rock & Club Pure
Response to Intervention (RTI)	A three-tiered model for academic and behavioral supports including Tier 1 (curriculum addressing needs of all students), Tier 2 (targeted interventions for students not responding to Tier 1 support), and Tier 3 (intensive and individualized behavioral support). Tier 2 and 3 interventions are developed, assigned and monitored by the school's Problem Solving Team (PST).	St. Lucie Public Schools

Schools Resource Officers (SRO's)	Sworn law enforcement officers responsible for providing security and crime prevention services in schools.	Law Enforcement Agencies
Strengthening Families	An all-inclusive family parenting skills training program to reduce problem behaviors, delinquency, alcohol abuse and drug abuse in children.	CASTLE
Student Code of Conduct	The Code describes for students, parents, teachers and administrators conduct that violates expected student behavior and lists the potential consequences for those offenses.	St. Lucie Public Schools
Suspension	Temporary removal of student from the regular school program and all other school sponsored activities.	St. Lucie Public Schools
Teen Life Choices	Program targeting prevention of teen pregnancy through group presentations with teens in middle school and high schools, summer and afterschool programs, and community settings.	Children's Home Society
Truancy Program	Reduces absenteeism by working with school staff on identifying and educating families who have 5 or more absences.	Boys & Girls Club/ Children's Home Society
Wave C.R.E.S.T.	Emergency residential shelter, 12 beds, for teens (11-17) runaways and youth who are not under supervision for delinquency or dependency. Residential and nonresidential services including screening, case management, individual, family and group counseling youth and their families.	Children's Home Society
Youth Court	Programs in which youth sentence their peers for minor delinquent and status offenses and other problem behavior.	19 th Judicial Circuit

Family Conflict & Family Management

RESOURCE	DESCRIPTION	PROVIDER
211 Helpline	Assist callers with crisis intervention, suicide prevention, information, assessment and referral to community services 24 hours a day, 365 days a year.	211 of Treasure Coast
Child Support Enforcement	Helps children get the financial support they need when it is not received from one or both parents by working directly with families, state and federal agencies and private companies to carry out critical steps in the child support process.	FL Department of Revenue
CINS/ FINS (Children in Need of Services/ Families in Need of Services)	Services to youth who are ungovernable, truant or runaways. Project Safe Place provides immediate safety and assistance for runaway youth and youth in crisis).	Children's Home Society
Community Services	Provides assistance to SLC families to improve quality of life through information, resources, and services. Comprised of the following divisions: Human Services Division, Housing Division, Library Division and Veteran Services Division.	St. Lucie County
Community Transit	An origin to destination system where passenger trips are generated by calls from passenger or their agent.	St. Lucie County

Devereux Community Based Care	Provides oversight and coordination of the child welfare system in St. Lucie as well as neighboring counties.	Devereux CBC of Okeechobee & Treasure Coast
Empowering Parents/ Redirecting Children's Behavior	Parenting classes offered free to St. Lucie County parents and caregivers.	Parent Academy
ESL Classes	Language classes to people learning English as a second language.	Community Organizations, including Hispanics in Action, IRSC, Parent Academy and others
Families First	A five-hour group seminar for parents who are divorcing or separating. The focus is on minimizing trauma to kids are result of the transition.	CASTLE
Food Assistance	Alleviate hunger by obtaining and distributing food affordably to qualified individuals.	TC Food Bank United Against Poverty Image of Christ St. Lucie County
Head Start (Parent Component)	Services include case management for families receiving childcare subsidies to secure needed services and handle family situations as identified through the Family Needs Assessment Process. Special emphasis is given to families referred from DCF.	Agriculture and Labor Program (ALPI)
Healthy Families	Provides a voluntary, home visiting program that promotes positive parent-child relationships and healthy growth and development from birth to age 5.	Healthy Start Coalition
High Hopes	Support group for children of divorce. In small group settings, children learn to identify and communicate feelings, anger management, problem ownership and solving.	CASTLE (available in Elementary Schools)
Homeless Services	Provides rental and utility assistance, housing counseling, and affordable housing to qualified individuals.	TC Homeless Services Council
LAPP Parenting	The Lucie Adolescent Parenting Program gives teen parents the opportunity to continue their education both before and after the birth of the baby.	St. Lucie Schools
Medicaid Transport	Non-emergency Medicaid transportation trips provided by each Medicaid HMO.	St. Lucie County
Mentoring Children of Promise	Provides one-on-one mentoring to build and strengthen families of children who have a family member incarcerated.	Big Brother Big Sisters
Parent Academy	Gives parents and caregivers access to resources and parental developmental activities throughout the community.	Parent Academy
Parent Resource Navigation of Educational Obstacles	Helps families learn about community resources that support healthy relationships through family support, crisis intervention, housing location, family preservation, parent education and counseling.	Multicultural Resource Center (MRC)

Parent Teen Community Connection	Provides educational outreach to support accurate health education focused on strengthening and increasing parent-child communication.	Parent Academy
Positive Parenting	Parent education and support workshop.	CASTLE
Safe Families	In home parenting education program to prevent abuse and neglect.	CASTLE
SafeSpace	Supportive living program that offers victims of domestic violence safety, support and education, empowering them to create independent life.	SafeSpace
Strengthening Families	An all-inclusive family parenting skills training program to reduce problem behaviors, delinquency, alcohol abuse, and drug abuse in children.	CASTLE
Supporting Families in Crisis	Provides 14 weekly sessions that focus on increasing desired behaviors in children, using effective communication, and problem solving. Children and parents participate together.	Hibiscus Children's Center
TC Connector SLC	A fixed route providing service along specific routes with schedules arrival times and stops areas.	St. Lucie County
Teen Life Choices	Program targeting prevention of teen pregnancy through group presentations with teens in middle school and high schools, summer and afterschool programs, and community settings.	Children's Home Society
Valued Visits	Supervised visitation and monitored exchange services for parents and children.	CASTLE
Wave C.R.E.S.T. Shelter	Emergency residential shelter, 12 beds, for teen (11-17) runaways and youth who are not under supervision for delinquency or dependency. Residential and nonresidential services include screening, case management, individual, family and group counseling to youth and their families.	Children's Home Society
WE LEAP	Providing domestic violence awareness & advocacy services.	WE LEAP
Youth Bereavement Counseling	Provides individual, group and family grief counseling for children and their families. Also provides crisis intervention in St. Lucie County schools.	TC Hospice

Academic Failure Beginning in Late Elementary School

RESOURCE	DESCRIPTION	PROVIDER
Afterschool Programs	Ave D Choirs, Boys & Girls Club, Frontline for Kids, Future Generations, Helping Youth Succeed, Multicultural Resource Center, Save Our Children, YMCA, PAL, Club Pure, C.A.T. program, 21 st Century Project Based Learning.	Various
Americorp/Reading Bigs	Mentoring programs providing literacy tutoring in school based program	Big Brothers Big Sisters
Reading Programs	School Based Reading to students.	Fire Department & U.S. Attorney Office
Response to Intervention (RTI)	Practice of providing high quality instruction/intervention matched to student needs and using learning rates over time and level of performance to make important educational decisions to guide instruction.	St. Lucie Public Schools
School Based Mentoring	Mentors meet with children at participating schools.	Big Brothers Big Sisters
School Testing and Consultation for Children and Behaviors	Process for identification of specific learning or behavior disabilities.	St. Lucie Public Schools

Lack of Commitment to School

RESOURCE	DESCRIPTION	PROVIDER
CINS/FINS	Provides resources and support to students and families that are flagged as truant or in crisis.	Children's Home Society
GED Program	Provides a postsecondary educational pathway to adults, where students can learn skills necessary to succeed on the high school equivalency exam to earn a high school diploma.	Indian River State College
PACE Center for Girls	Enables young women to complete their education while helping to promote self-esteem and develop personal, social and family relationship skills.	PACE
Parenting Wisely	Workshops that provide stress free tips for parents to improve family interaction and communication.	Parent Academy
Project Rock	Provides a structured, supervised, nurturing environment for youth in grades K-12 who have been suspended from school.	Project Rock & Club Pure
Truancy Programs	Contact and work with families after five unexcused absences.	Boys & Girls Club; Children's Home Society

Low Neighborhood Attachment & Community Disorganization

RESOURCE	DESCRIPTION	PROVIDER
Boots on the Ground/ Lincoln Park Community Association	Community based organization working to preserve and protect the historic district of the Lincoln Park community and surrounding areas through working with residents, business owners and local officials. Every 3 rd Saturday, volunteers work together to pick up trash on streets in the neighborhoods.	Neighborhood Bible way Revival Church/ Pastor Walter Barron

Code Enforcement (FP, PSL, BOCC)	Prevention, detection, investigation and enforcement of violations of statutes or ordinances regulating public health, safety, and welfare, public works, building standards, and land-use.	Fort Pierce, Port St. Lucie, Board of County Commissioners
Community Mobilization Team	Mobilizing community residents in Fort Pierce to leave a positive impact by beautifying the city.	Betty Bradwell, Chairperson
First Step	Community leaders participate in recreational activities with local youth in Fort Pierce area to build relationships with community.	Scott VanDuzer, Organizer
Fort Pierce Housing Authority	Assistance to delivering health, personal and social services to residents and to remove barriers to their independence.	Andrea Kochanowski, Executive Director
Fraternities/ Sororities	Local chapters of historically African American Greek lettered organizations serving community through educational, economic and cultural service activities.	Various
Higher Ground	Utilizes a family strengthening and community based approach to increase the capacity of families to meet their own needs, especially those experiencing low neighborhood attachment.	Multicultural Resource Center/ Marcus Dixon, Executive Director
Hispanics in Action	Volunteer group offering free classes in Spanish, English and French, and a weekly opinion column in Spanish and list of offerings.	Nelson Merchan-Cely, President
Keep Fort Pierce Beautiful	City-wide beautification program that initiates community cleanup projects to help keep community free of debris.	City of Fort Pierce
Keep Port St. Lucie Beautiful	City-wide beautification program that initiates community cleanup projects to help keep community free of debris.	City of Port St. Lucie
Kids at Hope (Hope Square)	Strategic cultural framework based on resiliency research designed to engage entire communities in supporting youth success. Builds capacity of youth serving organizations, schools and parents to engage with youth, and helps community incorporate belief and practice into everyday youth/adult interactions to build protective factors that support youth development.	Roundtable of St. Lucie County/ Denise Sirmons
Lincoln Park Advisory Council (LPAC)	Advisory committee of individuals who live or work in, and care about, the Lincoln Park community. Their role is to elicit ideas from the Lincoln Park area and afford Lincoln Park residents a voice in identifying services and activities relating to Roundtable initiatives. LPAC helps mobilize local citizens, engage community residents, and coordinate programs and initiatives within and across the Lincoln Park community.	Roundtable of St. Lucie County/ Denise Sirmons
Lincoln Park Council of Ministers	Coalition of religious clergy working collectively to support and improve the Lincoln Park community and St. Lucie County.	Rev. Kenneth Mills, President
NAACP – local chapter	Local chapter of national organization that ensures the political, educational, social and economic equality of rights of all persons and works to eliminate race based discrimination.	Tony Barnes, President
Restoring the Village	Citizen based movement to address crime in the Lincoln Park area of Fort Pierce; umbrella movement that led to the development of Boys Scout Troop 772, Village Coalition of Youth Activities, Restoring the Village Youth Initiative, First Step and a variety of other community mobilization activities.	Representative Larry Lee, Jr.
Village Coalition of Youth Activities (VCOYA)	Coalition of Youth Serving Organizations working together to improve activities and opportunities for youth in the Lincoln Park area of Fort Pierce.	Kevin Howard, President

Laws & Norms Favorable to Violence and Delinquency

UNIVERSAL PROGRAMS	DESCRIPTION	PROVIDER	RISK FACTOR(S)
Everybody's Not Doing It (END IT)	Teen based awareness and education to prevent drug and alcohol use and unhealthy sexual behaviors.	END IT! Corp.	Laws/Norms Early Initiation
Know the Law	School Resource Officers educating students and parents on the laws surrounding substance abuse and violence and the consequences of breaking them.	St. Lucie County Sheriff's Office	Laws/Norms Early Initiation
Narcotics Overdose Prevention & Education (NOPE)	School Resource Officers educating 8 th graders about the dangerous consequences of substance abuse and drug overdose.	St. Lucie County Sheriff's Office	Laws/Norms Early Initiation
Project Success	Research based prevention education series for 7 th and 9 th graders.	DATA	Laws/Norms Early Initiation
Second Step	A Violence Prevention Curriculum is a universal prevention program designed to reduce impulsive and aggressive behavior in children and adolescents by increasing their social competency skills. Students are taught to reduce impulsive, high-risk, and aggressive behaviors and increase their socioemotional competence and other protective factors.	New Horizons	Laws/ Norms Early Initiation
Signs of Suicide (SOS)	Suicide awareness and prevention education.	School District	Laws/Norms Early Initiation
Students Working Against Tobacco (SWAT)	Statewide youth organization working to mobilize, educate and equip Florida youth to revolt against and de-glamorize Big Tobacco; currently provided in select schools and after-school clubs.	School District	Laws/Norms Early Initiation
Too Good for Drugs	Drug prevention education provided to all fifth graders designed to develop social and emotional skills focusing on goal setting, decision-making and effective communication skills.	New Horizons	Laws/Norms Early Initiation
Too Good For Violence	Violence prevention education designed to develop social and emotional skills focusing on goal-setting, decision-making and effective communication skills; provided at any K-8 schools that want it; currently at 14 schools.	New Horizons	Laws/Norms Early Initiation Family Conflict
Trauma Informed Care	Organizational structure and treatment framework that involves understanding, recognizing, and responding to the effects of all types of trauma.	Tykes & Teens New Horizon	Family Management/Conflict Early Initiation
Youth Mental Health First Aid	Provides education on how to help an adolescent who is experiencing a mental health or addictions challenge or is in crisis; trainings open to all school employees.	St. Lucie Public Schools	Laws/ Norms Early Initiation

SELECTIVE PROGRAMS	DESCRIPTION	PROVIDER	RISK FACTOR(S)
High Hopes	Support to children who are experiencing the emotional consequences of parental divorce or separation; provided in a small group setting; available in elementary schools.	CASTLE	Family Management/Conflict
Prevention Counselors	Provides one on one prevention counseling to youth based on identification of heightened risk factors through individual assessment; caseload of 15-20 students per counselor.	DATA/ New Horizons	Laws/ Norms Early Initiation Family Management
Strengthening Families	Family parenting skills training in which family has dinner together and childcare is provided during training.	CASTLE	Family Management/Conflict
INDICATED PROGRAMS	DESCRIPTION	PROVIDER	RISK FACTOR(S)
Adolescent Community Reinforcement Approach (ACRA)	Behavioral intervention that aims to replace structures supportive of drug and alcohol use with ones that promote a clean and healthy lifestyle. ACRA goals are to reduce substance use and dependence, increase social stability, improve physical and mental health, and improve life satisfaction.	DATA	Laws/ Norms Early Initiation
Intervention Counselors	Provides one on one intervention counseling to youth already engaging in substance abuse as determined through individual assessment; caseload of 15-20 students per counselor.	DATA/ New Horizons	Laws/ Norms Early Initiation Family Management
TIERED PROGRAMS	DESCRIPTION	PROVIDER	RISK FACTOR(S)
Teen Court	Gives teens an opportunity to role-play as attorneys, clerks, bailiffs and jurors who decide a sentence for certain first time misdemeanor offenses committed by teens.	19 th Judicial Circuit, State Attorney – Public Defender, St. Lucie Schools	Community Disorganization Laws/Norms

Health and Wellness

UNIVERSAL PROGRAMS	DESCRIPTION	PROVIDER
School Health Program	RN's in the school system who can counsel on health issues.	FL Department of Health
SELECTIVE PROGRAMS	DESCRIPTION	PROVIDER
Family Planning Clinic	Offers exams, birth control, and SSTD testing and treatment.	FL Department of Health
Adolescent Health Clinic	Offers exams, birth control, and STD testing and treatment.	FL Community Health Center
Teen Zone	Offers free exams, birth control, and STD testing and treatment in a teen friendly setting.	Teen Zone
"Baby Think It Over" Dolls	Abstinence based pregnancy prevention program.	Children's Home Society
Parent Teen Community Connection	Offers group education to parents and teens regarding healthy behaviors, communication and pregnancy prevention.	Children's Home Society
INDICATED PROGRAMS	DESCRIPTION	PROVIDER
Inner Truth	Provides support for sexual trauma.	Inner Truth
New Horizons	Outpatient and inpatient mental health services for adolescents.	New Horizons
Teen Choices	A Healthy Start program that offers individual case management and group sessions for teens at risk for becoming pregnant.	Healthy Start
PACE Center for Girls	Non-residential educational program for at-risk female teens.	PACE Center for Girls
LAPP Program	The Lucie Adolescent Parenting Program gives teen parents the opportunity to continue their education both before and after the birth of the baby.	St. Lucie Public Schools

Poverty

PROGRAM	DESCRIPTION	RISK FACTOR
Applications for Assistance, Utilities, Rent, Food, General		
United Against Poverty	Centrally located facility providing access to: (a) Medicaid, SNAP, & Temporary Cash Assistance applications & status checks; (2) Membershare Grocery Program that allows eligible residents to select food & health products for a small handling fee (saving 65%-70% of their budgets for other needs); (3) Volunteer skills training program for entry level experience in customer service, inventory control, merchandising, non-profit outreach, resource development & more; (4) Success Training & Employment Program (STEP) offers employment & emotional intelligence training; (5) Information & referral services; and (6) Crisis stabilization & hunger relief – Eligibility rules apply to services – For more information go to: www.unitedagainstpoverity.org	Poverty
St. Vincent DePaul	Utilities and rental assistance; meal programs; food and other assistance as funds allow. St. Vincent DePaul's Help Line (772) 878-8474 (messages only).	Poverty
Mustard Seed Ministries	Assistance once in a 13-month period with a past due utility bill to avoid the loss of service when in time of crisis; gas to help a client starting a verifiable job; limited prescriptions; vouchers for medical care; limited rental assistance VITA- Volunteer Income Tax Assistance; variety of food, clothing, and other services offered. http://www.mustardseedslc.org	Poverty
Agricultural & Labor Program, Inc. (ALPI)	Early childhood education; low-income home energy assistance; crisis assistance for qualified heating and cooling seasons; other services. Telephone: (772) 466-2631.	Poverty
In the Image of Christ	Food pantry; low-income home energy assistance; summer youth programs; cold weather shelter; HIV/STD testing. Telephone: (772) 461-7788 http://www.intheimageofchrist.org	Poverty
St. Lucie County Community Services	Provides Veteran services (772) 337-5670; purchase assistance for eligible first-time homebuyers as funding permits; assists residents with applying for federal, state, and local benefits for which they may be eligible; support to households to become self-sufficient; assistance with repairs to resolve code violations; foreclosure prevention counseling; employment, educational support & tax assistance (VITA). Eligibility requirements apply and services available are conditional on funding. Telephone: (772) 462-1777.	Poverty
Florida Department of Children & Families	Helps low-income residents with public benefits including application for SNAP, Medicaid, & cash assistance. Telephone: (866) 762-2237.	Poverty
Salvation Army St. Lucie County	Social services are available as part of the statewide organization. What is provided in Fort Pierce and the county to income-qualified residents will vary and is based on resources levels. Programs may range from free food or meals from a pantry to school supplies and Christmas programs. Shelter, limited financial aid for bills such as water or rent, and referrals may also be offered. Telephone: (772) 461-2899.	Poverty
Credit/Financial Literacy		
Credit Confidant	Provides free 2-hour credit workshops on the Treasure Coast and throughout the state: http://www.creditconfidant.com	Poverty
SELF / Seacoast National Bank	Credit workshops and access to affordable financing for sustainable property improvements: http://cleanenergyloanprogram.org/about-us	Poverty
TD Bank	<i>TD WOW Zone</i> for educators, a comprehensive financial literacy program. https://www.tdbank.com/wowzone/educators/	Poverty

Money Matters (UF)	Class covers creating a spending plan; maintaining good credit; saving for the future; & all about the job. Contact: Charlie D'Agata at: choycedag@comcast.net	Poverty
Parent Academy of St. Lucie County	Partners with experts to provide credit and financial literacy workshops and classes to the community: https://www.parentacademyslc.org/	Poverty
Consumer Credit Counseling Service	HUD approved; debt-reduction assistance and programs; foreclosure help; assistance in dealing with medical or credit card debts. Some programs are available at no cost, or have minimal fees. Telephone: (866) 616-3720.	Poverty
Literacy, Pre GED, GED & ESL		
Indian River State College	Offers Adult Basic Education including Adult High School, GED Preparation, GED, and English for Speakers of Other Languages (ESL). Offers an assortment of job training programs at various times and Small Business owner training throughout the year. Contact Indian River State College at www.irsc.edu or (772) 462-IRSC (462-4772).	Poverty
Parent Academy of St. Lucie County	Provides adult education, literacy, pre-GED, ESL, basic computer skills, parenting skills, behavior management, anger management & conflict resolution and more for parents and caregivers. Also, partners with other organizations and schools to offer interactive & engaging events for families – For more information go to: https://www.parentacademyslc.org or call 772-466-0523	Poverty
St. Lucie Public Schools	St. Lucie Public Schools offers access to Rosetta Stone, English learning software, to parents of ESOL students. These services are offered at designated sites during the evening, Monday - Thursday. For more information contact Clarissa Duskin at 772-429-5537.	Poverty
Hispanics in Action of the Treasure Coast	Classes that teach a variety of languages & other services: http://www.hispanicsinaction.org	Poverty
Learn to Read St. Lucie County	A non-profit organization that teaches adults to read. Also tutors adults to write/speak English: http://learntoreadslc.weebly.com	Poverty
Offender Re-entry and Support		
Life Builders of the Treasure Coast	Help for those progressing through the criminal justice system or dependency court. http://www.lifebuilderstc.com	Criminal History
Florida Department of Corrections Reentry Resource Website	Provides various referrals to a network of community resources, which assist in providing for the reintegration needs of those recently released from incarceration. http://www.dc.state.fl.us/resourcedirectory/Search.aspx	Criminal History
Goodwill Industries	Pre-release services; basic skills development; employment readiness training; occupational skills training; job placement assistance; life skills. http://www.goodwill.org/find-jobs-and-services/find-a-job/	Criminal History
Salvation Army	Out-of-County locations offer alcohol and drug treatment; rehabilitation; transitional care & work release; emergency financial assistance; casework services; veteran services; transitional housing; and more: http://www.salvationarmyusa.org/usn/prison-ministries	Criminal History
Circuit 19 Office of the Public Defender	Provides therapeutic program in the jail; Support for ex-offenders returning to the community to assist with employment searches, resumes, SNAP, transportation, ID, counseling, clothing, education, shelter, DVR, medication, social security, medical, eye care, dental care. Telephone: (772) 462-2075.	Criminal History
CareerSource Research Coast Federal Bonding Program	A Federal Fidelity Bond is a business insurance policy that protects the employer in case of any loss of money or property due to employee dishonesty. The Fidelity Bonds issued under the Federal Bonding Program are insurance policies of the Travelers Property Casualty Insurance Company and are good for a period of six months. Each bond insures the employer for theft, forgery, larceny, or embezzlement by the bonded employee. Any at-risk job applicant is eligible for bonding services, including: ex-offenders; recovering substance abusers (alcohol or drugs); welfare recipients and other persons having poor financial credit; economically-disadvantaged youth and adults who lack a work	Criminal History

	history; individuals dishonorably discharged from the military; and others. Any Florida CareerSource staff is able to provide this service to at-risk workers meeting the criteria; including having a job offer that requires bond issuance. Telephone (866) 482-4473.	
Legal		
FL Rural Legal Services Inc.	Offers free legal services for foreclosures bankruptcies, divorces involving domestic violence, tenant evictions, criminal record expungements and sealing, public assistance denials and social security over-payment appeals. http://www.frls.org	Poverty
Feeding Programs		
Matthew's Cafe Grace Way Village	Provides hot meals to the community on Sunday evenings. Telephone: (772) 925-3074	Poverty
Sarah's Kitchen	Provides hot meals to the community at the following locations: First United Methodist Church 260 SW Prima Vista Blvd, Port St Lucie St Paul's AME Church 1405 N 27th Street, Ft Pierce First Congregational Church: 2401 SE Sidonia Street, Port St Lucie First Bethel Baptist Church 506 N Eleventh Street, Ft Pierce Notre Dame Catholic Mission: 217 N US Highway 1, Ft Pierce St Simon's Episcopal Church: 1700 Ave E, Fort Pierce – Provides Nutrition Food Packets and Nutrition Education For days & times see: http://www.sarahskitchen.org/#!contact/c1z0x	Poverty
Food & Nutrition		
Treasure Coast Food Bank	Hunger relief that provides the following programs: Backpack Program; Kids Café; School Pantry Program; Mobile Pantry; Healthy Options for the Elderly; Summer Feeding Program; USDA Farm-2-School; Distribution of U.S. Department of Agriculture (USDA) commodities. Also provides outreach on health & nutrition; SNAP assistance; Affordable Care Act assistance; & disaster relief. https://stophunger.org/our-programs/	Poverty
Florida Department of Health in St. Lucie County Women, Infants & Children (WIC)	Improves the health of eligible pregnant, breastfeeding and postpartum women, infants & children up to age 5; vouchers for nutritious foods including milk, juice, cereal, cheese, eggs, peanut butter, beans, fruits, vegetables, whole grains, & baby foods. Go to: www.stluciecountyhealth.com	Poverty
Housing		
Fort Pierce Housing Authority	Provides and administers Federal Housing Programs which includes Public Housing in the City of Fort Pierce and Section 8 Housing Choice Voucher in the County; and non-federal Affordable Housing Program. Participants can enroll into Family Self-Sufficiency Program linking them to services & programs that help families achieve self-sufficiency. http://www.hacfp.org	Poverty
Career Development		
CareerSource Research Coast	Employment and Training Services; Referrals to Employment; Workshops for Resume and Interviewing Skills, Computer Basics, Career Exploration and More; Skills Assessment; Job Placement Support; Job Fairs and Hiring Events; Career Counseling; Training Scholarships, On-the-Job Training Opportunities; Access to fully-equipped Career Resource rooms. Contact (866) 482-4473 or http://careersourcerc.com	Poverty
Goodwill Industries	Provides employment training services; community-based situational assessments; and seminars to support success in the workplace. Goodwill also participates in the Social Security Administration Ticket-to-Work Program; services for homeless, re-entering offenders; and the blind. Some services may only be provided out-of-county. http://www.gulfstreamgoodwill.com/index.cfm?fuseaction=home.main	Poverty
Clothing & Household Items		
Hope's Closet Grace Way Village	Clothing for children, age birth -17; must receive a voucher from a referring agency listed on their website. http://www.gracewayvillage.com/requirements-hopes-closet/ Telephone: (772) 925-3074	Poverty
Mustard Seed Ministries	Clothing; household items; furniture; food. http://www.mustardseedslc.org	Poverty

Goodwill Industries	Clothing; household items; furniture. http://www.goodwill.org	Poverty
Salvation Army St. Lucie County	Clothing, furniture, automobiles, household goods, appliances. http://www.salvationarmyflorida.org/stlucie/	Poverty
Health Care & Insurance		
Florida KidCare	Health insurance for children. There are 4 programs: Medikids (ages 1-4); Healthy Kids (ages 5-18); Children's Medical Services Managed Care (ages birth-20) for eligible special needs children; Medicaid (ages birth-18). Services include doctor visits; shots; hospital; surgery; prescriptions; emergencies; vision and hearing; dental; mental health. No cost for Medicaid & other premiums depend on household size & income. www.floridakidcare.org	Poverty
Affordable Care Act	A law enacted in 2010 to make health care more affordable & accessible. https://www.healthcare.gov .	Poverty
HANDS of St. Lucie County	The HANDS Clinic may provide health care at no charge to income eligible residents of St. Lucie County between the ages of 18 and 64 years of age. https://www.handsofslc.org - Telephone: (772) 462-5646	Poverty
Florida Community Health Centers, Inc.	Provides health care on a sliding fee scale based on federal poverty limits; services include family practice, pediatrics, & OB/GYN. Dental is available for children ages 0-18. www.fhcinc.org/services	Poverty
Florida Department of Health in St. Lucie County	Provides affordable health care; services include prenatal care, well-baby checkups, school health program, health counseling and education; management of chronic diseases; physicals; dental services; family planning; and Teen Zone, a reproductive health clinic for males and females ages 13-19. Also responsible for surveillance of reportable communicable diseases, other than TB, STD and HIV/AIDS. www.stluciecountyhealth.com Telephone: (772) 462-3800.	Poverty
Homeless		
Treasure Coast Homeless Services Council	Provides rent and utility assistance; a HUD-approved housing counseling agency for homeowners, renters, and homeless households; default resolution counseling to prevent foreclosure; services for Veterans including case management, obtaining VA benefits, assistance with public benefits, temporary financial assistance. Eligibility rules apply & services available only as funding allows. http://www.tchelpspot.org/wordpress/ .	Poverty
Bridges Out of Poverty & Getting Ahead in a Just Gettin' by World		
Bridges Out of Poverty	One-day workshop provides insight to understanding poverty and how to impact the cost to individuals & community; See workshop calendar at: http://www.roundtableslc.com/uploads/files/Events/Bridges%20revised.pdf	Poverty
Getting Ahead	48-hour workshop for individuals in generational or situational poverty; individuals explore causes of poverty in community and personally, building objectives and steps to reach goals. Classes are offered as funding allows. http://www.roundtableslc.com/p/51/getting-ahead#.Vw-mN8c-5DE	Poverty
Bridges to Prosperity, St. Lucie	Bridges to Prosperity, St. Lucie is the economic sufficiency network of the Roundtable of St. Lucie County. Meetings are generally held on the 3 rd Wednesday of the month from noon – 1:30 pm. Those interested in impacting poverty in the community are invited to attend. Contact Renee Deschenes for more information at Renee.Deschenes@pd19.org and/or go to: http://www.roundtableslc.com/p/19/economic-sufficiency#.Vw-m3cc-5DE	Poverty

Laws & Norms Favorable to Violence and Delinquency

RESOURCE	DESCRIPTION	PROVIDER
Know the Law	Social norming campaign in which law enforcement works with schools to teach youth the consequence of substance abuse and violence, and build positive relationships between law enforcement and youth.	St. Lucie County Sheriff's Office
Parents of Murdered Children (POMC)	Local chapter of a national organization to support the families and friends of those who have died by violence.	POMC/ Tri-County Florida Chapter
STOP-Lifting Campaign	Education campaign to provide teens with information about the consequences of committing retail theft.	Port St. Lucie Police Department
Restoring the Village Youth Initiative	Anti-violence strategy for reaching St. Lucie County youth who are involved in, or at risk of becoming involved in, street violence.	Roundtable/ Fort Pierce Police Department
Too Good For Violence	A universal, violence prevention and character education program that teaches social and emotional learning skills, which research has linked with healthy development and academic success.	New Horizons Student Assistance Program